

2024
RX



BIKE SHED MOTO CO

Can technology learn people?

Can a new source of power
inspire a new sense of adventure?

Can a subtle shift of power
heighten your feeling of control?



To craft the most amazing machines, you don't start with machines at all. You start with people.

The 2024 Lexus RX



RX 350

Built for those who refuse to settle, the 2024 RX offers a daring take on modern luxury with its captivating design, turbocharged powertrain and robust suite of premium technologies. Thoughtful cabin appointments and the powerful Lexus Interface¹ system help you forge a deeper connection with every drive. And standard Lexus Safety System+ 3.0² helps provide additional peace of mind.

RX 350 F SPORT HANDLING AWD RX 500h F SPORT PERFORMANCE AWD

Experience the more daring side of the RX. The RX F SPORT Handling features bold interior and exterior styling, Sport drive modes and an Adaptive Variable Suspension. And our boldest expression of the RX, the RX F SPORT Performance, ups the adrenaline with an electrified powertrain rated at an impressive 366 net combined horsepower³ and 406 lb-ft of torque.⁴



RX 350h AWD

With dynamic all-wheel drive capability, the RX Hybrid pairs a potent, naturally aspirated 2.5-liter four-cylinder engine with powerful electric motors for an impressive 246 net combined horsepower.³ And with a manufacturer-estimated 36-MPG combined,⁵ this hybrid SUV offers the efficiency to help you get more from every journey.



RX 450h+ LUXURY AWD

Introducing the latest addition to the Lexus portfolio of electrified vehicles, the RX 450h+ Luxury AWD. An innovative new take on luxury, this plug-in hybrid electric vehicle gives drivers the best of all worlds, with a manufacturer-estimated 37-mile range⁶ of pure EV driving and a manufacturer-estimated 83 MPGe.⁷

RX 450h+ Luxury AWD shown in Matador Red Mica (left; limited availability), RX 500h F SPORT Performance AWD shown in Iridium⁸ (center), RX 350 Luxury AWD shown in Cloudburst Gray⁹ (right)



RX F SPORT Handling shown in Grecian Water



RX Luxury shown with Black semi-aniline leather and Black Open-Pore Wood interior trim



RX F SPORT Performance shown in Copper Crest[®]






RX 450h+ Luxury AWD shown in Nightfall Mica



RX F SPORT Performance shown in Ultra White®



More than a concept. A statement. The 2024 RX has been thoughtfully designed to offer an uncompromising vision of style, luxury and performance. Up front, its expressive spindle grille is flanked by a pair of exquisite, jewel-like headlamps. Its body, elegantly shaped to evoke power and grace. And in the rear, a distinct LED Blade Taillamp will ensure that this luxury SUV leaves an indelible impression.

SET YOUR NEXT BENCHMARK

For those who refuse to settle, this is the next generation of Lexus.



RX F SPORT Performance shown in Copper Crest®

A MORE SEAMLESS CONNECTION

A driver-focused cockpit connects you to your drive like never before.

Leave distractions behind. When crafting the interior of the RX, Lexus designers focused on creating a space that was open and inviting, with ready access to the things a driver needs most. Front seats offer an ideal blend of comfort and support, and for the driver, an ergonomically shaped steering wheel and intuitive controls fall easily to hand. Seating position and even the angle of the windshield have been optimized to enhance outward visibility. And an elegantly concealed console storage area and available wireless phone-charging tray⁹ help provide easy access to all those important day-to-day items.



RX F SPORT Performance shown with Rioja Red leather and Dark Graphite Aluminum interior trim



RX Luxury shown with Macadamia semi-aniline leather and Ash Bamboo interior trim

REDEFINE YOUR COMFORT ZONE

The RX offers a spacious cabin with a dramatic take on personal luxury.

The best luxury is that which can be shared. That's why the RX rewards the driver and all passengers with indulgent details that include available semi-aniline leather-trimmed seating and available Ash Bamboo trim. This ultimate comfort extends to the shape of the interior itself, with everything from the door panels and seatbacks considered and reshaped to help maximize interior space. Even the relationship between the seat cushions and windows has been optimized to allow everyone to better enjoy the stunning views outside. This is thoughtful luxury, for all.

PANORAMA ROOF

An available retractable panorama glass roof is seamless on the outside and larger than a conventional moonroof on the inside. While passengers in the rear enjoy the increased feeling of spaciousness, the entire cabin experience is elevated with more natural light.



GENEROUS CARGO SPACE

When it comes to life's greatest journeys, one size doesn't fit all. That's why the RX features a spacious cargo area.¹⁰ Its low loading floor helps ease the loading and unloading of everything from groceries to gear. And when more room is needed, the 40/20/40-split rear seats can fold down to help accommodate larger objects.

POWER REAR DOOR WITH KICK SENSOR

The available Power Rear Door with Kick Sensor¹¹ can be opened and closed using a button on the key fob, on the door lid or next to the steering wheel. For added convenience when your hands are full, the integrated kick sensor allows you to open the door by simply kicking your foot under the rear bumper.

RX F SPORT Performance shown with Black leather interior trim

TAKE IT ALL WITH YOU

With its spacious cargo area, the RX has room for all the things that matter most.






AMBIENT LED ILLUMINATION

Adding intrigue to the interior, available thematic ambient LED lighting can be tailored to suit one's mood with 14 preset themes or your own personalized selection, and can brighten and dim in a coordinated series to welcome the driver into the RX. Soft lighting also illuminates the area surrounding the vehicle the moment you approach, for added visibility and peace of mind.

MULTI-ZONE CLIMATE CONTROL

Customize the climate around you. Individual settings allow the driver and front passenger to adjust their preferred temperatures. And the three-zone climate-control system allows the driver and passengers to fine-tune climate settings for the rear. To help ensure the cabin air stays fresh, an available smog-sensing climate-control system automatically switches into recirculation mode if it senses high levels of pollutants outside.



STUNNING IN EVERY DETAIL

When you're obsessed with perfection, everything matters. That's why the RX offers an abundance of unique extras to indulge and inspire.


Experience a cabin informed by thoughtfulness. A space that offers natural materials of extraordinary beauty. From the available semi-aniline leather trim to the available Black Open-Pore Wood accents, every detail has been meticulously crafted to feel just right.

HEATED AND VENTILATED SEATING

Every RX features multistage heated front seats with available ventilation for optimized comfort, regardless of the weather. Available heated and ventilated rear outboard seating helps ensure your passengers can ride in complete, personalized luxury.

EXCEPTIONAL CRAFTSMANSHIP

Among its crafted touches, the available interior leather trim is carefully selected from around the world, and only a fraction is considered worthy. The available semi-aniline leather trim is dyed all the way through, unlike leathers with conventional surface dyes. A higher grade of leather must also be used, since imperfections cannot be hidden.






Every facet of the RX, from the engine to the suspension to the chassis itself, has been analyzed to ensure that it delivers a superior driving experience. Its chassis has been engineered to be light, low and strong, and is paired with an expertly tuned suspension to deliver agile handling and a ride that's as smooth as it is responsive. When combined with an array of performance features, all-wheel drive capability, and the first-ever RX 450h+ Plug-in Hybrid Electric Vehicle, the result is a crossover that does more than run the show. It stops it.

DARINGLY REFINED

The RX is engineered to turn corners and overturn convention, so you can forge a deeper connection with your drive.



RX 450h+ Luxury AWD shown in Iridium®

POWER, REIMAGINED.

The RX goes beyond all expectations with four advanced powertrains.

Experience the powerful side of luxury. The RX offers four distinct powertrains, each finely tuned to deliver the dynamic performance you desire. Its 2.4-liter turbocharged in-line 4 is rated at 275 horsepower⁴ and features a flat torque curve to help you more easily access its 317 lb-ft of torque.⁴ Or opt for the 2.5-liter electrified hybrid powertrain, which pairs 246 net combined horsepower³ and 233 lb-ft of torque⁴ with undeniable fuel efficiency. And now, for the first time ever, the RX is offered as a plug-in hybrid electric vehicle, which gives a full EV driving experience⁶ for short trips—and hybrid fuel efficiency for those longer journeys.

For the greatest thrill offered in an RX, the F SPORT Performance boasts an exclusive electrified powertrain. Featuring a 2.4-liter turbocharged gasoline engine, a high-output battery and two electric motors, it produces 366 net combined horsepower³ and 406 lb-ft of torque.⁴ It delivers a drive unlike anything you've experienced and helps make the RX F SPORT Performance our fastest, most powerful RX.



RX Hybrid Luxury shown in Nightfall Mica (left), RX F SPORT Performance shown in Copper Crest[®] (right)



THE FIRST-EVER RX PHEV

Experience the best of all worlds. The comfort of a purely electric drive⁶ for short trips. The rush of instantaneous electrified torque. And the go-anywhere confidence you get with proven hybrid technology. Introducing the first-ever RX Plug-in Hybrid Electric Vehicle (PHEV), the Lexus RX 450h+ Luxury AWD.

It starts with a generously equipped RX Luxury grade and adds a proven 2.5-liter in-line four-cylinder gasoline engine, a high-density lithium-ion battery pack and an advanced all-wheel drive system. With a full charge, the RX 450h+ has a manufacturer-estimated 37 miles of all-electric driving range⁶ and a manufacturer-estimated 83 MPGe.⁷ And when your journey takes you beyond the plug, the RX 450h+ can seamlessly continue to operate in hybrid mode and has a manufacturer-estimated 35-MPG combined.⁷ So plug in on your schedule and see where your roads take you.



RX 450h+ Luxury AWD shown in Iridium[®]



RX Luxury AWD shown in Matador Red Mica

ALL-WHEEL DRIVE. *ALL-WEATHER CONFIDENCE.*

Technology designed to help elevate your confidence while driving, even in adverse conditions. Available electronically controlled full-time all-wheel drive doesn't just handle the road; it reacts to it. Monitoring surface conditions in real time, this system can automatically shift engine power between the RX's front and rear axles, and can send as much as 50% of available power to the rear wheels when needed. And on the RX Hybrid and RX Plug-in Hybrid Electric models, the electronic all-wheel drive system features a rear electric motor that delivers instantaneous torque to the rear wheels when you need it.

THE RX F SPORT HANDLING

In addition to more aggressive styling inside and out, the RX F SPORT Handling boasts features that deliver even more control and exhilarating intensity. It is equipped with the same available Adaptive Variable Suspension found in high-performance Lexus vehicles, allowing you to customize the shock absorber settings for improved ride comfort or reduced body lean as you enter and exit turns. Steering-wheel-mounted paddle shifters put thrilling performance right at your fingertips, offering lightning-fast upshifts and heart-racing split-second downshifts.

To help provide the highest level of responsiveness, all F SPORT models offer selectable drive modes to help you finely tune your drive to suit your desires. Sport mode adjusts the Adaptive Variable Suspension, while Custom mode allows you to personalize everything from road feel to responsiveness. Further enhancing the excitement, an exclusive performance-inspired gauge cluster provides real-time information such as G-force metrics, power distribution and more.



RX F SPORT Handling AWD shown in Grecian Water



Building upon the impressive F SPORT Handling, the RX 500h F SPORT Performance AWD is engineered to take exhilaration to even greater heights. Its unique electrified powertrain combines a potent 2.4-liter turbocharged engine with a high-capacity battery that powers a front-mounted electric motor and an 80-kW high-output rear electric motor. The result: an astonishing 366 net combined horsepower³ and an impressive 0-to-60 time of 5.9 seconds.¹² And with its rigid chassis, Adaptive Variable Suspension and performance-inspired interior, this SUV can deliver thrills like no other.

DIRECT4 ALL-WHEEL DRIVE

Fundamental to this RX's expression of performance is its innovative DIRECT4 all-wheel drive system, which utilizes a high-output electronic axle (eAxle) to help drive the rear wheels. Highly intelligent, this system constantly monitors how each individual wheel is interacting with the road, imperceptibly shifting power as needed to optimize traction and heighten your feeling of control. Not only does this system help provide instantaneous power off the line, it also can seamlessly shift the character of the vehicle to better reflect the needs of your drive. Relaxing when you want it. Engaging when you desire it. This is driving, evolved.

RX F SPORT Performance shown in Copper Crest[®]

THE POWERFUL RX F SPORT PERFORMANCE

Offering a daringly bold vision of what performance can be, this is our fastest and most powerful RX.





RX F SPORT Performance shown with Rioja Red leather and Dark Graphite Aluminum interior trim

FIND YOURSELF IN THE SEAT OF POWER

Forging a deeper connection between driver and car: This is the philosophy that goes into crafting the driver-focused cockpit of the RX F SPORT Handling and F SPORT Performance. In addition to exclusive race-inspired instrumentation and bold aluminum accents, you'll find performance upgrades, including bolstered front sport seats, a perforated leather-trimmed sport steering wheel and shift knob, aluminum pedals and more.

F SPORT BOLSTERED SEATS

Signature race-inspired F SPORT bolstered seats provide the ideal posture, control and visibility for enhanced driving performance. Featuring unique foam-injected construction and designed to contour to the needs of the driver, their low position helps place the driver's hip point as close as possible to the vehicle's center of gravity for a more dynamic driving experience.

A THRILL RIDE FOR ALL

For a passionate driving experience all can appreciate, F SPORT-exclusive details can be found throughout the interior. Headrests are embossed with the F SPORT logo. And available Rioja Red leather trim adorns the front and rear seats, and adds accents of bold color across the center console, door panels and armrests.





RX Luxury shown with Black semi-aniline leather and Black Open-Pore Wood interior trim

ON THE CUTTING EDGE

With features including Lexus Interface, an available 14-inch touchscreen and wireless connectivity, the RX offers a suite of technologies that are sure to inspire.



What if there was an available technology so intuitive that having more of it actually felt like less? So intelligent that, over time, it learned from people rather than forcing people to learn how to use it? See more and do more with our most intelligent and capable voice recognition system to date. Access your favorite iPhone®13 apps via wireless Apple CarPlay®14 integration. For added convenience, an available 14-inch touchscreen multimedia display is intuitively placed to provide easier access to Lexus Interface!




RX F SPORT Performance shown with 14-inch touchscreen display and Rioja Red leather and Dark Graphite Aluminum interior trim

A NEW STANDARD OF CONNECTIVITY

Experience next-generation technology so intuitive and personal, it feels like an extension of you.

Go beyond interaction. Experience connection, where technology can learn to understand you. Case in point: Lexus Interface¹ seamlessly connects you via touchscreen—or voice—to the many benefits of an active Drive Connect¹⁵ trial or subscription. Its Intelligent Assistant feature gets smarter over time, and Cloud Navigation offers more accurate directions. Plus, it includes the convenience of the Profiles feature, which allows different drivers to create personalized settings that can be used across vehicles equipped with Lexus Interface. The product of relentless imagination and human-centered design, this is technology as it should be.



COMMAND CENTRAL CENTERED AROUND THE DRIVER

Experience connected technology at your fingertips and at the forefront of driver convenience.

WIRELESS ANDROID AUTO

With wireless Android Auto™¹⁶ compatibility, you can connect your Android™ phone to experience your apps on the vehicle's touchscreen multimedia display. Play your music via your favorite apps such as Spotify®¹⁷ and Pandora®, send messages through a range of commonly used apps like WhatsApp®, navigate with Google Maps,¹⁸ and request information—all with your voice. Just say "Hey Google" to get started. For added convenience, Android Auto can also help shorten your commute by automatically finding alternate routes if it detects heavy traffic.

WIRELESS APPLE CARPLAY

With wireless Apple CarPlay®¹⁴ integration, you can access the same familiar interface from your iPhone® through the vehicle's touchscreen multimedia display. Simply connect your iPhone to get directions, make calls, send and receive messages via Siri®,¹⁹ and get access to your favorite apps like Waze®, Spotify and Apple Audiobooks.

DIGITAL KEY

Share vehicle access via the Lexus app. With an active Remote Connect²⁰ trial or subscription, the available Digital Key feature makes it simple for you and up to seven friends to lock, unlock and start your RX by smartphone.

DIGITAL REARVIEW MIRROR

The available Digital Rearview Mirror can help increase your field of vision via a high-definition camera that's designed to provide an unobstructed view of the road behind you. Simply toggle the lever to switch between analog and digital mirror modes.

DELIVERY AND TECHNOLOGY SPECIALISTS

To help you get the most out of these and other features in your new Lexus, a Vehicle Delivery Specialist will walk you through nearly every setting and function you desire. And to answer questions that arise after delivery, a Vehicle Technology Specialist can offer expert guidance in person or without you ever leaving the driveway via camera-enabled apps like FaceTime®. Learn more about these services at lexus.com/specialists.

WIRELESS PHONE CHARGING

In addition to the convenience of wireless connectivity, the RX offers front seat occupants the ability to charge their device wirelessly⁹ when it is tucked into the centrally located storage tray.

HEAD-UP DISPLAY


To help keep your focus on the road ahead, an available 10-inch Head-Up Display projects key information, such as current vehicle speed or specific navigation directions, at customizable heights onto the windshield.

DIGITAL LATCH WITH SAFE EXIT ASSIST

Experience where intuitive meets protective. This innovation²¹ is designed to warn of motorists and cyclists approaching from the rear to help prevent the door from opening until conditions are determined to be clear.

TRAFFIC JAM ASSIST

Like cruise control for when highway traffic isn't cruising. With an active Drive Connect¹⁵ subscription, this available technology²² can monitor surrounding traffic in condensed, low-speed driving situations and automatically move forward and brake as needed to keep a set following distance behind the preceding vehicle. In addition to providing hands-free steering assistance, this system can automatically bring the vehicle to a complete stop, then resume its path of travel as forward traffic begins to move.





MARK LEVINSON PUREPLAY SURROUND SOUND

Unlock a deeper appreciation of sound and experience music in its highest fidelity with available Mark Levinson^{®23} PurePlay Surround Sound. Boasting 1,800 watts and 21 speakers meticulously positioned throughout the cabin, this bespoke system envelops you in a three-dimensional soundscape that's crafted by the same masters who engineer six-figure home audio systems.

21
speakers

1,800
watts



RX Luxury shown with Black semi-aniline leather and Black Open-Pore Wood interior trim

PEACE OF MIND, STANDARD.

Lexus Safety System+ 3.0 includes an integrated suite of standard active safety equipment and convenience features.²

PRE-COLLISION SYSTEM WITH PEDESTRIAN DETECTION AND INTERSECTION SUPPORT

With its radar and camera capabilities, this system^{24,25} is capable of detecting motorcycles, and, under certain circumstances, can provide support to warn of or mitigate collisions with oncoming vehicles and vehicles that are crossing at intersections. This intelligent system can also detect bicyclists and pedestrians in certain situations, including while turning left or right at an intersection. Should the system detect a potential frontal collision, it can help provide steering assistance and/or automatically brake to help mitigate or avoid a collision.

ROAD SIGN ASSIST

This system²⁶ uses a built-in camera to help provide certain road sign information in the instrument panel or even on the available Head-Up Display. In addition to displaying speed limit information, the system can alert you of certain detected signs you otherwise might have missed.

LANE TRACING ASSIST

When All-Speed Dynamic Radar Cruise Control with Curve Speed Management²⁷ is enabled, this hands-on system²⁸ monitors visible lane markings and can recognize vehicles ahead. To help the driver keep their vehicle centered in the lane, it can provide steering assistance. Designed for peace of mind, the system can even be used in traffic and on highways with gradual curves.

ALL-SPEED DYNAMIC RADAR CRUISE CONTROL WITH CURVE SPEED MANAGEMENT

Radar and camera technology help to keep you at a preset speed and distance from vehicles ahead, even in stop-and-go traffic. If the system²⁷ detects you getting closer than the preset distance, it automatically slows your vehicle—even to a complete stop. At highway speeds, when the road ahead clears, your Lexus returns to its preset speed. This system is designed to detect curves in the road and automatically reduce vehicle speed as needed for a smoother, more confident driving experience.

LANE DEPARTURE ALERT WITH STEERING ASSIST

This system²⁹ utilizes a camera to monitor visible lane markings. If an inadvertent lane departure is detected at speeds above 32 mph, the system is designed to warn you so that you can steer back into the lane, and can even take slight corrective measures to help keep you within your visibly marked lane.

INTELLIGENT HIGH BEAMS

To help provide greater visibility for you as well as other drivers, Intelligent High Beams³⁰ offer added illumination to help keep you focused on the road. When the road ahead is clear, the system defaults to high-beam mode, then temporarily switches to low beams when it detects the headlamps or taillamps of vehicles ahead.



RX 350

275

HORSEPOWER⁴
TURBOCHARGED 2.4-LITER
IN-LINE 4 ENGINE

317

LB-FT TORQUE⁴

FWD or
AWD

8-SPEED

ELECTRONICALLY
CONTROLLED
TRANSMISSION

7.6 FWD / 7.2 AWD

0-60 MPH (SEC)¹²

22/29/25 FWD

21/28/24 AWD

CTY / HWY / CMB
MANUFACTURER-
ESTIMATED MPG³¹

DIMENSIONS

OVERALL LENGTH 192.5 IN / WHEELBASE 112.2 IN / WIDTH 75.6 IN (MIRRORS FOLDED) / HEIGHT 67.3 IN / TREAD WIDTH F/R 65.2/66.5 IN
CARGO VOLUME, SEATS UP/DOWN 29.6/46.2 CU FT¹⁰ / FRONT LEGROOM 41.1 IN / REAR LEGROOM 37.4 IN

RX 350h AWD

246

NET COMBINED
HORSEPOWER³ 2.5-LITER
IN-LINE 4 ENGINE + LEXUS
HYBRID ELECTRIC DRIVE

233

LB-FT TORQUE⁴

AWD

ECVT

CONTINUOUSLY
VARIABLE
TRANSMISSION

7.4

0-60 MPH (SEC)¹²

37/34/36

CTY / HWY / CMB
MANUFACTURER-
ESTIMATED MPG³¹

RX 450h+ AWD

304

NET COMBINED
HORSEPOWER³ 2.5-LITER
IN-LINE 4 ENGINE +
LEXUS PLUG-IN
HYBRID ELECTRIC DRIVE

406

LB-FT TORQUE⁴

AWD

ECVT

CONTINUOUSLY
VARIABLE
TRANSMISSION

6.2

0-60 MPH (SEC)¹²

83

MANUFACTURER-
ESTIMATED MPG^{e7}

37 MILES

MANUFACTURER-
ESTIMATED ALL-ELECTRIC
DRIVING RANGE⁶

RX 500h AWD

366

NET COMBINED
HORSEPOWER³ 2.5-LITER
IN-LINE 4 ENGINE + LEXUS
HYBRID ELECTRIC DRIVE

406

LB-FT TORQUE⁴

DIRECT4
AWD

6-SPEED

ELECTRONICALLY
CONTROLLED
TRANSMISSION

5.9

0-60 MPH (SEC)¹²

27/28/27

CTY / HWY / CMB
MANUFACTURER-
ESTIMATED MPG³¹

WHEELS



19-in

Five-spoke alloy with
Dark Gray Metallic and machined finish
STANDARD
RX, Premium and Premium+



21-in

20-spoke alloy with
Dark Premium Metallic finish
STANDARD
Luxury



21-in

10-spoke alloy with
Gloss Black Metallic finish
STANDARD
F SPORT Handling



21-in

10-spoke alloy with
Matte Black finish
STANDARD
F SPORT Performance



21-in

Split-10-spoke alloy accessory³² wheels
with Gray Metallic finish
AVAILABLE
F SPORT Performance



21-in

20-spoke alloy with
Dark Gray Metallic and machined finish
AVAILABLE
Premium+

RX F SPORT Performance shown in Ultra White⁸

FEATURES



RX (RX 350/RX 350h)

Standard features:

Multi-link rear suspension
NuLuxe[®] interior trim
8-way power-adjustable driver's and front passenger's seats
Interior ambient illumination
Multi-zone climate control
Heated front seats
Paddle shifters
Power tilt-and-telescopic steering column
Power rear door
19-in five-spoke alloy wheels with Dark Gray Metallic and machined finish
LED foglamps
7.0-in multi-information display
Lexus 12-speaker Premium Sound System
Wireless Apple CarPlay^{®14} integration
Wireless Android Auto^{™16} compatibility
Lexus Safety System+ 3.0²
Intuitive Parking Assist with Auto Braking³³
Digital Latch with Safe Exit Assist²¹
Lexus Interface¹ with 9.8-in touchscreen display
Safety Connect¹ and Service Connect¹ with up to 10-year trial*
Remote Connect¹ 3-year trial*
Wi-Fi Connect¹ (AT&T hotspot) with up to 30-day/3GB trial*
Drive Connect¹ with Cloud Navigation, Intelligent Assistant and Destination Assist available by subscription*
Lexus app (Remote Connect¹ trial with vehicle start, service scheduling, Vehicle Health Reports/Alerts¹ and more)
Complimentary scheduled maintenance services.³⁴ (Please refer to the *Warranty and Services Guide* for details.)

Options

Power tilt-and-slide moonroof and aluminum roof rails
3,500-lb towing capacity³⁵ (additional equipment required)

Cold Area Package: Windshield wiper de-icer, heated steering wheel

Technology Package: Wireless phone charger,⁹ Digital Key²⁰ (active Remote Connect²⁰ trial or subscription required)*



PREMIUM (RX 350/RX 350h)

Includes RX features, and adds or replaces:

Power tilt-and-slide moonroof
Aluminum roof rails
Heated and ventilated front seats
Heated wood- and leather-trimmed steering wheel
Lexus Memory System for driver's seat, steering wheel and outer mirrors
Wireless phone charger⁹
Easy access power driver's seat

Options

Lexus Interface¹ with 14-in touchscreen display + Drive Connect¹ with Cloud Navigation, Intelligent Assistant and Destination Assist 3-year trial*
Power Rear Door with Kick Sensor¹¹
Digital Key²⁰ (requires Remote Connect²⁰ subscription; 3-year trial included)*
120V AC outlet³⁶ (RX 350h)

Convenience Package: Panoramic View Monitor,³⁷ Traffic Jam Assist¹²² (requires Drive Connect¹⁵ subscription; 3-year trial included)*

Cold Area Package: Windshield wiper de-icer

Kick Sensor and Tow Package¹: Power Rear Door with Kick Sensor,¹¹ tow hitch,³⁵ 3,500-lb towing capacity³⁵ (additional equipment required)



PREMIUM+ (RX 350/RX 350h)

Includes Premium features, and adds or replaces:

Lexus Interface¹ with 14-in touchscreen display
Drive Connect¹ with Cloud Navigation, Intelligent Assistant and Destination Assist 3-year trial*
Leather-trimmed interior
Thematic Ambient Illumination
Multi-zone climate control with automatic recirculation mode

Options

21-in 20-spoke alloy wheels with Dark Gray Metallic and machined finish
Mark Levinson^{®23} PurePlay Surround Sound[†]
120V AC outlet³⁶ (RX 350h)
Power Rear Door with Kick Sensor¹¹

Convenience Package: Panoramic View Monitor,³⁷ Traffic Jam Assist¹²² (requires Drive Connect¹⁵ subscription; 3-year trial included)*, Advanced Park¹³⁸

Cold Area Package: Windshield wiper de-icer

Technology Package: Digital Key²⁰ (requires Remote Connect²⁰ subscription; 3-year trial included)*, Head-Up Display,[†] Digital Rearview Mirror[†]

Kick Sensor and Tow Package¹: Power Rear Door with Kick Sensor,¹¹ tow hitch,³⁵ 3,500-lb towing capacity³⁵ (additional equipment required)



LUXURY (RX 350/RX 350h/RX 450h+)

Includes Premium+ features, and adds or replaces:

Driver's and front passenger's 10-way power seats
Heated and ventilated power rear seats
Radiant front knee heater (RX 450h+)
Semi-aniline leather interior trim
Ultrasuede^{®39} interior door trim
Luxury seat design
4-way lumbar support for driver and passenger
Head-Up Display
Panorama glass roof
21-in 20-spoke alloy wheels with Dark Premium Metallic finish
120V AC outlet³⁶ (RX 450h+)

Options

Premium Triple-Beam LED headlamps
Mark Levinson PurePlay Surround Sound
Advanced Park with Remote Park³⁸ (RX 350h and RX 450h+)
Power Rear Door with Kick Sensor¹¹
120V AC outlet³⁶ (RX 350h)

Convenience Package: Panoramic View Monitor,³⁷ Traffic Jam Assist²² (requires Drive Connect¹⁵ subscription; 3-year trial included)* (RX 350, RX 350h, RX 450h+); plus Advanced Park on RX 350³⁸

Cold Area Package: Windshield wiper de-icer

Technology Package: Digital Key²⁰ (requires Remote Connect²⁰ subscription; 3-year trial included)*, Digital Rearview Mirror

Kick Sensor and Tow Package: Power Rear Door with Kick Sensor,¹¹ tow hitch,³⁵ 3,500-lb towing capacity³⁵ (additional equipment required) (RX 350, RX 350h)



F SPORT HANDLING (RX 350)

Includes Premium features, and adds or replaces:

Aluminum pedals
Dark Graphite Aluminum interior trim
F SPORT Performance-inspired instrumentation
F SPORT front fascia, grille and rear valance
F SPORT interior featuring front seats with enhanced bolsters, perforated leather-trimmed steering wheel and shift knob
Ultrasuede interior door trim
Thematic Ambient Illumination
Head-Up Display
Multi-zone climate control with automatic recirculation mode
Door scuff plate with white F SPORT logo
21-in 10-spoke alloy wheels with Gloss Black Metallic finish
Opposed 6-piston aluminum front brake calipers
Adaptive Variable Suspension

Options

Premium Triple-Beam LED headlamps
Lexus Interface¹ with 14-in touchscreen display + Drive Connect¹ with Cloud Navigation, Intelligent Assistant and Destination Assist 3-year trial*
Mark Levinson PurePlay Surround Sound (includes Lexus Interface¹ with 14-in touchscreen display and Drive Connect¹ trial listed above)
Power Rear Door with Kick Sensor¹¹

Convenience Package: Panoramic View Monitor,³⁷ Traffic Jam Assist²² (requires Drive Connect¹⁵ subscription; 3-year trial included)*, Advanced Park³⁸

Cold Area Package: Windshield wiper de-icer, heated steering wheel

Technology Package: Digital Key²⁰ (requires Remote Connect²⁰ subscription; 3-year trial included)*, Digital Rearview Mirror

Kick Sensor and Tow Package: Power Rear Door with Kick Sensor,¹¹ tow hitch,³⁵ 3,500-lb towing capacity³⁵ (additional equipment required)



F SPORT PERFORMANCE (RX 500h)

Includes F SPORT Handling features, and adds or replaces:

Vehicle Dynamics Integrated Management⁴⁰ with Dynamic Rear Steering
21-in 10-spoke alloy wheels with Matte Black finish
Black brake calipers
Color-keyed rocker panels and rear valance
Door scuff plate with black F SPORT logo
Leather-trimmed seats
Active Sound Control

Options

21-in split-10-spoke alloy accessory³² wheels with Gray Metallic finish

Heated and ventilated power rear seats
Panorama glass roof

Premium Triple-Beam LED headlamps
Lexus Interface¹ with 14-in touchscreen display + Drive Connect¹ with Cloud Navigation, Intelligent Assistant and Destination Assist 3-year trial*

Mark Levinson PurePlay Surround Sound (includes Lexus Interface¹ with 14-in touchscreen display and Drive Connect¹ trial listed above)

120V AC outlet³⁶
Power Rear Door with Kick Sensor¹¹

Convenience Package: Panoramic View Monitor,³⁷ Traffic Jam Assist²² (requires Drive Connect¹⁵ subscription; 3-year trial included)*, Advanced Park³⁸

Cold Area Package: Windshield wiper de-icer, heated steering wheel

Technology Package: Digital Key²⁰ (requires Remote Connect²⁰ subscription; 3-year trial included)*, Digital Rearview Mirror

Kick Sensor and Tow Package: Power Rear Door with Kick Sensor,¹¹ tow hitch,³⁵ 3,500-lb towing capacity³⁵ (additional equipment required)

*4G network dependent. †Feature not available on all vehicles. See your Lexus dealer for details.

COLOR, MATERIAL & FINISH


INTERIOR & TRIM



BIRCH NULUXE*					■
BIRCH LEATHER					▲
MACADAMIA NULUXE	●				■
MACADAMIA LEATHER					▲
MACADAMIA SEMI-ANILINE LEATHER					◆
BLACK NULUXE	●				■
BLACK LEATHER					▲
BLACK SEMI-ANILINE LEATHER					◆
RIOJA RED NULUXE					■
RIOJA RED LEATHER					▲
PEPPERCORN SEMI-ANILINE LEATHER					◆
PALOMINO NULUXE					■
PALOMINO LEATHER					▲

RX 350 ● Premium ■ Premium+ ▲ Luxury ◆ FSPORT Handling ★ FSPORT Performance ◆

EXTERIOR






ULTRA WHITE*										
EMINENT WHITE PEARL*	■	■	■	■	■	■	■	■	■	■
IRIDIUM*	▲	▲	▲	▲	▲	▲	▲	▲	▲	▲
CLOUDBURST GRAY*	■	■	■	■	■	■	■	■	■	■
COPPER CREST*	■	■	■	■	■	■	■	■	■	■
CAVIAR	▲	▲	▲	▲	▲	▲	▲	▲	▲	▲
NORI GREEN PEARL	■	■	■	■	■	■	■	■	■	■
GRECIAN WATER										
NIGHTFALL MICA	■	■	■	■	■	■	■	■	■	■
MATADOR RED MICA	■	■	■	■	■	■	■	■	■	■

*Additional charge

For configuration details, visit lexus.com/RXbuild.

ACCESSORIES

The Lexus accessory line⁴¹ is as elegant and well-crafted as your exquisitely designed Lexus vehicle. And ours are the only Lexus accessories that are warranted for up to 48 months/50,000 miles³² and honored at every Lexus dealership in the nation. For more, please visit lexus.com/accessories.



- A Activity mount
- B All-weather cargo tray¹⁰
- C All-weather floor liners⁴²
 - Alloy wheel locks
 - Ball mount³⁵
 - Body side moldings
 - Cargo net¹⁰
 - Carpet cargo mat¹⁰
 - Carpet floor mats⁴²
 - Coin holder / Ashtray cup
 - Door edge film by 3M™
 - Door edge guards
 - Emergency assistance kit
 - First aid kit
- D Illuminated door sills
- E Illuminated trunk sill
 - Key gloves with Lexus logo
 - Lexus Universal Tablet Holder
 - Mudguards
 - Paint protection film by 3M™⁴³
 - Rear bumper protector
- F Roof rack cross bars⁴⁴
 - Running boards
 - Side puddle lamps
 - Tow hitch receiver with ball mount³⁵

F SPORT ACCESSORIES

- Carpet cargo mat¹⁰
- G Illuminated door sills
- Illuminated trunk sill
- Key gloves with F logo

DISCLOSURES

WARRANTY Four-year/50,000-mile Lexus Limited Warranty. Six-year/70,000-mile Powertrain Warranty. Six-year/unlimited-mileage Corrosion Perforation Warranty. Eight-year/100,000-mile Hybrid System Warranty. Ten-year/150,000-mile Hybrid Battery Warranty. All warranties with zero deductible. See the *RX Warranty and Services Guide* at your Lexus dealer for details.

1. Lexus Interface services depend on certain factors outside of Lexus' control in order to operate, including 4G network availability, a cellular connection and GPS signal. Without any one or more of these things, operability may be limited or precluded, including access to response center and emergency support. Services vary by vehicle and are subject to change at any time without notice. Requires app download/registration and subscription after trial (if applicable). Terms of Use apply. Data charges may apply. See *Owner's Manual* and <https://drivers.lexus.com/lexusdrivers/technology/interface>. For Lexus Interface services' data collection, use, sharing and retention practices, please visit <https://www.lexus.com/privacy>. All trials begin on original purchase or lease date of new vehicle, with the exception of Wi-Fi for which trial begins at time of activation. Paid subscription required after trial (if applicable). For Safety Connect, stolen vehicle police report required to use Stolen Vehicle Locator. Automatic Collision Notification activates only in limited circumstances. For Remote Connect, use only if aware of circumstances surrounding vehicle and it is legal and safe to do so (e.g., do not remotely start a gas engine vehicle in an enclosed space or if vehicle is occupied by a child). Drive Connect service not available in every city or roadway. For Service Connect, information provided is based on the last time data was collected from vehicle and is not real-time data. Wi-Fi Connect service not available everywhere or in every vehicle. Valid in contiguous U.S. and Alaska. Up to 5 devices supported. Integrated Streaming requires subscription for third-party provider services. Wi-Fi Connect trial (if applicable) begins at time of enrollment and expires the earlier of: 3GB of data is used or 30 days after enrollment.

2. Lexus Safety System+ effectiveness depends on many factors including road, weather and vehicle conditions. Drivers responsible for paying attention to their surroundings and driving safely. See *Owner's Manual* for limitations. **3.** Ratings achieved using the required premium unleaded gasoline with an octane rating of 91 or higher. If premium fuel is not used, performance will decrease. 246 net combined horsepower for RX 350h. 304 net combined horsepower for RX 450h. 366 net combined horsepower for RX 500h. **4.** Ratings achieved using the required premium unleaded gasoline with an octane rating of 91 or higher. If premium fuel is not used, performance will decrease. **5.** Projected EPA-estimated 37 city/34 hwy/36 comb MPG rating for 2024 Lexus RX 350h as determined by manufacturer. EPA estimates not available at time of publishing. Use for comparison purposes only. Your mileage will vary for many reasons, including your vehicle's condition and how/where you drive. See www.fueleconomy.gov. **6.** Manufacturer's est. all-electric driving 37-mile range rating for 2024 Lexus RX 450h+ using EPA's preliminary testing procedure standards on a full charge. Operates at speeds up to 84 mph. For comparison purposes only. Mileage will vary for many reasons, including vehicle's condition and how/where you drive. Battery capacity also decreases with time and use which will reduce range. See www.fueleconomy.gov. **7.** Projected EPA-estimated 83 comb MPGe rating for 2024 Lexus RX 450h+. MPGe is the EPA equivalent of gasoline fuel efficiency for electric operation. Projected EPA-estimated 35 combined gas-only MPG rating as determined by manufacturer. Use for comparison purposes only. Your MPGe/MPG will vary for many reasons, including your vehicle's condition and how/where you drive. See www.fueleconomy.gov. **8.** Cloudburst Gray, Copper Crest, Eminent White Pearl, Iridium and Ultra White available for an additional charge. **9.** Wireless charging may not be compatible with all mobile phones, smart devices, tablets, e-readers, MP3/WMA players and like products. **10.** Cargo and load capacity limited by weight and distribution. Always properly secure cargo and cargo area. **11.** Installation of a tow hitch receiver or other accessories located near the rear bumper may require disabling or removing the kick sensor, and the sensor operation setting in your vehicle should be turned off. See *Owner's Manual* for limitations. **12.** Performance figures are for comparison only and were obtained with prototype vehicles by professional drivers. **13.** iPhone is a registered trademark of Apple, Inc. All rights reserved. **14.** To wirelessly use Apple CarPlay on your car display, you need a compatible Apple smartphone with an active data plan. You can check which smartphones are compatible at <https://www.apple.com/ios/carplay/>. Operability depends on network availability, a cellular connection and GPS signal. Services subject to change at any time without notice. Data charges may apply. To learn more, go to <https://lexusconnectedtechnologysupport.com/lexus/home>. To learn more about Lexus' connected services data collection, use, sharing and retention practices, please visit <https://www.lexus.com/privacy>. Apple CarPlay is a registered trademark of Apple Inc. **15.** Drive Connect availability and accuracy depend on factors outside of Lexus' control in order to operate, including 4G network availability, a cellular connection and GPS signal. Without any one or more of these things, operability may be limited or precluded. Services subject to change at any time without notice. Requires app download/registration and subscription required after trial (if applicable). Terms of Use apply. See *Owner's Manual* and <https://drivers.lexus.com/lexusdrivers/technology/interface> for limitations. To learn about Lexus' connected services data collection, use, sharing and retention practices, visit <https://www.lexus.com/privacy>. Trial period begins on original purchase or lease date of new vehicle. Paid subscription required after trial (if applicable). Terms of Use apply. **16.** To wirelessly use Android Auto on your car display, you need a compatible Android smartphone with an active data plan. You can check which smartphones are compatible at <https://www.android.com/autocompatibility/>. Operability depends on network availability, a cellular connection and GPS signal. Services subject to change at any time without notice. Data charges may apply. To learn more, go to <https://lexusconnectedtechnologysupport.com/lexus/home>. To learn more about Lexus' connected services data collection, use, sharing and retention practices, please visit <https://www.lexus.com/privacy>. Google, Android, Android Auto, YouTube Music and other marks are trademarks of Google LLC. **17.** Subject to smartphone connectivity and capability. Apps, prices and services vary by phone carrier and are subject to change at any time without notice. Data charges may apply. Spotify is a registered trademark of Spotify Technology Holding. **18.** Always drive safely and obey traffic laws. Functionality depends on many factors outside of Lexus' control. Actions and services subject to change at any time without notice. Google Assistant requires compatible smartphone. Operability depends on network availability, a cellular connection and GPS signal. Data charges may apply. To learn more, go to <https://lexusconnectedtechnologysupport.com/lexus/home>. To learn more about Lexus' connected services data collection, use, sharing and retention practices, please visit <https://www.lexus.com/privacy>. **19.** Siri is a registered trademark of Apple Inc. **20.** Use only if aware of circumstances surrounding vehicle and it is legal and safe to do so (e.g., do not remotely start a gas-engine vehicle in an enclosed space or if vehicle is occupied by a child). Remote Connect depends on certain factors outside of Lexus' control in order to operate, including 4G network availability, a cellular connection and GPS signal. Without any one or more of these things, operability may be limited or precluded. Services subject to change at any time without notice. Digital Key also requires Bluetooth connectivity. Remote Connect is included with select paid Connected Services packages. See your Lexus dealer for details. Terms of Use apply. Data charges may apply. See *Owner's Manual* and <https://drivers.lexus.com/lexusdrivers/technology/interface> for additional details. To learn about Lexus' connected services data collection, use, sharing and retention practices, please visit <https://www.lexus.com/privacy>. Trial period begins on original purchase or lease date of new vehicle. Paid subscription required after trial (if applicable). Terms of Use apply. **21.** Do not rely exclusively on Safe Exit Assist. Always look for approaching traffic before exiting the vehicle. See *Owner's Manual* for limitations. **22.** Traffic Jam Assist requires an active trial or subscription to Drive Connect. Traffic Jam Assist is not an automated driving system, requires driver supervision at all times, and is designed to function on controlled access freeway speeds of 25 mph or less. Use this system in accordance with applicable laws. Before operating, refer to *Owner's Manual* for instructions and limitations. **23.** Mark Levinson is a registered trademark of Harman International Industries, Inc. **24.** The Pre-Collision System (PCS) with Pedestrian Detection (PD) is designed to help reduce the crash speed and damage in certain frontal collisions involving a vehicle, a pedestrian, bicyclist or motorcyclist. PCS w/PD is not a substitute for safe and attentive driving. System effectiveness depends on many factors, such as speed, size and position of vehicle, pedestrian, bicyclist or motorcyclist, and weather, light and road conditions. See *Owner's Manual* for limitations. **25.** Intersection Support is designed to detect a pedestrian or approaching vehicle at intersections under certain conditions, determine if impact is imminent and help reduce impact speed. It is not a substitute for safe and attentive driving. See *Owner's Manual* for limitations. **26.** Road Sign Assist only recognizes certain road signs. See *Owner's Manual* for limitations. **27.** Dynamic Radar Cruise Control is not a substitute for safe and attentive driving. See *Owner's Manual* for instructions and limitations. **28.** The Lane Tracing Assist (LTA) lane centering function is designed to read visible lane markers and detect other vehicles under certain conditions. It is only operational when DRCC is engaged. See *Owner's Manual* for limitations. **29.** Lane Departure Alert with Steering Assist is designed to read visible lane markers under certain conditions. It provides a visual/audible alert and slight steering force when lane departure is detected. It is not a collision-avoidance system or substitute for safe and attentive driving. Effectiveness depends on many factors including road, weather and vehicle conditions. See *Owner's Manual* for limitations. **30.** Intelligent High Beams operate at speeds above approximately 21 mph. Minimum speeds may vary by model. See *Owner's Manual* for instructions and limitations. **31.** Projected EPA-estimated MPG ratings determined by manufacturer. EPA estimates not available at time of publishing. Use for comparison purposes only. Your mileage will vary for many reasons, including your vehicle's condition and how/where you drive. See www.fueleconomy.gov. **32.** All Accessories (Genuine Lexus and F SPORT) installed at time of retail vehicle delivery are warranted for the same time as the new vehicle warranty (48 months/50,000 miles). Accessories purchased after retail vehicle delivery and installed by an authorized Lexus dealer are warranted for 12 months from date of purchase or installation, regardless of mileage, or the remainder of any applicable new vehicle limited warranty, whichever is greater. Accessories purchased over the counter are covered for 12 months from date of purchase. For all Accessories, refer to the Lexus accessory limited warranty and materials included with accessory for coverage and conditions. **33.** Intuitive Parking Assist (IPA) may warn drivers of collisions with certain objects when traveling at low speeds. Drivers should visually confirm clearance during use. See *Owner's Manual* for limitations. **34.** Lexus provides complimentary maintenance for your first two scheduled visits at the earlier of 6 months/5,000 miles and 12 months/10,000 miles. See *Warranty and Services Guide* for details. For Lexus vehicles registered and normally operated in the continental United States, U.S. territories and Canada. **35.** Never tow beyond a vehicle's published towing capacities. **36.** Rated for 1,500 watts for a single two-prong outlet. See *Owner's Manual* for additional limitations and details. **37.** The Panoramic View Monitor does not provide a comprehensive view of the area surrounding your vehicle. Look around to confirm clearance. See *Owner's Manual* for limitations. **38.** Do not overly rely on Advanced Park and use only in accordance with applicable laws. Remain attentive to surroundings. When using Remote Park, operator must have their key fob, continuously interact w/smartphone w/Bluetooth connectivity and ensure safe clearance around vehicle. Before operating, review *Owner's Manual* for instructions and limitations. **39.** Ultrasuede is a registered trademark of Toray Industries, Inc. **40.** Vehicle Dynamics Integrated Management (VDIM) is not a substitute for safe and attentive driving practices. Factors including speed, road conditions, weather and steering input can all affect whether VDIM will be effective. See *Owner's Manual* for limitations. **41.** Accessories may vary by model year, not be available in all regions of the country, or require a special order. Please see your dealer for availability. **42.** This floor liner or floor mat was designed specifically for use in your model and model year vehicle and SHOULD NOT be used in any other vehicle. To avoid potential interference with pedal operation, each liner or mat must be secured with its fasteners. Do not install a floor liner or mat on top of an existing floor liner or mat. **43.** Genuine Lexus Paint Protection Film by 3M™ is designed for specific sections of the vehicle most prone to chipping which may vary depending on vehicle model. Select applications may require an additional charge. Lexus Genuine Accessory Warranty only applies when installation is performed by a trained Lexus-approved installer. See Lexus dealer for details. **44.** Do not overload vehicle and properly secure roof load. See *Owner's Manual* for weight limits and restrictions.

Lexus strives to build vehicles to match customer interest, and thus they typically are built with popular options and option packages. Not all options/packages are available separately, and some may not be available in all regions of the country. Lexus Interface display shown may not reflect most recent over-the-air enhancements. See lexus.com for information about options/packages commonly available in your area. If you would prefer a vehicle without any or with different options, contact your dealer to check for current availability or the possibility of placing a special order. Specifications, features, equipment, technical data, performance figures, options, and color and trim are based upon information available at time of publishing, are subject to change without notice, and are for mainland U.S.A. vehicles only. **Vehicles shown may be prototypes, shown using visual effects and/or shown with options. Actual models may vary.** Colors depicted may vary based on multiple factors, including ambient lighting and the format in which they are being viewed (e.g., computer, mobile device, or print). See your Lexus dealer for details. Lexus reminds you to wear seatbelts, secure children in rear seat, obey all traffic laws and drive responsibly. For more information, call 800-USA-LEXUS (872-5398) or visit lexus.com. To learn more about your financing options, contact your Lexus dealer or call Lexus Financial Services at 800-874-7050.

WHAT AMAZING
IDEAS WILL YOU
INSPIRE NEXT?

