

2025

TX



Can the vehicle in your driveway also fit perfectly in your life?

Can an innovative source of power inspire a new sense of adventure?

Can a space designed for seven feel like a space designed for you?



To craft the most amazing machines,
you don't start with machines at all.
You start with people.

—
The 2025 Lexus TX



TX 350

Experience the benchmark of three-row luxury, where up to seven can ride in premium comfort. The TX 350 boasts a 275-horsepower,¹ turbocharged 2.4-liter engine and eight-speed automatic transmission. Explore a suite of premium technology, including Lexus Interface.² And innovations such as standard Lexus Safety System+ 3.0³ and Digital Latch with Safe Exit Assist⁴ bring added peace of mind to every drive.

TX 550h+ LUXURY PLUG-IN HYBRID

The smoothness of an electric drive. And the go-anywhere confidence of an advanced gas/electric hybrid powertrain. Get the best of all worlds with the TX 550h+ Plug-in Hybrid.⁵ Based on the generously equipped Luxury model, the TX 550h+ is designed to let you plug in on your schedule and has a manufacturer-estimated 33 miles of pure electric driving.⁶

TX F SPORT MODELS

With their extensive exterior and performance upgrades, the TX F SPORT models heighten the driving experience at every turn. The first-ever TX F SPORT Handling features an Adaptive Variable Suspension and distinct 22-inch wheels for a drive that's as responsive as it is smooth. And for the most visceral three-row thrills, the TX F SPORT Performance features a turbocharged and electrified powertrain rated at 366 net combined horsepower¹ and 406 lb-ft of torque.

TX 350 Luxury AWD shown in Celestial Silver Metallic (left), TX 550h+ Luxury Plug-in Hybrid in Wind Chill Pearl (center) and TX 500h F SPORT Performance Luxury in Incognito



TX 350 Luxury AWD shown in Wind Chill Pearl with additional equipment.⁷
Never tow beyond a vehicle's published towing capabilities.



TX 500h F SPORT Performance Luxury shown in Nightfall Mica



TX 500h F SPORT Performance Luxury shown with Apple CarPlay[®] integration for iPhone[®] and Black leather-trimmed interior



TX 500h F SPORT Performance Luxury shown with Birch leather-trimmed interior, available power-folding third row (top right); wireless phone charger^o (bottom right)





Experience a space where every seat has been thoughtfully designed to let passengers plug in or simply unwind. A generous cargo area behind the third row helps ensure nothing gets left behind. This is more than a three-row SUV. This is the definitive standard of three-row luxury.

THREE ROWS. ALL LEXUS.

Captivating from every angle, the TX is a luxury three-row SUV as only Lexus could imagine.



TX 500h F SPORT Performance Luxury shown in Caviar

LUXURY FOCUSED ON YOU

Indulgent details that elevate every drive.

Crafted with a meticulous obsession to detail, the cockpit of the TX is a reminder that the inspiration behind every Lexus starts with the driver. With sculpted power-adjustable heated front seats with available ventilation, three-zone climate control and available selectable ambient lighting, the TX feels as if it was tailored just for you. An easy-access center console and standard wireless charging¹⁰ offer added convenience. Rich materials including Black Grained trim and available semi-aniline leather-trimmed seating bring added elegance to every road trip. And as the cabin was designed to reduce unwanted noise, the TX is more than just a three-row SUV—it's your three-row sanctuary.



TX 350 Luxury AWD shown with Black semi-aniline leather and Black Grained interior trim



TX 350 Luxury shown with Birch semi-aniline leather and Black Grained interior trim

ROOM FOR EVERYONE. COMFORT FOR ALL.

Find relaxation in a space designed to help you get away from it all.

Whether you prefer to sit in the front, the back, or somewhere in the middle, every seat in the TX has been crafted to feel like your personal retreat. Lexus engineers spent countless hours crafting the third row of the TX, analyzing everything from hip angles to resting foot positions in order to create an ideal seating position. USB-C ports¹¹ and innovative storage cubbies for every row help provide power and storage for everyone's favorite gadgets. Available heated and ventilated second-row captain's chairs offer an elevated level of customized comfort. And the available panorama glass roof further opens up the TX's bright and spacious cabin.





TX 350 Luxury AWD shown with options in Wind Chill Pearl



EXPRESSIVE DESIGN

With its powerful stance and elegant details, the TX captivates from every angle.

Boldly original. Distinctly Lexus. Every element of the TX was carefully considered to ensure this SUV carries a commanding presence. Its stance: athletic and powerful, purposely designed to evoke the signature driving performance crafted by the Lexus master drivers. Announcing every arrival is the front fascia, which proudly wears the latest expression of the Unified Spindle grille and is adorned with dramatic LED lighting. Available 22-inch wheels bring added style to any journey. And in the rear, the signature LED Blade Taillamp ensures that this SUV leaves a lasting impression.





With 97 cubic feet of total cargo capacity,¹² the TX offers room for more possibilities. With all seats up, this SUV provides 20.2 cubic feet of cargo space behind the third row—enough room for seven standard-sized carry-on suitcases. A Power Rear Door with Kick Sensor¹³ provides easy access, and for added convenience an available power-folding split third-row seat provides additional cargo space with the touch of a button. And with two available 120V power outlets,¹⁴ you can power your favorite electronic devices, no matter where your travels take you.

TX 350 Luxury AWD shown with Birch semi-aniline leather interior trim

LEAVE NOTHING BEHIND

Access a generous cargo area that lets you bring more along for every adventure.



Cargo and load capacity limited by weight and distribution.
Always properly secure cargo and cargo area.



Whether your journeys take you across the country or simply across town, every facet of the TX has been engineered to deliver an exceptional driving experience. Its rigid chassis has been paired with an expertly tuned suspension to deliver a ride that's as smooth as it is responsive. Three potent powertrains are available, each of which gives the TX the brawn to tow 5,000 pounds.⁷ And with all-wheel drive offered across all TX models, this three-row SUV can give you the confidence to take on your every drive.

CROWD- PLEASING PERFORMANCE

Offering three distinct powertrains, available all-wheel drive and a towing capacity of 5,000 pounds, the TX is ready to help you take command of every road trip.



TX 500h F SPORT Performance Luxury shown in Incognito

HIGHLY REFINED.
HIGHLY RESPONSIVE.

Elevate every drive with a turbocharged engine that effortlessly blends power and efficiency.

This is where impeccable engineering meets intuitive response. Powering the TX 350 is a 2.4-liter turbocharged in-line 4-cylinder rated at 275 horsepower.¹ Its flat torque curve helps you more easily access its 317 lb-ft of torque to give you the passing power you need, when you need it. For added confidence in almost any weather, available electronically controlled full-time all-wheel drive doesn't just handle the road—it reacts to it. Monitoring surface conditions in real time, this system can automatically shift engine power between the front and rear axles of the TX, and can send as much as 50% of available drive force to the rear wheels when needed.



TX 350 Luxury AWD shown in Wind Chill Pearl



TX 550h+ Luxury Plug-in Hybrid shown in Wind Chill Pearl

AS PLUGGED IN AS YOU WANT TO BE

*Take charge with the TX 550h+
Plug-in Hybrid Electric Vehicle**


Based on the generously equipped Luxury model, the TX 550h+ is a Plug-in Hybrid that features a 3.5-liter V6, a high-density lithium-ion battery pack and an advanced all-wheel drive system that work in concert to produce 404 net combined horsepower.¹ With a full charge, the TX 550h+ has a manufacturer-estimated 33 miles of pure-electric driving.⁶ And when your journey takes you beyond the plug, the TX 550h+ can seamlessly continue to operate in hybrid mode.

*Limited availability



THE TX F SPORT MODELS

Our most exhilarating expressions of three-row performance.



TX 350 F SPORT HANDLING

Introducing a new way to get three-row thrills. The TX 350 F SPORT Handling AWD brings a shot of adrenaline to every drive with distinct F SPORT styling upgrades inside and out. An Adaptive Variable Suspension can react in real time to changing road conditions for more confident handling. Stunning 22-inch F SPORT wheels utilize advanced engineering techniques to help reduce weight and improve aerodynamic properties—enhancing performance with every drive.

TX 500h F SPORT PERFORMANCE

Amplify every drive with the TX 500h F SPORT Performance AWD. Boasting a turbocharged and electrified powertrain—and a 0–60 mph time of just 6.1 seconds¹⁵—this SUV is sure to quicken everyone’s pulse. And its innovative DIRECT4 all-wheel drive system can imperceptibly shift power between each individual wheel as needed to perfectly suit the needs of your drive. Relaxing when you want it. Engaging when you desire it. This is three-row performance, evolved.

TX 500h F SPORT Performance Luxury shown in Nightfall Mica





TX 350 Premium AWD shown with Black NuLuxe® and Black Grained interior trim

ON THE CUTTING EDGE

With features including Lexus Interface, a stunning 14-inch touchscreen display and wireless Apple CarPlay®⁸ integration, this is technology designed around you.



Go beyond interaction. Experience connection, where technology can learn to understand you. Case in point: Lexus Interface² seamlessly connects you via touchscreen—or voice—to the many benefits of an active Drive Connect¹⁶ trial or subscription. Its Intelligent Assistant feature gets smarter over time, and Cloud Navigation offers more accurate directions. Plus, it includes the convenience of the Profiles feature, which allows different drivers to create personalized settings that can be used across vehicles equipped with Lexus Interface. The product of relentless imagination and human-centered design, this is technology as it should be.



TECHNOLOGY TO ELEVATE YOUR EVERY DRIVE

The TX offers a suite of advanced driver-assist technologies that put innovation at your command.

True luxury should make you feel at ease. That's why the TX offers a host of technologies designed to bring confidence and convenience to every drive. With an active Drive Connect¹⁶ trial or subscription, available Traffic Jam Assist¹⁷ provides hands-free steering assistance, automatic braking and acceleration in low-speed traffic situations on supported limited access roadways. Available features like Advanced Park¹⁸ and Panoramic View Monitor¹⁹ make it easier to get the TX in and out of tight parking spaces. And when parked, Digital Latch with Safe Exit Assist⁴ can monitor surroundings for oncoming vehicles or bicyclists, and can prevent the door from opening until conditions are determined to be clear.



TX 550h+ Luxury Plug-in Hybrid in Wind Chill Pearl



COMMAND CENTRAL CENTERED AROUND THE DRIVER

Experience connected technology at your fingertips and at the forefront of driver convenience.

WIRELESS ANDROID AUTO

With wireless Android Auto™²⁰ compatibility, you can connect your Android™ phone to experience your apps on the vehicle's touchscreen multimedia display. Play your music via your favorite apps such as Spotify®²¹ and Pandora®, send messages through a range of commonly used apps like WhatsApp®, navigate with Google Maps,²² and request information—all with your voice. For added convenience, Android Auto can also help shorten your commute by automatically finding alternate routes if it detects heavy traffic.

WIRELESS APPLE CARPLAY

With wireless Apple CarPlay®¹⁸ integration, you can access the same familiar interface from your iPhone®¹⁹ through the vehicle's touchscreen multimedia display. Simply connect your iPhone to get directions, make calls, send and receive messages via Siri®,²³ and get access to your favorite apps like Waze®, Spotify and Apple Audiobooks.

DIGITAL KEY

Share vehicle access via the Lexus app. With an active Remote Connect²⁴ trial or subscription, the available Digital Key²⁴ feature makes it simple for you and up to seven friends to lock, unlock and start your TX by smartphone.

ADVANCED PARK

Moving in and out of tight parking spots has never been easier. Available Advanced Park¹⁸ is designed to control steering, acceleration, braking and gear changes when parallel parking or entering/exiting a perpendicular parking space. Lexus key fob required for use. And available Remote Park¹⁸ offers the added convenience of smartphone operation outside of the TX via the Lexus app.

PANORAMIC VIEW MONITOR

Four available high-resolution cameras mounted on the front, sides and rear of the vehicle give drivers a bird's-eye view of the near environment.¹⁹ Moving View and See-Through View options create a composite image of the vehicle's surroundings as on-screen guides help assist with parking and tight maneuvering.

DELIVERY AND TECHNOLOGY SPECIALISTS

To help you get the most out of these and other features in your new Lexus, a Vehicle Delivery Specialist will walk you through nearly every setting and function you desire. And to answer questions that arise after delivery, a Vehicle Technology Specialist can offer expert guidance in person or without you ever leaving the driveway via camera-enabled apps like FaceTime®. Learn more about these services at lexus.com/specialists.

DIGITAL REARVIEW MIRROR

The available Digital Rearview Mirror can help increase your field of vision via a high-definition camera that's designed to provide an unobstructed view of the road behind you. Simply toggle the lever²⁵ to switch between analog and digital mirror modes.

MARK LEVINSON SURROUND SOUND

Unlock a deeper appreciation of sound and experience music in its highest fidelity with available Mark Levinson®²⁶ PurePlay Surround Sound. Boasting 1,800 watts and 21 speakers meticulously positioned throughout the cabin, this bespoke system envelops you in a three-dimensional soundscape that's crafted by the same masters who engineer six-figure home audio systems.

HEAD-UP DISPLAY

To help keep your focus on the road ahead, an available 10-inch Head-Up Display projects key information, such as current vehicle speed or specific navigation²⁷ directions, at customizable heights onto the windshield.

TRAFFIC JAM ASSIST

Like cruise control for when traffic isn't cruising. When Lane Tracing Assist²⁸ is activated on a controlled-access freeway, available Traffic Jam Assist¹⁷ can monitor surrounding traffic in condensed, low-speed driving situations and automatically move forward and brake as needed to keep a preset following distance behind the preceding vehicle. In addition to providing hands-free steering assistance, this system can automatically bring the vehicle to a complete stop, then resume its path of travel as forward traffic begins to move. Active Drive Connect¹⁶ trial or subscription (4G network dependent) required.



PEACE OF MIND, STANDARD.

Lexus Safety System+ 3.0³ is an integrated suite of standard active safety equipment and convenience features.

PRE-COLLISION SYSTEM WITH PEDESTRIAN DETECTION

Pre-Collision System with Pedestrian Detection²⁹ can alert you to certain potential collisions and may automatically brake.

FULL-SPEED RANGE DYNAMIC RADAR CRUISE CONTROL

Dynamic Radar Cruise Control³⁰ helps maintain a preset distance from the vehicle ahead of you, from highway speeds down to a full stop.

LANE DEPARTURE ALERT WITH STEERING ASSIST

Lane Departure Alert with Steering Assist³¹ may alert you to inadvertent lane departures and make minor steering corrections to help keep you in your lane.

LANE TRACING ASSIST

Lane Tracing Assist²⁸ helps you center the vehicle within its lane while DRCC³⁰ is active.

ROAD SIGN ASSIST

Road Sign Assist³² can recognize certain road signs and display them to you inside the vehicle.

AUTOMATIC HIGH BEAMS

Automatic High Beams³³ can automatically toggle between high and low beams based on the vehicle's surroundings.

PROACTIVE DRIVING ASSIST

Proactive Driving Assist³⁴ may provide gentle braking and/or steering to help control distance between your vehicle and a vehicle, pedestrian, or bicyclist ahead of you.



TX 350

275

HORSEPOWER¹
TURBOCHARGED
IN-LINE 4

317

LB-FT TORQUE

2.4

LITER

FWD or AWD

8-SPEED

ELECTRONICALLY CONTROLLED
TRANSMISSION

8.0_{FWD} / 7.8_{AWD}

0-60 MPH (SEC)¹⁵

21/27/23_{FWD}

20/26/23_{AWD}

CTY / HWY / CMB
MANUFACTURER-ESTIMATED MPG³⁶

DIMENSIONS

OVERALL LENGTH 203.1 IN (TX 350, TX 550h+), 203.5 IN (TX 500h F SPORT Performance) / WHEELBASE 116.1 IN / WIDTH 78.3 IN (MIRRORS FOLDED) / HEIGHT 70.1 IN / CARGO VOLUME, SEATS UP/DOWN 20.2/97.0 CU FT² / FRONT LEGROOM 41.6 IN / SECOND-ROW LEGROOM 39.5 IN / THIRD-ROW LEGROOM 33.5 IN

TX 500h F SPORT PERFORMANCE AWD

366

NET COMBINED HORSEPOWER¹
2.4-LITER TURBOCHARGED
IN-LINE 4 + LEXUS HYBRID
ELECTRIC DRIVE

406

LB-FT TORQUE

2.4

LITER

DIRECT4 AWD

6-SPEED

ELECTRONICALLY CONTROLLED
TRANSMISSION

6.1

0-60 MPH (SEC)¹⁵

27/28/27

CTY / HWY / CMB
MANUFACTURER-ESTIMATED MPG³⁶

TX 550h+ PLUG-IN HYBRID AWD

404

NET COMBINED HORSEPOWER¹
3.5-LITER V6 + LEXUS PLUG-IN
HYBRID ELECTRIC DRIVE

3.5

LITER

DIRECT4 AWD

ECVT

ELECTRONICALLY CONTROLLED
CONTINUOUSLY VARIABLE
TRANSMISSION

5.9

0-60 MPH (SEC)¹⁵

33 MILES

MANUFACTURER-ESTIMATED
ALL-ELECTRIC DRIVING RANGE⁶

WHEELS



20-in

20-in multispoke alloy wheels with
Dark Gray finish

STANDARD
TX 350



20-in

20-in multispoke alloy wheels with
machined finish

STANDARD
TX 350 Premium, TX 350 Luxury



22-in

22-in multispoke alloy wheels with
Silver finish

STANDARD
TX 550h+ Luxury Plug-in Hybrid
AVAILABLE
TX 350 Luxury



22-in

22-in split-five-spoke alloy wheels with
Dark Gray and Black finish

STANDARD
TX 500h F SPORT Performance Premium,
TX 500h F SPORT Performance Luxury



22-in

22-in split-five-spoke alloy wheels with
Matte Black finish

STANDARD
TX 350 F SPORT Handling

TX FEATURES



TX 350

Standard features:

- Seating for seven
- 5,000-lb towing capacity⁷
- Three-row NuLuxe[®]-trimmed seating with second-row bench
- Heated leather-trimmed steering wheel
- Manual-folding third-row seats
- Multi-zone climate control
- Ambient lighting
- Heated front seats
- 12.3-in multi-information display
- Rear manual sunshades
- Windshield wiper de-icer
- Power Rear Door with Kick Sensor¹³
- Power-folding outside mirrors
- Intuitive Parking Assist with Auto Braking³⁷
- Aluminum roof rails
- 20-in multispoke alloy wheels with Dark Gray finish
- Wireless phone charger¹⁰
- Lexus Safety System+ 3.0³
- Digital Latch with Safe Exit Assist⁴
- Blind Spot Monitor³⁸ with Rear Cross-Traffic Alert³⁹
- Lexus Interface² with 14-in touchscreen display
- Safety Connect² and Service Connect² with up to 10-year trial*
- Remote Connect² 3-year trial*
- Wi-Fi Connect² (AT&T hotspot) with up to 30-day/3GB trial*
- Drive Connect² with Cloud Navigation, Intelligent Assistant and Destination Assist 3-year trial*
- Wireless Apple CarPlay^{®B} integration
- Wireless Android Auto^{™M20} compatibility

Convenience Package: Front Cross-Traffic Alert⁴⁰; Traffic Jam Assist¹⁷ (requires Drive Connect² subscription, 3-year trial included)* and Digital Key²⁴ (requires Remote Connect² subscription, 3-year trial included)*



TX 350 PREMIUM

Includes TX features, and adds or replaces:

- Seating for seven (six with available captain's chairs)
- Power-folding third-row seats
- Ventilated front seats
- Lexus Memory System for driver's seat, steering wheel and outside mirrors
- Panorama glass roof
- 20-in multispoke alloy wheels with machined finish

Options

- Heated and ventilated second-row captain's chairs (up to six passengers can be accommodated with captain's chairs)
- Mark Levinson^{®26} 21-speaker PurePlay Surround Sound
- Technology Package:** Panoramic View Monitor,¹⁹ Advanced Park¹⁸ with Remote Park¹⁸
- Convenience Package:** Front Cross-Traffic Alert⁴⁰; Traffic Jam Assist¹⁷ (requires Drive Connect² subscription, 3-year trial included)* and Digital Key²⁴ (requires Remote Connect² subscription, 3-year trial included)*



TX 350 LUXURY

Includes Premium features, and adds or replaces:

- Semi-aniline leather-trimmed seats
- Four-way driver and passenger lumbar support with cushion extender
- Heated second-row outboard seats
- Thematic Ambient Illumination
- Auto-leveling headlamps and cornering lamps

Options

- 22-in multispoke alloy wheels with Silver finish
- Heated and ventilated second-row captain's chairs (up to six passengers can be accommodated with captain's chairs)
- Mark Levinson 21-speaker PurePlay Surround Sound
- Technology Package:** Panoramic View Monitor,¹⁹ Advanced Park¹⁸ with Remote Park¹⁸; Digital Rearview Mirror, Head-Up Display
- Convenience Package:** Front Cross-Traffic Alert⁴⁰; Traffic Jam Assist¹⁷ (requires Drive Connect² subscription, 3-year trial included)* and Digital Key²⁴ (requires Remote Connect² subscription, 3-year trial included)*



TX 550h+ LUXURY PLUG-IN HYBRID

Includes Luxury features except panorama glass roof, and adds or replaces:

- Seating for six
- Heated and ventilated second-row captain's chairs
- Mark Levinson 21-speaker PurePlay Surround Sound
- 6.6-kW onboard charger
- 22-in multispoke alloy wheels with Silver finish

Options

- 120V/1,500-watt power outlet¹⁴
- Technology Package:** Panoramic View Monitor,¹⁹ Advanced Park¹⁸ with Remote Park¹⁸; Digital Rearview Mirror, Head-Up Display
- Convenience Package:** Front Cross-Traffic Alert⁴⁰; Traffic Jam Assist¹⁷ (requires Drive Connect² subscription, 3-year trial included)* and Digital Key²⁴ (requires Remote Connect² subscription, 3-year trial included)*

*4G network dependent

TX F SPORT FEATURES



TX 350 F SPORT HANDLING

Includes Premium features, and adds or replaces:

Seating for six

F SPORT NuLuxe-trimmed heated and ventilated front seats with enhanced bolsters and embossed headrests

F SPORT heated leather-trimmed steering wheel

F SPORT leather-trimmed shift knob

F SPORT aluminum pedals and scuff plates

Heated and ventilated second-row captain's chairs

F SPORT front fascia, rear valance, black roof rails, Dark Chrome window trim surround and black power-folding outside mirrors

22-in split-five-spoke alloy wheel with matte black finish and gloss black inserts

F SPORT-tuned Adaptive Variable Suspension

Auto-leveling headlamps and cornering lamps

Options

Mark Levinson 21-speaker PurePlay Surround Sound

Technology Package: Panoramic View Monitor,¹⁹ Advanced Park¹⁸ with Remote Park¹⁸

Convenience Package: Front Cross-Traffic Alert⁴⁰; Traffic Jam Assist¹⁷ (requires Drive Connect² subscription, 3-year trial included)* and Digital Key²⁴ (requires Remote Connect² subscription, 3-year trial included)*



TX 500h F SPORT PERFORMANCE PREMIUM

Includes F SPORT Handling features except panorama glass roof, and adds or replaces:

Thematic Ambient Illumination

Vehicle Dynamics Integrated Management⁴¹ with Dynamic Rear Steering

22-in split-five-spoke alloy wheels with Dark Gray and Black finish

Active Sound Control

Options

Mark Levinson 21-speaker PurePlay Surround Sound

120V/1,500-watt power outlet¹⁴

Technology Package: Panoramic View Monitor,¹⁹ Advanced Park¹⁸ with Remote Park¹⁸

Convenience Package: Front Cross-Traffic Alert⁴⁰; Traffic Jam Assist¹⁷ (requires Drive Connect² subscription, 3-year trial included)* and Digital Key²⁴ (requires Remote Connect² subscription, 3-year trial included)*



TX 500h F SPORT PERFORMANCE LUXURY

Includes F SPORT Performance Premium features, and adds or replaces:

Leather-trimmed seats

Mark Levinson 21-speaker PurePlay Surround Sound


Panorama glass roof

Options

120V/1,500-watt power outlet¹⁴

Technology Package: Panoramic View Monitor,¹⁹ Advanced Park¹⁸ with Remote Park¹⁸; Digital Rearview Mirror, Head-Up Display

Convenience Package: Front Cross-Traffic Alert⁴⁰; Traffic Jam Assist¹⁷ (requires Drive Connect² subscription, 3-year trial included)* and Digital Key²⁴ (requires Remote Connect² subscription, 3-year trial included)*



*4G network dependent

COLOR, MATERIAL & FINISH

INTERIOR & TRIM



BIRCH NULUXE®	● ■ ◆
BIRCH LEATHER	◆
BIRCH SEMI-ANILINE LEATHER	▲ ★
PEPPERCORN NULUXE	■
PEPPERCORN SEMI-ANILINE LEATHER	▲ ★
BLACK NULUXE	● ■ ◆
BLACK LEATHER	◆
BLACK SEMI-ANILINE LEATHER	▲ ★

EXTERIOR



● ■ ◆	● ■ ◆	● ■	◆	● ■ ◆	● ■ ◆
◆	◆		◆	◆	◆
▲ ★	▲ ★	▲ ★		▲ ★	▲ ★
■	■	■		■	■
▲ ★	▲ ★	▲ ★		▲ ★	▲ ★
● ■ ◆	● ■ ◆	● ■	◆	● ■ ◆	● ■ ◆
◆	◆		◆	◆	◆
▲ ★	▲ ★	▲ ★		▲ ★	▲ ★

- TX ●
- TX Premium ■
- TX Luxury ▲
- TX F SPORT Handling / TX F SPORT Performance Premium ◆
- TX F SPORT Performance Luxury ★
- TX Luxury Plug-in Hybrid ★

*Additional charge
For configuration details, visit lexus.com/TXbuild.

ACCESSORIES

The Lexus accessory line⁴² is as well-crafted as your exquisitely designed Lexus vehicle. And ours are the only Lexus accessories that are warranted for up to 48 months/50,000 miles⁴³ and honored at every Lexus dealership in the nation. For more, please visit lexus.com/accessories.



A 20-in five-spoke accessory wheels with Black finish

Activity mount⁴⁴

All-weather cargo mat¹²

All-weather floor liners⁴⁵

B Ball mount⁷

Blackout emblem overlays

Body side moldings

C Cargo net¹²

Cargo tote¹²

Carpet cargo mat¹²

Carpet floor mats⁴⁵

Charge cable—mobile

Coin holder / ashtray cup

D Dashcam⁴⁶

Door edge film by 3MTM

E Door edge guards

Emergency assistance kit

First aid kit

F Illuminated cargo sills

Illuminated door sills

G Key gloves

Mudguards

Paint protection film by 3MTM⁴⁷

Rear hatch cargo lamp

Roof rack cross bars




Running boards

Side puddle lamps

Tow hitch⁷

Trailer ball⁷

Wheel locks



DISCLOSURES

WARRANTY Four-year/50,000-mile Lexus Limited Warranty. Six-year/70,000-mile Powertrain Warranty. Six-year/unlimited-mileage Corrosion Perforation Warranty. Eight-year/100,000-mile Hybrid System Warranty. Ten-year/150,000-mile Hybrid Battery Warranty. All warranties with zero deductible. See the *TX Warranty and Services Guide* at your Lexus dealer for details.

1. Ratings achieved using required premium unleaded gasoline w/ an octane rating of 91 or higher. If premium fuel is not used, performance will decrease. Horsepower may vary depending on accessories added to vehicle. 366 net combined horsepower for TX 500h F SPORT Performance AWD. 404 net combined horsepower for TX 550h+ AWD. 2. Lexus Interface Services depend on certain factors outside of Lexus' control in order to operate, including 4G network availability, a cellular connection and GPS signal. Without any one or more of these things, operability may be limited or precluded, including access to response center and emergency support. Services vary by vehicle and are subject to change at any time without notice. Services require account registration through the Lexus app and acceptance of the Connected Services Terms of Use at Lexus - Connected Services Terms of Use and Master Data Consent. Data charges may apply. For Lexus Interface Services' vehicle-generated data collection, use, sharing and retention practices and agreements, see <https://www.lexus.com/privacyvts>. All trials begin on original purchase or lease date of new vehicle, with the exception of Wi-Fi for which trial begins at time of activation. Paid subscription required after trial (if applicable). For Safety Connect, stolen vehicle police report required to use Stolen Vehicle Locator. Automatic Collision Notification activates only in limited circumstances. Remote start/stop and/or lock/unlock and other features of Remote Connect are only available on select models. Use only if aware of circumstances surrounding vehicle and it is legal and safe to do so (e.g., do not remotely start a gas-engine vehicle in an enclosed space or if vehicle is occupied by a child). Drive Connect service not available in every city or roadway. For Service Connect, information provided is based on the last time data was collected from vehicle and is not real-time data. Wi-Fi Connect service not available everywhere or in every vehicle. Valid in contiguous U.S. and Alaska. Up to 5 devices supported. Integrated Streaming requires subscription for third-party provider services. Wi-Fi Connect trial (if applicable) begins at time of enrollment and expires the earlier of: 3GB of data is used or 30 days after enrollment. 3. Lexus Safety System effectiveness depends on many factors including road, weather and vehicle conditions. Drivers are responsible for paying attention to their surroundings and driving safely. See *Owner's Manual* for limitations. 4. Do not rely exclusively on Safe Exit Assist. Always look for approaching traffic before exiting the vehicle. See *Owner's Manual* for limitations. 5. Limited availability. See your preferred Lexus dealer for details. 6. Manufacturer's est. all-electric driving 33-mile range rating for 2025 Lexus TX 550h+ using EPA's preliminary testing procedure standards on a full charge. Operates at speeds up to 84 mph. For comparison purposes only. Mileage will vary for many reasons, including vehicle's condition and how/where you drive. Battery capacity also decreases with time and use which will reduce range. See www.fueleconomy.gov. 7. Never tow beyond a vehicle's published towing capacities. Installation of a tow-hitch receiver or other accessories located near the rear bumper may require disabling or removing the kick sensor, and the sensor operation setting in your vehicle should be turned off. Follow all instructions in your *Owner's Manual*. 8. Apple CarPlay requires a compatible iPhone with an active data plan. Check compatibility at <https://www.apple.com/ios/carplay/>. Operability depends on network availability, a cellular connection and GPS signal. Services vary by vehicle and are subject to change at any time without notice. Data charges may apply. To learn more, go to <https://lexusconnectedtechnologysupport.com/lexus/home>. To learn more about Lexus' connected services data collection, use, sharing and retention practices, please visit <https://www.lexus.com/privacy>. 9. iPhone is a registered trademark of Apple Inc. 10. Wireless charging may not be compatible with all mobile phones, smart devices, tablets, e-readers, MP3/WMA players and like products. 11. Charging may not be compatible with all mobile phones, smart devices, tablets, e-readers, MP3/WMA players and like models. 12. Cargo and load capacity limited by weight and distribution. Always properly secure cargo and cargo area. 13. Water, weather, dirt, and other conditions may cause the hands-free power liftgate sensor to not operate properly. See *Owner's Manual* for limitations. Installation of a tow hitch receiver or other accessories located near the rear bumper may require disabling or removing the kick sensor, and the sensor operation setting in your vehicle should be turned off. See *Owner's Manual* for limitations. 14. Rated for a combined 1,500 watts for two two-prong outlets. See *Owner's Manual* for limitations. 15. Performance figures are for comparison only and were obtained with prototype vehicles by professional drivers. 16. Cloud Navigation, Intelligent Assistant, and Destination Assist (on select models) require a trial or subscription to Drive Connect. Drive Connect availability and accuracy depend on certain factors outside of Lexus' control in order to operate, including 4G network availability, a cellular connection and GPS signal. Without any one or more of these things, operability may be limited or precluded. Services vary by vehicle and are subject to change at any time without notice. Services require account registration through the Lexus app and acceptance of the Connected Services Terms of Use at Lexus - Connected Services Terms of Use and Master Data Consent. Data charges may apply. For Lexus Interface Services' vehicle-generated data collection, use, sharing and retention practices and agreements, see <https://www.lexus.com/privacyvts>. Trial period begins on original purchase or lease date of new vehicle. Services may vary and are subject to change without notice. Requires app download/registration, acceptance of Terms of Use and subscription after trial (if applicable). Data charges may apply. 17. Traffic Jam Assist is not an automated driving system, requires driver supervision at all times, and is designed to function on controlled access freeways at speeds of 25 mph or less. Use this system in accordance with applicable laws. Requires an active subscription to Drive Connect, which depends on 4G network availability and other factors outside Lexus' control. Also requires account registration through Lexus App and acceptance of Connected Services Terms of Use at Lexus - Connected Services Terms of Use and Master Data Consent. Before operating, refer to *Owner's Manual* for instructions and limitations. 18. Do not overly rely on Advanced Park and use only in accordance with applicable laws. Remain attentive to surroundings during use. When using Remote Park, operator must have their key fob, continuously interact w/ smartphone w/ Bluetooth connectivity and ensure safe clearance around vehicle. Before operating, review *Owner's Manual* for instructions and limitations. 19. The Panoramic View Monitor does not provide a comprehensive view of the area surrounding your vehicle. Look around to confirm clearance. See *Owner's Manual* for limitations. 20. Wireless use of Android Auto requires a compatible Android 11.0+ phone and compatible active data plan. Check [g.co/androidauto/requirements](https://www.google.com/androidauto/requirements) for compatibility. Operability depends on network availability, a cellular connection and GPS signal. Services vary by vehicle and are subject to change at any time without notice. Data charges may apply. To learn more, go to <https://lexusconnectedtechnologysupport.com/lexus/home>. To learn more about Lexus' connected services data collection, use, sharing and retention practices, please visit <https://www.lexus.com/privacy>. 21. Subject to smartphone connectivity and capability. Apps, prices and services vary by phone carrier and are subject to change at any time without notice. Data charges may apply. Spotify is a registered trademark of Spotify Technology Holding. 22. Google Assistant requires compatible smartphone. Operability depends on network availability, a cellular connection and GPS signal. Services vary by vehicle and are subject to change at any time without notice. Requires app download/registration, and acceptance of applicable terms of use. Data charges may apply. To learn more, go to <https://lexusconnectedtechnologysupport.com/lexus/home>. To learn more about Lexus' connected services data collection, use, sharing and retention practices, please visit <https://www.lexus.com/privacy>. 23. Siri is a registered trademark of Apple Inc. 24. Digital Key requires active Remote Connect subscription. Remote start/stop and/or lock/unlock and other features of Remote Connect are only available on select models. Use only if aware of circumstances surrounding vehicle and it is legal and safe to do so (e.g., do not remotely start a gas-engine vehicle in an enclosed space or if vehicle is occupied by a child). Remote Connect depends on certain factors outside of Lexus' control in order to operate, including 4G network availability, a cellular connection and GPS signal. Without any one or more of these things, operability may be limited or precluded. Digital Key also requires Bluetooth connectivity. Remote Connect is included with select paid Connected Services packages. See your Lexus dealer for details. Services may vary and are subject to change without notice. Services require account registration through the Lexus app and acceptance of the Connected Services Terms of Use at Lexus - Connected Services Terms of Use and Master Data Consent. Data charges may apply. For Lexus Interface Services' vehicle-generated data collection, use, sharing and retention practices and agreements, see <https://www.lexus.com/privacyvts>. Trial period begins on original purchase or lease date of new vehicle. Paid subscription required after trial (if applicable). Terms of Use apply. 25. Be sure to obey traffic regulations and maintain awareness of road and traffic conditions at all times. 26. Mark Levinson is a registered trademark of Harman International Industries, Inc. 27. Be sure to obey traffic regulations and maintain awareness of road and traffic conditions at all times. System functionality and accuracy of information depends on many factors. Use common sense when relying on information provided. Services and programming subject to change. Updates may be available at an additional cost. See *Owner's Manual* for limitations. 28. The Lane Tracing Assist (LTA) lane centering function is designed to read visible lane markers and detect other vehicles under certain conditions. It is only operational when DRCC is engaged. See *Owner's Manual* for limitations. 29. The Pre-Collision System (PCS) with Pedestrian Detection (PD) is designed to help reduce the crash speed and damage in certain frontal collisions involving a vehicle, a pedestrian, bicyclist or motorcyclist. PCS w/ PD is not a substitute for safe and attentive driving. System effectiveness depends on many factors, such as speed, size and position of vehicle, pedestrian, bicyclist or motorcyclist, and weather, light and road conditions. See *Owner's Manual* for limitations. 30. Dynamic Radar Cruise Control is not a substitute for safe and attentive driving. See *Owner's Manual* for instructions and limitations. 31. Lane Departure Alert with Steering Assist is designed to read visible lane markers under certain conditions. It provides a visual/audible alert and slight steering force when lane departure is detected. It is not a collision-avoidance system or substitute for safe and attentive driving. Effectiveness depends on many factors including road, weather and vehicle conditions. See *Owner's Manual* for limitations. 32. Road Sign Assist only recognizes certain road signs. See *Owner's Manual* for limitations. 33. Automatic High Beams operate at speeds above approximately 21 mph. Minimum speeds may vary by model. See *Owner's Manual* for instructions and limitations. 34. Proactive Driving Assist (PDA) is designed to detect certain objects or curves in the road and provide gentle braking and/or steering support. PDA is not a substitute for safe and attentive driving. System effectiveness depends on many factors, such as speed, size and position of detected objects and weather, light and road conditions. See *Owner's Manual* for additional limitations and details. 35. Cloudburst Gray available for an additional charge. 36. Projected EPA-estimated MPG ratings as determined by manufacturer. EPA estimates not available at time of publishing. Use for comparison purposes only. Your mileage will vary for many reasons, including your vehicle's condition and how/where you drive. See www.fueleconomy.gov. 37. Intuitive Parking Assist (IPA) may warn drivers of front and rear collisions with certain objects when traveling at low speeds. Drivers should visually confirm clearance during use. See *Owner's Manual* for limitations. 38. Do not rely exclusively on Blind Spot Monitor. Look over shoulder and use turn signal. See *Owner's Manual* for limitations. 39. Do not rely exclusively on the Rear Cross-Traffic Alert. Visually confirm clearance during use. See *Owner's Manual* for limitations. 40. Do not overly rely on the Front Cross-Traffic Alert system. Always visually confirm that it is safe to proceed. See *Owner's Manual* for limitations. 41. Vehicle Dynamics Integrated Management (VDIM) is not a substitute for safe and attentive driving practices. Factors including speed, road conditions, weather and steering input can all affect whether VDIM will be effective. See *Owner's Manual* for limitations. 42. Accessories may vary by model year, not be available in all regions of the country, or require a special order. Please see your dealer for availability. 43. For accessories purchased at the time of the new vehicle purchase, the Lexus Accessory Warranty coverage is in effect for 48 months/50,000 miles from the vehicle's in-service date, which is the same coverage as the new vehicle Basic Warranty. For accessories purchased after the new vehicle purchase and installed by a Lexus dealer the coverage is 12 months for the parts and labor, regardless of mileage, from the date the accessory was installed on the vehicle, or the remainder of any applicable new vehicle warranty, whichever provides greater coverage. Accessories purchased over the counter are covered for 12 months from the date of purchase. Refer to your Lexus accessory limited warranty or documentation that accompanies accessory purchase for coverage and conditions. 44. Installation of the Activity Mount or other accessories located near the rear bumper may require disabling or removing the kick sensor, and the sensor operation setting in your vehicle should be turned off. Follow all load restrictions and never tow using the Activity Mount. 45. This floor liner or floor mat was designed specifically for use in your model and model year vehicle and SHOULD NOT be used in any other vehicle. To avoid potential interference with pedal operation, each liner or mat must be secured with its fasteners. Do not install a floor liner or mat on top of an existing floor liner or mat. 46. Dashcam may not record under certain conditions. Use in accordance with applicable laws. See dashcam *Owner's Manual* for details. 47. Genuine Lexus Paint Protection Film by 3MTM is designed for specific sections of the vehicle most prone to chipping which may vary depending on vehicle model. Select applications may require an additional charge. Lexus Genuine Accessory Warranty only applies when installation is performed by a trained Lexus-approved installer. See Lexus dealer for details.

Lexus strives to build vehicles to match customer interest, and thus they typically are built with popular options and option packages. Not all options/packages are available separately, and some may not be available in all regions of the country. Lexus Interface display shown may not reflect most recent over-the-air enhancements. See lexus.com for information about options/packages commonly available in your area. If you would prefer a vehicle without any or with different options, contact your dealer to check for current availability or the possibility of placing a special order. Specifications, features, equipment, technical data, performance figures, options, and color and trim are based upon information available at time of publishing, are subject to change without notice, and are for mainland U.S.A. vehicles only. Vehicles shown may be prototypes, shown using visual effects and/or shown with options. Actual models may vary. Colors depicted may vary based on multiple factors, including ambient lighting and the format in which they are being viewed (e.g., computer, mobile device, or print). See your Lexus dealer for details. Lexus reminds you to wear seatbelts, secure children in rear seat, obey all traffic laws and drive responsibly. For more information, call 800-USA-LEXUS (872-5398) or visit lexus.com. To learn more about your financing options, contact your Lexus dealer or call Lexus Financial Services at 800-874-7050.

WHAT AMAZING
IDEAS WILL YOU
INSPIRE NEXT?

