

2016 MAZDA6



FORWARD-THINKING DESIGN.

An ancient Japanese craft and a modern sports sedan have more in common than one could ever imagine. Like the famed *Urushi-e* artisans, Mazda's craftsmen obsess over details. Proof of this can be seen in a body paint unlike any before it. With Soul Red Metallic, we created what we believe is the world's most emotionally appealing red. By combining highlights, shade and depth, it evokes the feeling of contained energy, capturing the spirit of KODO perfectly by radiating energy even at a standstill.

CENTURIES IN THE MAKING.





**BRIMMING WITH CRAFTSMANSHIP, THE MAZDA6 EVOKES
THE HUMAN TOUCH OF AN OBJECT MADE BY HAND.**

魂動

KODO : SOUL of MOTION

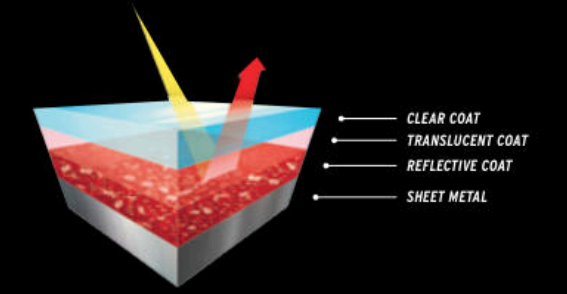
DESIGNED TO TURN HEADS. ENGINEERED TO CHANGE MINDS.

The design of the Mazda6 presented a significant challenge. When a car is designed to be beautiful, performance is often diminished. Our engineers saw this as a challenge to turn an esthetically stunning design into something truly functional. With aerodynamics better than a Lamborghini Aventador and a body design that contributes to both high-speed stability and fuel efficiency, the Mazda6 is a living, driving embodiment of perseverance.



/ ENLIGHTENED DESIGN /

Adding to the fierce first impression of the 2016 Mazda6, Grand Touring models now feature a dramatic signature front grille lighting accent.



/ THE BIRTH OF SOUL /

To create Soul Red Metallic, we put an entirely new three-coat painting process into action. The result is absolutely unlike any other red on the road—a deep and vivid hue that appears to emanate from within. By using two separate coats of high-brightness aluminum flakes and high-chroma red pigment, it is nothing less than an audacious reinvention of the painting process.



The 2014 Mazda6 awarded "Highest Ranked Vehicle Appeal among Midsize Cars."¹ - J.D. Power, July 2014



¹The Mazda6 received the highest numerical score among midsize cars in the proprietary J.D. Power 2014 Automotive Performance, Execution and Layout (APEAL) StudySM. Study based on 86,118 total responses from new-vehicle owners of 239 models and measures opinions after 90 days of ownership. Proprietary study results are based on experiences and perceptions of owners surveyed in February-May 2014. Your experiences may vary. Visit jdpower.com.



UP TO AN EPA-ESTIMATED

HWY MPG²

For a second year, Mazda ranked most fuel-efficient automaker by the EPA.¹ - Mazda's 2013 fleet offers highest adjusted MPG

¹Based on the EPA's Light-Duty Automotive Technology, Carbon Dioxide Emissions, and Fuel Economy Trends: 1975 - 2013/14 annual reports on MY2012/13 vehicles, December 12, 2013 and October 8, 2014.
²Based on EPA estimates for 2016 Mazda6 Grand Touring models with automatic transmission and Technology Package 28 city/40 highway MPG. Actual results will vary.

Mazda6 Grand Touring model shown with Technology Package in Soul Red Metallic.

UP TO AN EPA-ESTIMATED
40 MPG HWY¹

SKYACTIV[®] TECHNOLOGY

SOARING IDEAS. EARTHLY APPLICATIONS.

It began with a philosophy that the potential of the modern sedan had not been fully realized. So we challenged the status quo by bringing efficiency and performance together in the same vehicle. The SKYACTIV-G engine only tells part of the story. It delivers abundant power—but also works in coordination with other SKYACTIV TECHNOLOGY features to enhance the overall driving experience. That means, with up to an EPA-estimated 40 highway MPG,¹ you get more uninterrupted driving enjoyment.

01 // SKYACTIV-G /

By reimagining the gasoline engine with a lofty compression ratio of 13:1, increased power no longer requires fuel-consuming engine displacement. Look for up to a best-in-class EPA-estimated 40 highway MPG¹ on Grand Touring models equipped with the Technology Package. More powerful than the Toyota Camry and Nissan Altima 4-cylinder models, this 184-horsepower gasoline engine also adds an advanced balance shaft that helps reduce noise and vibration.

02A // SKYACTIV-DRIVE / (Shown)

Our engineers created a new kind of precise, high-performance automatic transmission that combines the direct feel of a manual with the silky smoothness of an automatic. It's instantly responsive, yet delivers 7-percent more efficiency than our previous generation automatic transmission.

02B // SKYACTIV-MT /

This 6-speed manual transmission has a short shift throw inspired by the legendary Mazda MX-5 Miata. This generation's manual transmission is also smaller, lighter and stronger than any we've built before.

03 // SKYACTIV-CHASSIS /

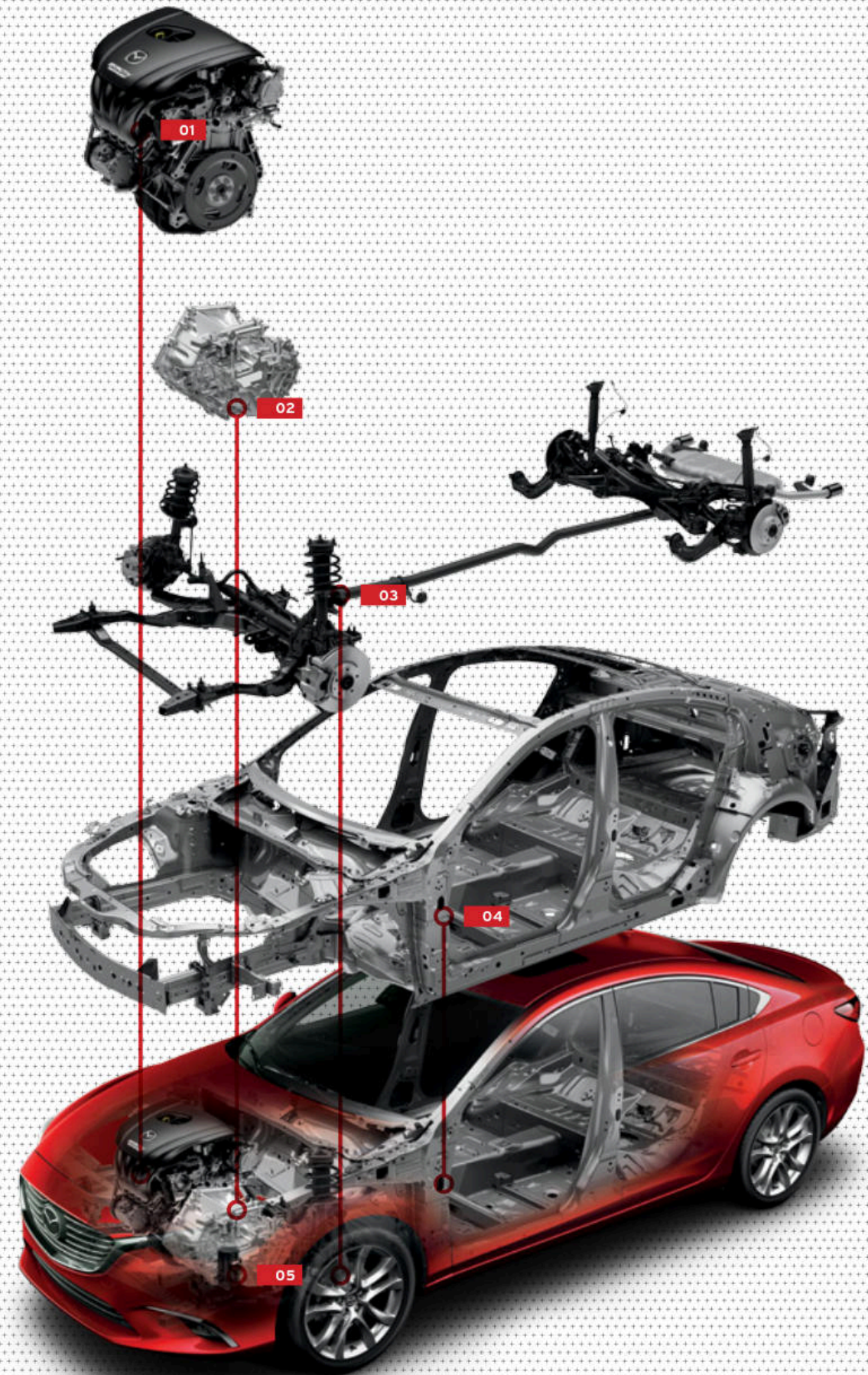
Engineered together with the SKYACTIV-Body to work in perfect harmony, the steering and suspension systems achieve two seemingly contradictory goals at once: to be nimble at low speeds, yet stable at high speeds. We also engineered them to be light, allowing for a more direct and agile feel.

04 // SKYACTIV-BODY /

Mazda was the first auto manufacturer to use ultrahigh tensile-strength steel in a production vehicle. The SKYACTIV-Body in the Mazda6 continues to incorporate this light-but-strong steel in critical areas to make it lighter than normal, yet stiffer and stronger.

05 // i-ELOOP /

The Mazda6 Grand Touring model with Technology Package features i-ELOOP—a regenerative engine braking system that stores energy with a highly efficient capacitor that activates when you lift your foot off the accelerator. i-ELOOP converts the car's inertia into electricity, preserving fuel that would normally be wasted charging the battery. The result is an improvement in fuel economy of up to 5 percent.²



¹Based on EPA estimates for 2016 Mazda6 Grand Touring models with automatic transmission and Technology Package 28 city/40 highway MPG. Actual results will vary. SOURCE: Model Year 2015 Fuel Economy Guide, January 22, 2015 (www.fueleconomy.gov).
²Actual results will vary based on driving conditions.



WHEN WE RACE, YOU WIN.

Since 1968, Mazda has consistently competed in the most grueling form of motorsports—endurance racing. And ever since then, we've kept winning—year after year. Far more than just being fast and nimble, our winning formula is simple: We focus on durability and reliability. It's how we made automotive history in 1991, becoming the first—and only—Asian automaker to win the 24 Hours of Le Mans. This stunning upset was accomplished by outperforming the competition with our very own reliable rotary engine. It's also how we produced 23 class wins at the Rolex 24 at Daytona. And in true Mazda form, we never give up innovating. That's why we upped the ante again in 2014 to debut our SKYACTIV-D Prototype. This new, innovative powerhouse will help us test select production components under the stresses of racing—the true endurance test.

Because we race almost everything we build, ultimately, you win. It's just how we do things. It's why on any given weekend, more Mazdas and Mazda-powered cars are road-raced in the United States than any other brand.¹

¹Based on Sports Car Club of America racing data.

THE DEEPEST BOND IN THE SHORTEST DISTANCE.

Every aspect of the Mazda6 is designed to give the driver a complete connection to the car within the first 100 meters of driving. Linear acceleration, deceleration and steering all work in harmony to unite the car and driver in no time at all. We call this the 100-Meter Promise. And to achieve this ideal level of performance, our engineers finely tuned each driving control to behave in accordance with the driver's expectations. Both the accelerator pedal and steering wheel feel uniquely linear and natural. Smooth transitions in g-forces were dialed into the braking system as well—making the Mazda6's controllability simply exceptional. The relationship between man and machine has never felt so natural—or so exhilarating.



/ THE WHEEL REINVENTED /

When it comes to wheel design, the more flashy and dynamic, the less likely it is to perform. This is unacceptable to our engineers. So when designing the Mazda6, Mazda pushed the boundaries to create a near-perfect wheel. In the end, more than 20 designs were tested—and rejected. The end result is a wheel that looks beautiful, while also being strong yet light.

AN EYE FOR DESIGN. AND SAFETY.

KODO-design headlamps play an important role both in the new Mazda style language and as a safety feature. Grand Touring models feature a design that incorporates light-emitting diodes (LEDs) and a light-guiding ring. A straight line of LED-generated light in each headlamp forms a visual extension of the signature “wing” on the front grill. When the headlamps are on, the combination of the ring and straight line forms a simple but instantly recognizable signal of the Mazda6’s identity. But the brilliant KODO headlamps are more than just for show. The design serves as an eye-catching daytime running light to other motorists, while available High Beam Control and LED headlights give you more confidence behind the wheel.



/ BENDING LIGHT /

Standard on Grand Touring models, LED headlights with an Adaptive Front-lighting System automatically adjust the angle of the vehicle's headlights according to the steering angle and vehicle speed. When cornering or turning through intersections at night, the headlights' beam illuminates the path the car will actually follow, enhancing driver safety.

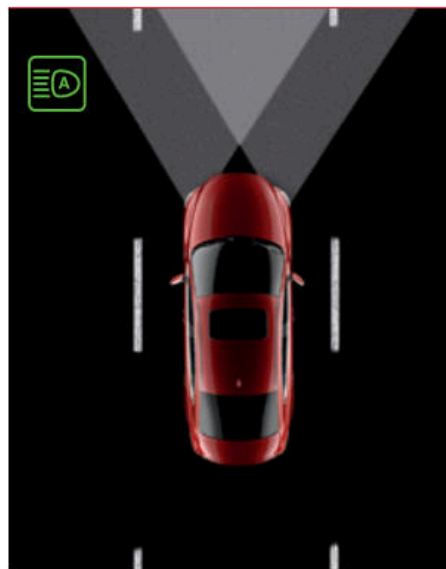
THE DARING WAY TO LIVE CAUTIOUSLY.

Mazda's i-ACTIVSENSE is a thoroughly original way to think about safety technology. This philosophy is all about making each driver a better one by providing all the information needed to make smart decisions. i-ACTIVSENSE is an active safety approach that senses what the driver cannot easily anticipate. These systems in select Mazda6 models aid the driver in recognizing hazards, while helping to avoid collisions or reduce their severity when they simply cannot be avoided. Extending the sensory awareness of the person behind the wheel provides peace of mind and an enjoyable drive.

i-ACTIVSENSE




Mazda6 Grand Touring model shown with Technology Package in Soul Red Metallic



/ HIGH BEAM CONTROL /

The High Beam Control system helps the driver see better at night by maximizing opportunities to use the high beams. The system automatically switches to low beams when it detects oncoming traffic and/or a vehicle ahead.



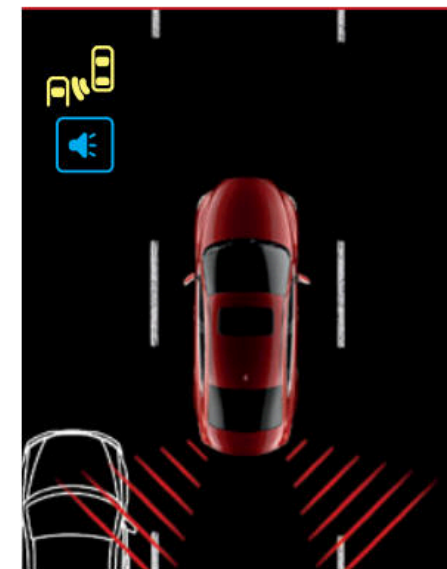
/ LANE DEPARTURE WARNING SYSTEM¹ /

This system gives audible and visual warnings when drivers are about to unintentionally depart from their lane at a speed of 44 mph or higher.




/ REAR CROSS TRAFFIC ALERT² /

When backing up, this system detects a vehicle approaching from the side and promptly alerts the driver with both an audible and visual warning in both side mirrors and on the 7-inch touch-screen display.



/ BLIND SPOT MONITORING² /

When the Mazda6 is in motion, radar sensors detect objects in your left or right blind spots. If you signal a lane change while an object is there, a light in your corresponding side mirror blinks and a warning chime sounds.

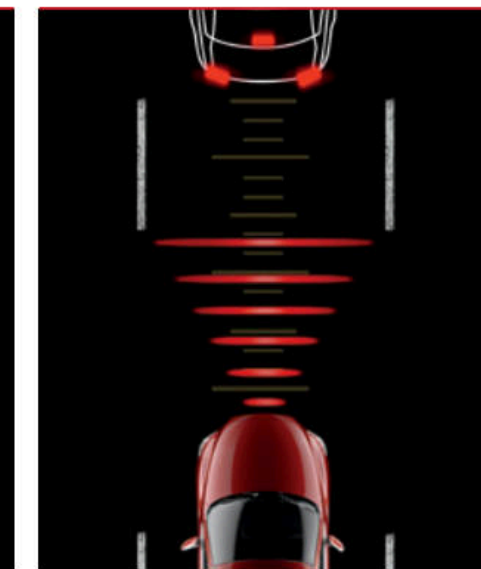


/ SMART CITY BRAKE SUPPORT³ /

City driving offers its own treacherous obstacle courses. In order to help avoid or reduce the severity of a collision, the Mazda6 offers an available Smart City Brake Support system. When travelling at speeds between about 2 and 18 mph, this intuitive system detects objects ahead and prepares the vehicle by adjusting brake pads closer to the disc. If no driver action is taken, the system automatically applies the brakes.

/ SMART BRAKE SUPPORT⁴ /

Similar to Smart City Brake Support, this system is intended to help avoid or reduce the severity of a collision, but operates at higher rates of speed (above 10 mph) like freeway driving. The Collision Warning feature will alert the driver that braking is immediately necessary. If the radar sensor determines that a collision is unavoidable, the automatic brake control will engage.



/ MAZDA RADAR CRUISE CONTROL⁵ /

This system judges the relative speed and distance to the car ahead, working within a set speed range to maintain a safe following distance, making highway drives less strenuous. The system's Close Proximity Warning provides audible and visual warnings when it senses your vehicle fast approaching the one ahead.

/ DISTANCE RECOGNITION SUPPORT SYSTEM⁶ /

Monitoring the distance between you and traffic ahead just got easier. At speeds above 19 mph, our available Distance Recognition Support System uses radar technology to measure the distance between your Mazda6 and the vehicle ahead, and recommends a comfortable following distance. If your vehicle encroaches on this recommended distance, a visual warning shows in the Mazda6's information display.

¹Lane Departure Warning System is not a substitute for safe and attentive driving. There are limitations to the range and detection of the system. Please see your owner's manual for further details. ²Always check your mirrors. Be aware of the traffic around you. ³Smart City Brake Support operates under certain low-speed conditions between about 2 and 18 mph. It is not a substitute for safe and attentive driving. Factors including movement and shape of the object in front of the vehicle, weather and road conditions can all impact automatic stopping. ⁴Smart Brake Support with Collision Warning operates under certain conditions above 10 mph. It is not a substitute for safe and attentive driving. Factors including movement and shape of the object in front of the vehicle, weather and road conditions can all impact automatic brake control and collision warning. ⁵Mazda Radar Cruise Control is not a substitute for safe and attentive driving. There are limitations to the range and detection of the system. Please see your owner's manual for further details. ⁶Distance Recognition Support System is not a substitute for safe and attentive driving. There are limitations to the range and detection of the system. Please see your owner's manual for further details.



/ SHIFTING GEARS /

New for 2016, Mazda6 models with the SKYACTIV-Drive automatic transmission offer Sport Mode for more spirited drives. This feature provides a more performance-oriented shift logic, allowing you to hold gears longer and giving you more control when driving in challenging conditions such as on curvy mountain roads. Sportiness is enhanced in Grand Touring models with steering-wheel-mounted paddle shifters.



HARMONY HAS NEVER BEEN SO INVIGORATING.

When you drive the Mazda6, it feels as if the car moves like part of your body. Steering feel is characterized by feedback that helps the car turn in a smooth, intuitive motion—never upsetting the delicate relationship of g-forces. This makes it much easier to achieve balance at high speeds and puts significantly less strain on the driver. Some of the credit goes to Electric Power Assist Steering. With a quick steering ratio, it offers a brisk response that allows the driver to enjoy both twisty roads and challenging urban conditions. Only a car wired to your brain could be more intuitive.



/ NICE THREADS /

Dual stitching on the Mazda6's available leather-trimmed seats offers a sense of refinement and sportiness.


/ THE HOLE TRUTH /

By making seat perforations moderately large and the distances between them small, our engineers created upholstery that's not only soft and breathable, but absorbs road noise for an enhanced audio-listening environment.

AN INSIDE LOOK AT THE FINER POINTS.

This year, we reserved our most dramatic expression of KODO design for the Mazda6's interior. More richly appointed than ever, Grand Touring models offer a newly enhanced cabin designed to envelope you in sporty refinement. Inside, you'll experience a rich dual-stitched shift knob and steering wheel, a larger center console and a new dash and instrument panel that complement the Mazda6's available leather-trimmed sport seats. And, as always, comfort is easily accessible thanks to our available 8-way power-adjustable driver's seat with available memory system.

Design-wise, the Mazda6's clever A-pillar helps make getting in and out of the car easy. The lightweight seat structure increases the overall rigidity and comfort of the front seats. Even the sound of the engine is designed to be pleasing, with a harmonic tuning that won't tire the long-distance driver.



/ DASH YOUR INHIBITIONS /

The available Active Driving Display helps you take your mind off distractions by projecting critical driving information directly in front of you, right within your line of sight. Strategically positioned directly in the driver's field of view and above the gauge cluster, this innovative display allows you to process information faster by keeping your eyes focused on one place—the road ahead.

INFORMATION DISPLAYED

- VEHICLE SPEED
- NAVIGATIONAL DIRECTIONS
- SAFETY ALERTS
- CRUISE-CONTROL DATA

UNLOCK A PERFECT UNION BETWEEN DRIVER AND MACHINE.

To enter the Mazda6 is to access an energetic, artistic environment where the driver can relax and completely focus on the road ahead. Everything the driver sees, touches and operates is designed to heighten the driving experience. Tapered forms inside evoke a sense of speed that mimic the energy of the Mazda6's exterior design. Just opening the near-perfectly balanced door brings to mind the same feelings you'll have while seated behind the wheel. These are feelings you won't have getting into just any sedan. And proof the 100-Meter Premium philosophy is well underway, even before starting the engine.

COMPLETELY CONNECTED. EFFORTLESSLY ENGAGING.

Our most technologically advanced Mazda6 is also equipped with our most technologically advanced cockpit. With available MAZDA CONNECT™, our next-generation infotainment system,¹ you get a host of social-media access, entertainment and information options. All you have to do is pair your smartphone with the Mazda6 via Bluetooth® wireless connectivity to stream popular social-media, music and infotainment apps. Control the system and view information on the larger 7-inch full-color touch-screen display.

You can also enjoy access to standard USB audio-input ports and an available factory-integrated navigation system with cutting-edge features such as voice command and advanced lane guidance. And even with all these options, we still help you keep your eyes on the road. All the functions displayed on your touch screen can also be operated with the multifunction Commander control knob, conveniently located at your fingertips on the center console.



¹Don't drive while distracted. Even with voice commands, only use MAZDA CONNECT™ / other devices when safe. Some features may be locked out while the vehicle is in gear. Not all features are compatible with all phones. Message and data rates may apply.



/ ENTERTAIN /

Of course, AM/FM radio is always a choice, including HD Radio® options, but now there are new ways to explore music and infotainment options via your Bluetooth®-enabled and Internet-connected device. With the Aha™ Internet radio app, you can connect to your Facebook and Twitter feeds, or you can enjoy offerings from other integrated Internet-radio apps such as Pandora® and Stitcher™, or simply stream your own playlist.

/ COMMUNICATE /

With voice commands, making and receiving calls is as easy as pushing a button and saying "hello." And Mazda6's Bluetooth® hands-free phone and audio streaming capabilities allow you to enjoy fully integrated text-message display and audible readout. To reply, simply choose from a number of preset, standardized return messages.

/ NAVIGATE /

Our convenient available factory-integrated Mazda Navigation System offers the advanced features of today's navigation devices, including voice commands and advanced lane guidance. Plus, getting around town—or out of town—has never been easier thanks to the system's 3D interactive map with step-by-step audio directions.



PANDORA®

HD Radio®



aha.

STITCHER™
RADIO ON DEMAND





REAR PASSENGERS NEVER TAKE A BACK SEAT.

Even in a driver's car, special attention was paid to the comfort of occupants in the rear, so passengers experience a ride that's spacious and comfortable. Conveniences await from rear climate-control vents and one-liter bottle holders to scalloped front seatbacks for more rear knee room. We even increased the space between the front seat mounts, making it easier for those in the back to slide in their feet. Getting out of the Mazda6 is easier, too, thanks to generous passenger head clearance and a wider center armrest in the rear seat that accommodates elbows comfortably.

EVEN THE SOUND SYSTEM IS PERFORMANCE-ORIENTED.

The Mazda6 offers an available 11-speaker premium Bose® Centerpoint® 2 audio system. The Centerpoint® 2 enables listeners to enjoy a surround-sound experience from nearly any stereo source, such as CDs, MP3 devices and radio broadcasts, including available SiriusXM Satellite Radio! It has been specifically engineered to meet the unique demands of reproducing surround sound in a vehicle. Unlike conventional synthesized surround sound systems that compare left and right channel information to create a virtual surround experience, Centerpoint® 2 technology uses frequency content in addition to stereo information to create a more lifelike surround experience. Get ready to hear music that matches the emotions you'll feel while driving.



/ SOUND TUNE-UP /

Even in a car as quiet as the Mazda6, unwanted ambient noise can interfere with your enjoyment of music. Bose® AudioPilot® noise-compensation technology constantly detects and distinguishes between music and unwanted ambient noise via an in-cabin microphone. Proprietary digital-signal processing tuned specifically for the Mazda6 automatically adjusts your music for optimal listening.



*SiriusXM Satellite Radio reception requires a subscription and Mazda satellite radio. See full disclaimer on the Specifications page.

Named a Car and Driver "10Best" for 2014 and 2015.



MAZDA6 COLORS



Soul Red Metallic*




Meteor Gray Mica



Jet Black Mica



Sonic Silver Metallic



Blue Reflex Mica



Snowflake White Pearl Mica*



Deep Crystal Blue Mica




Titanium Flash Mica

*Extra cost option.

MAZDA6 UPHOLSTERY

Black Cloth



Black Leatherette




Black Leather with Espresso trim



Sand Cloth



Sand Leatherette



Parchment Leather



MAZDA6 WHEELS

17-inch Alloy



19-inch Alloy



19-inch Alloy with Dark Silver finish



EVERY MODEL IN THE MAZDA LINEUP WAS BUILT BY A BUNCH OF CAR-CRAZED CRAFTSMEN. WHO LOVE TO DRIVE. FOR PEOPLE WHO LOVE TO DRIVE. SO FROM THE MAZDA2 TO THE CX-9, A MAZDA IS ALWAYS A MAZDA. BECAUSE IT TAKES CONVICTION, CREATIVITY AND COURAGE TO BUILD CARS WORTH DRIVING.

MAZDA2

MAZDA MX-5 MIATA

MAZDA3 4-DOOR

MAZDA3 5-DOOR



MAZDA5

MAZDA CX-5

MAZDA CX-9

MAZDA6



MAZDA6 MODELS



Mazda6 Sport

Includes the following features:



- 184-hp 2.5L SKYACTIV-G DOHC 16-valve 4-cylinder engine with VVT
- Standard SKYACTIV-MT 6-speed manual transmission, available SKYACTIV-Drive 6-speed Sport automatic transmission with manual-shift and Sport modes
- Halogen headlights with auto off and daytime running lights
- LED combination taillights
- Variable-intermittent windshield wipers
- Dual power side mirrors with integrated turn signal indicators
- Air conditioning with pollen filter
- Power windows with one-touch down/up feature on all windows
- Power door locks
- Cruise control
- 6-way manually adjustable driver's seat with manual lumbar support
- Remote keyless entry
- Push Button Start
- Tilt and telescopic steering column
- Electronic parking brake
- 60/40 split fold-down rear seatback
- AM/FM/CD/MP3-compatible audio system with 6 speakers
- Bluetooth® hands-free phone and audio streaming
- Auxiliary-audio input jack and USB audio input port
- Steering-wheel-mounted audio and cruise controls
- Advanced front air bags, front side-impact air bags and side-impact air curtains¹
- Dynamic Stability Control (DSC)² & Traction Control System (TCS)
- Sport model with available automatic transmission includes MAZDA CONNECT™ infotainment system⁴ with 7-inch full-color touch-screen display, multifunction Commander control, HD Radio⁵, infotainment system voice command, Aha™, Pandora® and Stitcher™ Internet radio integration, Radio Data System, program information and SMS text message audio delivery and reply, and rearview camera⁶



Mazda6 Touring

Includes the following features in addition to or in place of Mazda6 Sport:

- Dual-zone automatic climate control
- 19-inch alloy wheels
- Mazda Advanced Keyless Entry System
- 6-way power-adjustable driver's seat
- MAZDA CONNECT™ infotainment system⁴ with 7-inch full-color touch-screen display, multifunction Commander control, HD Radio⁵, infotainment system voice command, Aha™, Pandora® and Stitcher™ Internet radio integration, Radio Data System, program information and SMS text message audio delivery and reply
- Rearview camera⁶
- Rear A/C vents
- Leatherette-trimmed seats
- Illuminated driver and front-passenger vanity mirrors
- Blind Spot Monitoring⁵
- Rear Cross Traffic Alert³
- Available Moonroof Package includes power sliding-glass moonroof, Bose® Centerpoint™ 2 Surround Sound audio system with 11 speakers and SiriusXM Satellite Radio with 4-month trial subscription to the SiriusXM All-Access package⁸
- Available Technology Package includes power sliding-glass moonroof, Bose® Centerpoint™ 2 Surround Sound audio system with 11 speakers, SiriusXM Satellite Radio with 4-month trial subscription to the SiriusXM All-Access package⁸, Smart City Brake Support⁷, auto on/off LED headlights with Adaptive Front-lighting system, LED daytime running lights, heated front seats, rain-sensing windshield wipers, auto-dimming rearview mirror with HomeLink®, auto-dimming driver's-side mirror and heated side mirrors



Mazda6 Grand Touring

Includes the following features in addition to or in place of Mazda6 Touring:

- Standard SKYACTIV-Drive 6-speed Sport automatic transmission with manual-shift and Sport modes
- Power sliding-glass moonroof
- 19-inch alloy wheels with Dark Silver finish
- Rear lip spoiler
- Rain-sensing windshield wipers
- LED headlights with Adaptive Front-lighting System
- LED fog lights
- Auto on/off headlights
- LED daytime running lights
- LED grille lighting accent
- Heated side mirrors
- Auto-dimming driver's-side mirror
- Active Driving Display
- Steering-wheel-mounted paddle shifters
- Navigation system
- Heated front seats
- Leather-trimmed seats
- 8-way power-adjustable driver's seat with power lumbar adjustment and memory settings
- 6-way power-adjustable passenger's seat
- Bose® Centerpoint™ 2 Surround Sound audio system with 11 speakers
- SiriusXM Satellite Radio with 4-month trial subscription to the SiriusXM All-Access package⁸
- Smart City Brake Support⁷
- Available Technology Package includes i-ELOOP regenerative engine braking system, Mazda Radar Cruise Control,⁹ Distance Recognition Support System⁷, Lane Departure Warning System,¹⁰ High Beam Control, Smart Brake Support¹¹ and active grille shutters

¹Always wear your seat belt and secure children in the rear seats in appropriate child restraints. ²Dynamic Stability Control (DSC) is an electronic system designed to help the driver maintain control under adverse conditions. It is not a substitute for safe driving practices. Factors including speed, road conditions and driver steering input can all affect whether DSC will be effective in preventing loss of control. Please see your owner's manual for further details. ³Rearview camera does not provide a comprehensive view of the entire rear area of this vehicle. Always check your surroundings. ⁴Don't drive while distracted. Even with voice commands, only use MAZDA CONNECT™/other devices when safe. Some features may be locked out while the vehicle is in gear. Not all features are compatible with all phones. Message and data rates may apply. ⁵Always check your mirrors. Be aware of the traffic around you. ⁶SiriusXM Satellite Radio reception requires a subscription and Mazda satellite radio. Subscriptions to SiriusXM services are sold by SiriusXM after a 4-month trial subscription to the SiriusXM All-Access package expires and are continuous until you call SiriusXM at 1-866-635-2349 to cancel. See SiriusXM Customer Agreement for complete terms at www.siriusxm.com. Sirius satellite service available only to those at least 18 and older in the 48 contiguous USA, D.C., and P.R. (with coverage limitations). Sirius, XM and all related marks and logos are trademarks of SiriusXM Radio Inc. ⁷Smart City Brake Support operates under certain low-speed conditions between about 2 and 18 mph. It is not a substitute for safe and attentive driving. Factors including movement and shape of the object in front of the vehicle, weather and road conditions can all impact automatic stopping. ⁸Mazda Radar Cruise Control is not a substitute for safe and attentive driving. There are limitations to the range and detection of the system. Please see your owner's manual for further details. ⁹Distance Recognition Support System is not a substitute for safe and attentive driving. There are limitations to the range and detection of the system. Please see your owner's manual for further details. ¹⁰Lane Departure Warning System is not a substitute for safe and attentive driving. There are limitations to the range and detection of the system. Please see your owner's manual for further details. ¹¹Smart Brake Support operates under certain conditions above 10 mph. It is not a substitute for safe and attentive driving. Factors including movement and shape of the object in front of the vehicle, weather and road conditions can all impact automatic brake control and collision warning. ¹²Based on EPA estimates for 2016 Mazda6 models with manual transmission 25 city/37 highway MPG. Actual results will vary. ¹³Based on EPA estimates for 2016 Mazda6 models with automatic transmission 26 city/38 highway MPG. Actual results will vary. ¹⁴Based on EPA estimates for 2016 Mazda6 models with automatic transmission and Technology Package 28 city/40 highway MPG. Actual results will vary.

Bluetooth is a registered trademark of Bluetooth SIG, Inc.

SKYACTIV is a registered trademark of Mazda Motor Corporation

MAZDA6 SPECIFICATIONS & CAPACITIES

ENGINE

Engine size and type	2.5L DOHC 16-valve 4-cylinder with variable valve timing
Horsepower, SAE net	184 @ 5,700 rpm
Torque, SAE net (lb-ft)	185 @ 3,250 rpm
Redline	6,500 rpm
Compression ratio	13.0:1
Fuel injection	Direct fuel injection
Fuel	Regular unleaded gasoline
EPA-estimated fuel economy (MPG, city/hwy)	
Manual	25 / 37 ¹²
Automatic	26 / 38 ¹³ (28 / 40 ¹⁴ with Technology Package)
Curb weight (lb):	
Manual	3,179
Automatic	3,250

EXTERIOR DIMENSIONS

Wheelbase/overall length (in)	111.4 / 191.5
Overall width/overall height (in)	72.4 / 57.1
Track, front/rear (in)	62.4 / 62.0 (with 17-inch wheels)
Track, front/rear (in)	62.8 / 62.4 (with 19-inch wheels)
Turning circle, curb-to-curb (ft)	36.7

INTERIOR DIMENSIONS

Headroom, front/rear (in)	38.4 / 37.1
Headroom, front/rear with moonroof (in)	37.4 / 37.1
Legroom, front/rear (in)	42.2 / 38.7
Shoulder room, front/rear (in)	57.1 / 55.5
Hip room, front/rear (in)	56.1 / 56.1

CAPACITIES

EPA passenger volume (cu ft)	99.7
EPA cargo volume (cu ft)	14.8
Fuel capacity (U.S. gallons)	16.4

MAZDA6 ENGINE & MECHANICAL

ENGINE & TRANSMISSION

	Sport	Touring	Grand Touring
SKYACTIV-G 2.5L DOHC 16-valve 4-cylinder engine	●	●	●
SKYACTIV-MT 6-speed manual overdrive transmission	●	●	●
SKYACTIV-Drive 6-speed Sport automatic transmission	●	●	●
Sport Mode (AT models)	●	●	●

SUSPENSION & BRAKES

MacPherson strut front suspension with stabilizer bar	●	●	●
E-type multilink rear suspension with stabilizer bar	●	●	●
Engine-speed-sensing variable Electric Power Assist Steering	●	●	●
Power-assisted 4-wheel disc brakes	●	●	●
Anti-lock Brake System with Electronic Brakeforce Distribution	●	●	●
Dynamic Stability Control ²	●	●	●
Traction Control System	●	●	●

TIRES & WHEELS

17-inch alloy wheels with P225/55 R17 all-season tires	●		
19-inch alloy wheels with P225/45 R19 all-season tires		●	
19-inch alloy wheels with Dark Silver finish and P225/45 R19 all-season tires			●

KEY: Standard = ● Available = ●

WE'RE COMMITTED TO OUR DRIVERS.

Every new 2016 Mazda6 is protected by a:

- 3-year/36,000-mile¹ New-Vehicle Limited Warranty
- 3-year/36,000-mile¹ 24/7 Emergency Roadside Assistance program
- 5-year/60,000-mile¹ Powertrain Limited Warranty
- 5-year/unlimited-mileage warranty against body rust-through (Anti-Perforation Limited Warranty)

¹Whichever comes first.



Even after your vehicle warranty has expired, Mazda Extended Confidence provides nearly all the same parts and components covered under your New-Vehicle Limited Warranty. Accepted nationwide and utilizing only Mazda Genuine Parts (where available), Mazda Extended Confidence gives you peace of mind for miles beyond your expectations.

FINANCING WITHOUT THE FUSS.



Whether you're buying or leasing a new Mazda, Certified Pre-Owned Mazda or a used vehicle, Mazda Capital Services² can help make the financing process more convenient and satisfying. One of the largest auto lenders in America, Mazda Capital Services is known for first-class customer service, a wide range of financing options and highly competitive rates.

To find out which purchase or lease plan is right for you, talk with your Mazda Dealer or visit MazdaUSA.com.

²The trademark "Mazda Capital Services," as well as the Mazda and Mazda Capital Services logos, are owned by Mazda Motor Corporation or its affiliates and are licensed to JPMorgan Chase Bank, N.A. ("Chase"). Retail/loan and lease accounts are owned by Chase.

FOR DETAILS, PLEASE SEE YOUR MAZDA DEALER, VISIT MAZDAUSA.COM OR CALL TOLL-FREE (800) 639-1000.

MAZDA6 ACCESSORIES. IT'S YOUR MAZDA—MAKE IT YOUR OWN.

Customize your new Mazda6 with Genuine Mazda Accessories. When installed by your Mazda Dealer, Genuine Mazda Accessories carry the same New-Vehicle Limited Warranty as your new Mazda. Ask your dealer for details.

01 // REAR SPOILER /

Add a sporty, aerodynamic element to your sleek and sophisticated Mazda6.

02 // CARGO TRAY¹ /

Life doesn't have to be messy, at least not inside your Mazda6. This flexible, durable Cargo Tray protects against spills and other damage. Removes easily for quick cleanup.



03 // REAR BUMPER GUARD /

Tailored and sleek, our durable stainless steel Rear Bumper Guard not only looks great, but helps protect the rear bumper from chips and scratches.



04 // DOORSILL TRIM PLATES /

A touch of class coming and going. Dress up your Mazda6 with these stylish stainless steel Doorsill Trim Plates.



05 // ALL-WEATHER FLOOR MATS /

Fitted perfectly to your Mazda6, these All-Weather Floor Mats guard against water, sand, mud, snow or whatever you drag through the door.



06 // NAVIGATION SYSTEM /

Enjoy all the advanced features of today's navigation devices, including voice commands and advanced lane guidance with our integrated Mazda Navigation System. The system even offers a 3D interactive map with step-by-step audio directions.



07 // MAZDA MOBILE START² /

Did you lock your car or not? Know for sure with the convenience of our smartphone-controlled Mazda Mobile Start App. Lock or unlock your doors, start the engine, turn the rear defroster on or use the CarFinder function from just about anywhere. One-year subscription included. Visit MazdaMobileStart.com.



¹Please remember to properly secure all cargo.


²One-year subscription included. Continuation is \$65 per year. Message and data rates may apply. App available on iPhone[®] with iOS 4.3 or later and Android[™] phones with Android 2.1 or later. iPhone is a registered trademark of Apple Inc. Android is a trademark of Google Inc.

For a full list of Genuine Mazda Accessories for your Mazda6, please visit: accessories.mazdaUSA.com.

Since the launch of our annual Mazda Drive for Good® Event in 2013, our Mazda Dealers and partners have raised millions of dollars for a number of national and local charities. But what's even more significant is that collectively, we have pledged more than 100,000 hours of volunteer time to local and national organizations across the country. Our Mazda Dealers have a long history of giving back both time and money to their own communities. And their efforts truly define our Mazda values.

Mazda Drive for Good® is just one of the many charitable programs that has allowed Mazda to donate millions to worthy causes across the United States since 1992.

Because giving back is the Mazda Way.



WE KNOW YOUR FIRST IMPRESSION OF MAZDA STARTS WITH US, YOUR MAZDA DEALER.

It's a responsibility we don't take lightly.

It's why we work hard every day to make sure your customer service experience exceeds your expectations, in every way.

It extends beyond just helping you find the right vehicle.

It's what happens after you leave our dealership.

This is our way of changing the game in customer service.

One customer experience at a time.

THIS IS THE MAZDA WAY.



IT TAKES CONVICTION TO STAND UP TO THE NAYSAYERS.
A CREATIVE FIRE THAT'S UNAFRAID OF THE BLANK PAGE.
AND THE COURAGE TO FLIP CONVENTIONAL WISDOM ON ITS HEAD.
BECAUSE THIS IS THE ONLY WAY TO CHANGE THE GAME.
AND THE ONLY WAY TO BUILD CARS WORTH DRIVING.
TODAY, OUR SKYACTIV® TECHNOLOGY IS CHANGING THE GAME.
IT'S HOW WE REINVENTED THE GASOLINE ENGINE,
DRAMATICALLY IMPROVING ITS EFFICIENCY
WITHOUT SACRIFICING HEART-POUNDED PERFORMANCE.
IT'S HOW WE ENGINEERED A LIGHTER CAR THAT'S EVEN STRONGER,
SAFER, MORE RESPONSIVE AND MORE EXHILARATING TO DRIVE.
THESE ARE ACTIONS, NOT WORDS. PROOF, NOT THEORIES.
MAKING THE IMPOSSIBLE POSSIBLE.

THIS IS THE MAZDA WAY.



zoom-zoom

MazdaUSA.com
facebook.com/mazda

© 2015 Mazda Motor of America, Inc. • 7755 Irvine Center Drive, Irvine CA 92618 • (800) 639-1000 • Correct at time of printing. Printed in U.S.A. 2/15 (90K) • Part no. 9999-92-M6-16

PRODUCT CHANGES AND OPTIONS AVAILABILITY: Following publication of this brochure, certain changes in standard equipment, options, prices and the like—or product delays—may have occurred that would not be included in these pages. Your Mazda Dealer is your best source for up-to-date information. Mazda reserves the right to change product specifications at any time without incurring obligations. Options shown or described in this brochure are available at extra cost and may be offered only in combination with other options or subject to additional ordering requirements or limitations.

