



2020 MERCEDES-BENZ METRIS  
Cargo & Passenger Vans

Mercedes-Benz  
Vans. Born to run.





---

## ABOUT US

---

- 2 OUR HISTORY
- 4 INTRODUCTION
- 6 SAFETY
- 8 PERFORMANCE
- 10 COST EFFICIENCY

---

## METRIS

---

- 14 CARGO
- 16 PASSENGER
- 18 WORKER CARGO
- 19 WORKER PASSENGER


---

## PRODUCT DETAILS

---

- 20 MERCEDES PRO
- 22 MASTERUPFITTER
- 23 MASTERSOLUTIONS™
- 24 FINANCE SOLUTIONS
- 25 SERVICE & MAINTENANCE
- 26 SPECIFICATIONS

# 120 Years of Van Innovation



# Mercedes-Benz Vans Come to the US



**WE INVENTED HARD CORE.**

Over a hundred years ago, we recognized the need for a vehicle that could take on heavy loads and not back down from any job. The result? Mercedes-Benz invented the van. That first van paved the way for an entirely new segment and set the standard for others to follow. While our latest Sprinter and Metris Vans continue to raise the bar for innovation and technology, they still hold true to our core values: to create vans that deliver an extraordinary level of safety, performance, and cost efficiency to every owner.



**METRIS CARGO 126" WB**

**METRIS CARGO 135" WB**

**METRIS PASSENGER 126" WB**

2 Wheelbases | 1 Roof Height | 13 Available Paints | Seating Capacity: Up to Two  
 Maximum Payload: Up to 2,425 lbs. | Cargo Volume: (Up to 199 cu. ft.)

1 Wheelbase | 1 Roof Height | 14 Available Paints  
 Seating Capacity: Up to Eight | Maximum Payload: Up to 1,896 lbs. | Cargo Volume: (Up to 38 cu. ft.)

	DISPLACEMENT	CYLINDER	DRIVE	FUEL	ESTIMATED COMBINED EPA RATING	TRANSMISSION	HORSEPOWER	TORQUE
Turbocharged Direct Injection Engine	1,991 cc	4-CYL	RWD	Gas	Cargo: 22 mpg Passenger: 21 mpg	7G-TRONIC Plus Automatic	208 hp @ 5,500 rpm	258 lb-ft @ 1,250-4,000 rpm



**MEASURED BY RESULTS.**

When it comes to working efficiently, the right size for the job works better. From wheelbase length options in the Cargo Van to seating configurations in the Passenger Van, Metris is built to meet your specific needs. And with Mercedes PRO, you can seamlessly connect the Metris to the digital world. Factor in standard safety features like Crosswind Assist<sup>1</sup>, Load Adaptive Electronic Stability Program (ESP)<sup>2</sup>; and ATTENTION ASSIST<sup>3</sup>, and you have what it takes to measure your success not by size, but by jobs completed.



**DRIVER AND PASSENGER AIRBAGS<sup>4</sup>**

The driver and passenger front, thorax, and window airbags<sup>4</sup> help protect you and your passengers in the event of a collision. Passenger Vans are also equipped with rear curtain airbags<sup>4</sup>.

**SAFETY**

**We thought about safety, so you can think about work.**

Getting the job done is about staying focused. Our groundbreaking safety innovations deliver an extra level of protection for your cargo and passengers and give you one less thing to think about.


Standard on all Metris Vans, Crosswind Assist<sup>1</sup> can help you stabilize your van in gusting crosswinds, while standard front, thorax, and window airbags<sup>4</sup> help keep you protected. Plus, we're the only van in the segment featuring standard Load-Adaptive Electronic Stability Program (ESP)<sup>®2</sup> and ATTENTION ASSIST<sup>®3</sup>. Factor in available Blind Spot Assist,<sup>5</sup> Lane Keeping Assist,<sup>6</sup> Headlamp Assist, and COLLISION PREVENTION ASSIST,<sup>7</sup> and it will be easy to keep your mind on the job knowing that your van is helping you stay safe.

**STANDARD HIGHLIGHTS**




**CROSSWIND ASSIST<sup>1</sup>**

Crosswind Assist<sup>1</sup> helps you stabilize your van and boosts safety in strong, gusting crosswinds. This standard feature helps you ensure that your vehicle remains in its lane at highway speeds.



**LOAD-ADAPTIVE ELECTRONIC STABILITY PROGRAM (ESP)<sup>®2</sup>**

This dynamic handling system actively intervenes to help keep the van firmly under control and safe by automatically braking individual wheels and reducing engine power to help stabilize the vehicle if wheelspin, understeer, or oversteer is detected.



**REARVIEW CAMERA<sup>4</sup>**

The visual parking aid is activated when the Reverse gear is selected, giving you a view of what's going on behind you as well as providing overlays with which to guide you.



**ATTENTION ASSIST<sup>®3</sup>**

ATTENTION ASSIST<sup>®3</sup> helps prevent drowsy driving by monitoring your driving patterns and providing an early warning in case fatigue is detected.



**RESCUE ASSIST<sup>SM</sup>**


With Rescue Assist<sup>SM</sup>, first responders to an accident can scan a QR code in a Mercedes-Benz Van to quickly see where batteries, airbags, and other structural elements are located in order to safely perform the rescue.



**HEADLAMP ASSIST**


Automatic Headlamp Assist is a driving aid and convenience system, which switches on the exterior lighting when the lights sensor detects low ambient light levels and off when detected light levels are high.

**OPTIONAL HIGHLIGHTS**



**LANE KEEPING ASSIST<sup>6</sup>**

Lane Keeping Assist<sup>6</sup> can provide you with visual and audible warnings if your van leaves its lane unintentionally. A camera in the windshield monitors the road ahead and helps detect when you may have veered away from lane markings.



**COLLISION PREVENTION ASSIST<sup>7</sup>**

COLLISION PREVENTION ASSIST<sup>7</sup> is a radar-based proximity warning system that can issue visual and audible warnings when vehicles traveling ahead come within a potentially dangerous distance of your van. In emergency situations, boosted braking pressure levels automatically assist to help prevent rear-end collisions.



**BLIND SPOT ASSIST<sup>5</sup>**

Using radar sensors to monitor approaching vehicles on multilane highways, this system can detect vehicles in your blind spot and alert you visually and audibly.



## PERFORMANCE

### Sophisticated technology. Old-school grunt.

All the cargo volume in the world doesn't mean a thing if your van can only crawl under the weight of a heavy load. The Metris drivetrain is specifically designed to accelerate under these conditions—and save you money along the way.

The Metris is equipped with a 2.0L 4-cylinder turbocharged gasoline engine that produces substantial torque at low rpms. The combination of high torque and horsepower provides impressive performance throughout the operating range.

#### MERCEDES-BENZ METRIS

2.0L 4-CYLINDER TURBOCHARGED DIRECT INJECTION GASOLINE ENGINE WITH 7-SPEED G-TRONIC PLUS TRANSMISSION



Turbocharged Direct Injection gasoline engine

Displacement: 1,991 cc

208 hp @ 5,500 rpm

Rated torque: 258 lb-ft @ 1,250–4,000 rpm

Tank capacity: 18.49 gallons

Battery: 12V/92Ah

Alternator: 14V/190A

Estimated combined EPA rating: 22 mpg (Cargo),  
21 mpg (Passenger)<sup>9</sup>

*"The Metris is quiet and feels competent around town and on the freeway, accelerating easily in and out of traffic."*

— Los Angeles Times



## COST EFFICIENCY

### We're in business to help your business.

Minimizing downtime is crucial for your business. With its award-winning residual value, the Metris keeps your total cost of operation low and your productivity high. If you spend less time and money on maintenance and more time on the road, your whole company will run more smoothly.



Metris is the winner of the 2018 ALG Residual Value Award



### MERCEDES-BENZ METRIS



#### 7G-TRONIC Plus Automatic Transmission

Refined for maximum efficiency and unmatched comfort, this quick-shifting 7-speed automatic transmission delivers better fuel economy, reduced noise, and longer service life.



#### Up to a 15,000-Mile Service Interval<sup>10</sup>

With an impressive service interval of up to 15,000 miles,<sup>10</sup> your van will spend less time in the shop and more time on the job.



#### Efficient Gasoline Engine

A 208 hp 2.0L 4-cylinder turbocharged Direct Injection gasoline engine gets you up and moving quickly. At an estimated combined EPA rating of 22 mpg for Cargo and 21 mpg for Passenger models,<sup>9</sup> the mid-size Metris offers fuel consumption comparable to that of a small-size van.



#### ECO Start/Stop

This function reduces fuel consumption and emissions by shutting off the engine when the vehicle is at a standstill, helping you lower the total cost of operation.

# ONLY THE METRIS STACKS UP.

## METRIS LWB

VS. FORD TRANSIT CONNECT LWB

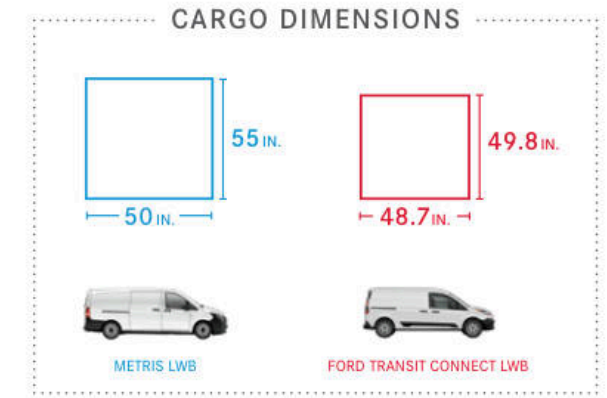
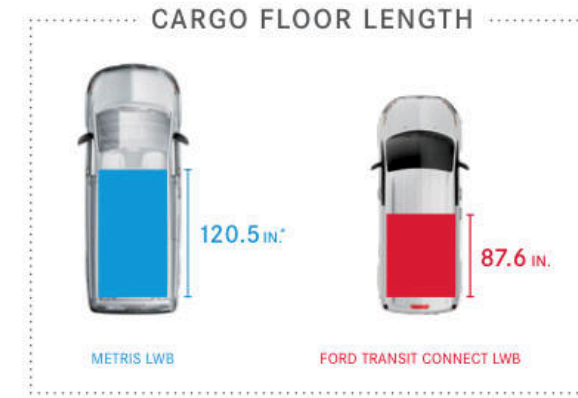

### THE METRIS

IS **21.4 IN.**  
LONGER

IS **3.2 IN.**  
TALLER

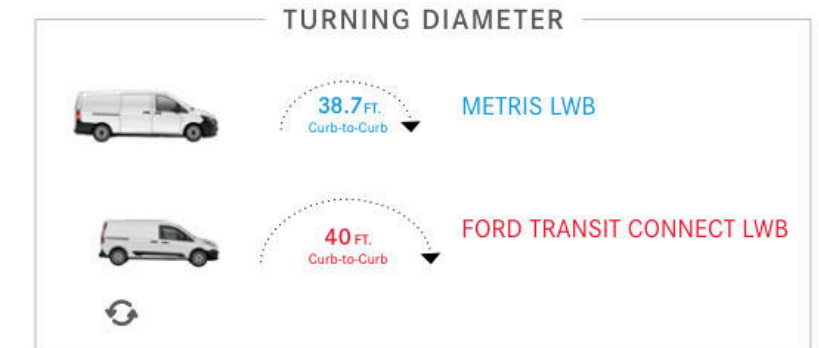
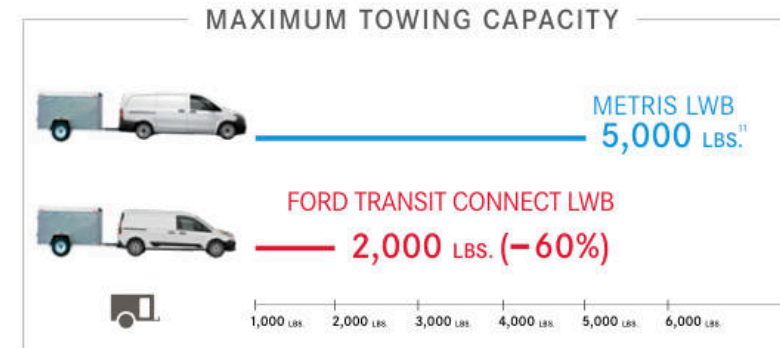
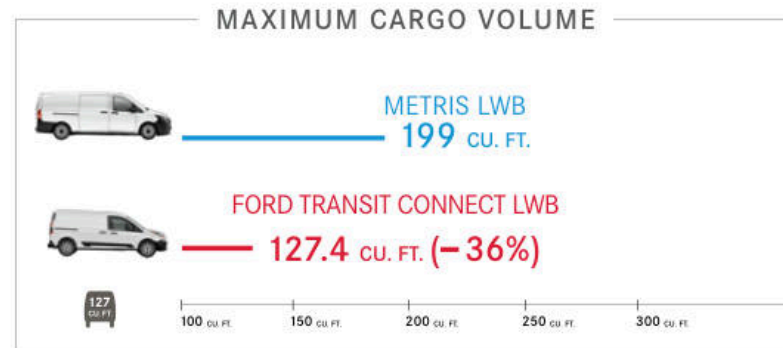
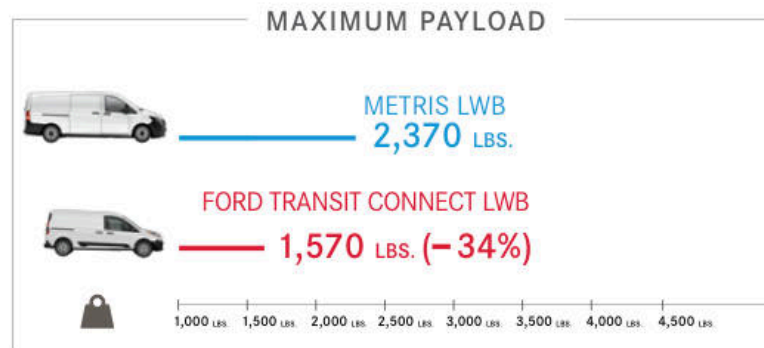
HOLDS **800 LBS.**  
MORE PAYLOAD

HAS **71.6 CU. FT.**  
MORE CARGO VOLUME



## Works like a large van.

Metris delivers large-van capabilities but lets you maneuver city streets with a tight turning diameter, and park in a home garage. Plus, the 4-cylinder engine, 7-speed transmission, up to a 15,000-mile service interval,<sup>10</sup> and an estimated combined EPA rating of 22 mpg<sup>9</sup> will maximize cost efficiency.



Based on publicly available vehicle specifications for the 2019 Ford Transit Connect LWB available at time of printing.

\*With factory partition.



## METRIS CARGO



### THE RIGHT SIZE

With its superior payload, the mid-size Metris can handle heavier jobs than compact vans, yet still fits in industrial and home garages.



### 199 CUBIC FEET OF CARGO VOLUME

If you're looking for more space, the Metris long wheelbase offers 120.5" of cargo length. That's spacious enough to stow over 60 sheets of 4' x 8' drywall<sup>12</sup> with room to spare.



### REAR DOOR OPTIONS

Choose between standard 270° opening rear doors, 180° rear doors, or an optional flip-up tailgate.

### No wasted space.

Wasted space is wasted money. That's why virtually every inch of cargo space in the Metris Cargo Van is usable. It's all about making smart use of what you have—and having the right size with which to work. With a Best-in-Class turning diameter\* and a powerful, cost-efficient drivetrain, the Metris doesn't waste any effort getting to the job. You'll feel safe along the way with advanced features like Crosswind Assist,<sup>1</sup> Load-Adaptive Electronic Stability Program (ESP®),<sup>2</sup> and ATTENTION ASSIST®.<sup>3</sup> When you need to get more out of your cargo van, choose the one that delivers efficiency, along with a low total cost of operation and a Best-in-Class payload cargo capacity.\*

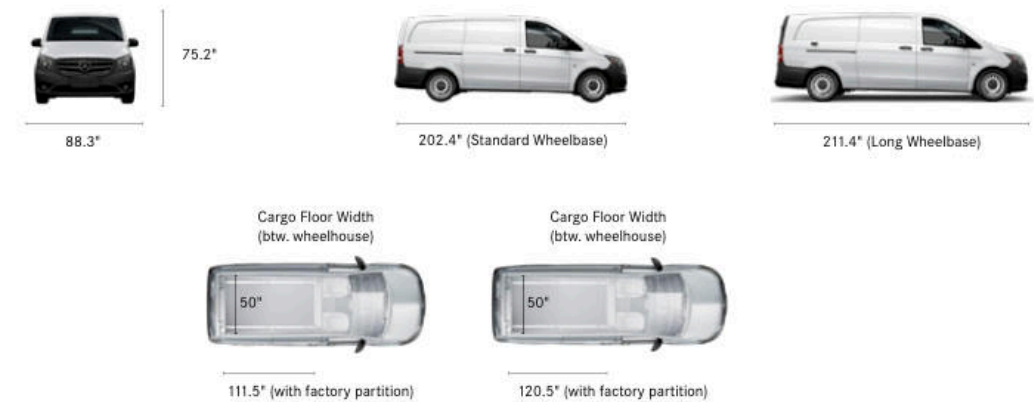
\*Based on a comparison of similarly sized and equipped commercial vans.

### Two wheelbases, more possibilities.

The Metris lets you choose the size you need by offering two wheelbase lengths. The standard length gives you 183 cu. ft. of cargo volume, while the **long wheelbase** option adds 9" of cargo length and 16 cu. ft. of volume, giving you even more hauling opportunities with a total of 199 cu. ft.

### SPECIFICATIONS

All measurements in inches. All width measurements include mirrors.  
See page 27 for a complete listing of models and specifications.



### METRIS CARGO QUICK FACTS

- PAYLOAD:**  
2,425 lbs. (std. wb)  
2,370 lbs. (long wb)
- CARGO LENGTH (with factory partition):**  
111.5" (std. wb)  
120.5" (long wb)
- CARGO VOLUME:**  
183 cu. ft. (std. wb)  
199 cu. ft. (long wb)
- TURNING DIAMETER (curb-to-curb):**  
36.4' (std. wb)  
38.7' (long wb)
- MAXIMUM TOWING CAPACITY:** 5,000 lbs.<sup>11</sup>
- ENGINE:** 2.0L 4-cylinder turbocharged Direct Injection gasoline
- TRANSMISSION:** 7G-TRONIC Plus Automatic Transmission



## METRIS PASSENGER



### AIRBAGS\*

Driver and passenger front airbags,\* driver and front passenger side thorax airbags,\* and window curtain airbags\* throughout help protect every occupant.



### ELECTRIC SLIDING DOORS (OPTIONAL)

Open or close the sliding door with the push of a button, for extra convenience.



### SEATING CAPACITY

With three available seating configurations, you can carry up to eight people. 39.6" of headroom and plenty of legroom assure that your passengers won't just get there – they'll get there comfortably.

## Treat passengers like you're one of them.

Whether you're riding or driving, it's all about how you feel in the vehicle. Take the Metris Passenger Van. It's just the right size to seat up to eight people comfortably and gives you the flexibility of three seating configurations. Add in optional features like electric sliding doors, and your passengers will have even more reasons to enjoy their journey – and you'll certainly enjoy the low cost of operation. Our groundbreaking safety innovations deliver an extra level of protection for you and your passengers, giving you one less thing to think about. Put your passengers first with the Metris Passenger Van.

### SPECIFICATIONS

All measurements in inches. All width measurements include mirrors. See page 28 for a complete listing of models and specifications.



SEATING FOR FIVE\*



SEATING FOR SEVEN



SEATING FOR EIGHT\*



\*Optional seating arrangement.

### METRIS PASSENGER QUICK FACTS

- MAXIMUM PAYLOAD: 1,896 lbs.
- MAXIMUM TOWING CAPACITY: 5,000 lbs!<sup>1</sup>
- CARGO VOLUME: 38 cu. ft.
- SIDE ENTRANCE: Dual sliding doors (electric optional)
- SEATING CAPACITY: Up to eight
- ENGINE: 2.0L 4-cylinder turbocharged Direct Injection gasoline
- TRANSMISSION: 7G-TRONIC Plus Automatic Transmission

## Not just vans—game-changers.

The Metris WORKER is the line of vans that's as focused on your bottom line as you are. Without compromising any of the core values of a Mercedes-Benz Van, Metris WORKER Cargo and Passenger Vans offer a streamlined selection of packages and options. With a low total cost of operation and the advanced safety features you'd expect from Mercedes-Benz, Metris WORKER Vans bring an entirely new level of efficiency and value to your vehicles.

Numbers don't lie. The Metris WORKER Cargo Van's payload, cargo volume, and horsepower prove that you can get big-time capabilities and affordability in one van. It's just the right size to get the job done, and with three optional packages: Convenience, Utility, and Mercedes PRO connect, ordering a Metris WORKER Cargo Van has never been easier. Options that work, at a price that works for you. The Metris WORKER Cargo Van. It's all business.

### SPECIFICATIONS



All measurements in inches. All width measurements include mirrors.  
See page 27 for a complete listing of models and specifications.

Limitations in standard and optional equipment—see your dealer for details.

### METRIS WORKER CARGO QUICK FACTS

- MAXIMUM PAYLOAD:** 2,425 lbs.
- MAXIMUM TOWING CAPACITY:** 5,000 lbs.<sup>1)</sup>
- CARGO VOLUME:** 183 cu. ft.
- ENTERTAINMENT:** USB, AUX, Bluetooth®, 5.8" color screen
- SEATING CAPACITY:** Up to two
- ENGINE:** 2.0L 4-cylinder turbocharged Direct Injection gasoline
- TRANSMISSION:** 7G-TRONIC Plus Automatic Transmission

## Comfort for your passengers. A comfortable low cost of operation for you.

The Metris WORKER Passenger Van delivers comfort, safety, and reliability—all while coming in under budget. The spacious seating area gives up to seven passengers plenty of shoulder and legroom, while the ample storage area can handle their luggage with ease. To meet your specific requirements, the Metris WORKER Passenger Van offers the flexibility of four easy optional packages: Convenience, Appearance, Comfort, and Mercedes PRO connect. No matter where you're sitting, the Metris WORKER Passenger Van makes sure no passenger takes a back seat.

### SPECIFICATIONS



All measurements in inches. All width measurements include mirrors.  
See page 28 for a complete listing of models and specifications.

Limitations in standard and optional equipment—see your dealer for details.

### METRIS WORKER PASSENGER QUICK FACTS

- MAXIMUM PAYLOAD:** 1,896 lbs.
- MAXIMUM TOWING CAPACITY:** 5,000 lbs.<sup>1)</sup>
- CARGO VOLUME:** 38 cu. ft.
- ENTERTAINMENT:** USB, AUX, Bluetooth®, 5.8" color screen
- SEATING CAPACITY:** Up to seven
- ENGINE:** 2.0L 4-cylinder turbocharged Direct Injection gasoline
- TRANSMISSION:** 7G-TRONIC Plus Automatic Transmission



CARGO

METRIS WORKER




PASSENGER




### 3 BUNDLES FOR EVERY CONNECTIVITY NEED


#### OPTIMIZED ASSISTANCE

-  Accident and Breakdown Management
- Emergency Call System<sup>13</sup>
- Software Updates<sup>14</sup>

#### EFFICIENT FLEET MANAGEMENT

-  Services Included:
  - Remote Control<sup>15</sup>
  - Vehicle Supervision<sup>16</sup>
  - Eco Monitor
  - Vehicle Operations<sup>17</sup>
  - Fleet Communication incl. Send2Car<sup>18</sup>
  - Digital Driver's Log<sup>19</sup>
  - Digital Trip Management
  - Theft Warning<sup>20</sup>
  - Drive Style Monitor

#### DATA INTERFACE MERCEDES-BENZ VANS

-  Services Included:
  - Vehicle Data Interface extended
  - Vehicle Data Interface light

### MERCEDES PRO CONNECT<sup>21</sup> IS MADE UP OF THE FOLLOWING ELEMENTS:

#### MERCEDES PRO CONNECT<sup>21</sup> APP — the direct line to the driver.

- Easily access valuable vehicle and job-related information
- Remote lock-unlock feature makes work more efficient

#### VEHICLE MANAGEMENT TOOL<sup>22</sup> — the control center.

- The fleet manager's customized hub of connectivity that provides a comprehensive overview of fleet resources
- Simplifying logistics and increasing productivity

#### COMMUNICATION MODULE<sup>23</sup> — optional in every new Metris.

This is the central point of contact that ensures the broadest range of connectivity, quickly transmitting data with the permanently installed 4G LTE SIM card.

### BENEFITS AT A GLANCE

#### FOR THE BUSINESS OWNER

- Increase overall business efficiency
- Ease of locating a stolen vehicle through the Vehicle Management Tool<sup>22</sup>, which shows the vehicle's current position
- Potential for a reduction in fuel consumption and, therefore, lower fuel costs

#### FOR THE DRIVER

- Effective assistance in case of an emergency
- Remotely lock and unlock the van via the App<sup>15</sup>, so the driver would not need to use his keys – making work more convenient

#### FOR THE FLEET MANAGER

- Integration into multi-brand vehicle management systems
- Clear overview of the fleet as each vehicle's information is clearly shown in the Vehicle Management Tool<sup>22</sup>
- Trips can be planned more efficiently, and at shorter notice, because the fleet manager has all the current data available at a glance



## MERCEDES PRO CONNECT

Available on the Metris, Mercedes PRO connect<sup>21</sup> is the first of several Mercedes PRO solutions. It works harder to make your job easier – intelligently connecting fleet managers, drivers, and vehicles to increase the efficiency and productivity of your company in the long run.

# MASTER UPFITTER

If you can imagine it, we can make it happen.

You have a concept in mind — let a Mercedes-Benz Vans MasterUpfitter build it for you. Our job is to customize a van that is ready to fit your ultimate upfitting needs. The “right size” concept of the Metris is a blank canvas on which you can create a design to meet your specific needs. Whether it’s a simple work van interior, a refrigerated farm-to-table van, or a wheelchair-accessible van, Mercedes-Benz Vans is making you mobile and taking your business to new places.

Qualified Upfitters adhere to the Upfitting Guidelines to become part of the Mercedes-Benz Vans MasterUpfitter network. These Upfitters are committed to the highest engineering standards and levels of customer satisfaction. Working with a MasterUpfitter gives you the flexibility to be creative and the assurance that Mercedes-Benz Vans is here to support your ideas.



MASTERUPFITTER

# MASTER SOLUTIONS™

A turnkey route to productivity.

You’re the expert in your trade, and your van is the tool with which to get the job done. MasterSolutions™ allows you to quickly configure your van and order directly via your Mercedes-Benz Vans dealer to get you exactly the van you want right when you need it, so you can concentrate on finishing the job.

MasterSolutions™ providers Auto Truck, Knapheide, and Driverge bring you a portfolio of turnkey solutions for your vocation — anything from Sortimo or Ranger shelving to refrigeration or even transportation of people at a preferred price. These preconfigured solutions from industry-leading manufacturers are customized to fit your Mercedes-Benz Van. The ordering process is streamlined, and installation is simple: all MasterSolutions™ can be fitted directly as Ship-Thru, ensuring seamless integration, quick delivery, and consistent quality.

For more details and to configure your upfit, visit [www.mbvans.com/sprinter/discover/upfitters-and-upfit-solutions](http://www.mbvans.com/sprinter/discover/upfitters-and-upfit-solutions)



Example of MasterSolution™ provided by **Sortimo** By **KNAPHEIDE**

MASTERSOLUTIONS™

Through Mercedes-Benz Financial Services, we offer a variety of financing products and solutions with flexible benefits tailored specifically to meet the needs of your business.<sup>25</sup>

For more information, visit [www.mbvans.com/sprinter/shopping-tools/finance-solutions](http://www.mbvans.com/sprinter/shopping-tools/finance-solutions)

**Retail Loan**

These simple-interest, fixed-payment packages lock in interest rates and can include van and upfit equipment, as well as aftermarket products, in one contract.



**FMV Lease**

A closed-end lease agreement is also known as a “walkaway lease,” since the lessee can simply turn in the vehicle and walk away at lease maturity after meeting all contractual obligations, subject to certain return conditions and mileage restrictions.

**TRAC Lease<sup>26</sup>**

A Terminal Rental Adjustment Clause (TRAC) lease<sup>26</sup> doesn’t require any acquisition fee, up-front payment, or excess mileage charges, and lease payments may be expensed against income. Owners are responsible for the residual value of the vehicle.


**Taking care of you, so you can take care of business.**

VanCARE is a promise to our customers to deliver genuine parts, superior service, and unparalleled commitment to getting you back on the road as quickly as possible. We know that for you it isn’t a van – it’s a tool you need to make a living.




**ServiceCARE – Service Solutions Built For You**


Whether it’s a maintenance service, unexpected warranty work, or now a wear and tear repair, our ServiceCARE products are customized solutions for you. You can now focus on your business with your vehicles always in top shape, minimizing your downtime and maximizing your financial cost control.

- 
**Complete**  
*The all-inclusive service package.*

Service
 Repair
 Wear & Tear

If you require comprehensive additional protection for your van, look no further than our Complete product. This package covers all workshop work, including wear and tear repairs. The vehicle is ready for action when you need it, and you keep costs safely under control.
- 
**Extended Limited Warranty (ELW)**  
*More warranty. More certainty.*

Service
 Repair
 Wear & Tear

The Extended Limited Warranty product offers you greater coverage for mechanical, electrical, and electronic components. It protects you against unforeseen repair costs and, without any deductibles, you get the benefit of predictable and attractive conditions.
- 
**Maintenance (PPM)**  
*Keeping your van in top shape.*

Service
 Repair
 Wear & Tear

Regular and accurate checking of the most important vehicle parts and functions ensures that your van continues to deliver outstanding performance and reliability. Maintenance prevents unnecessary repair costs and keeps downtime minimal.



Term
3 years / 60k / 4 services
4 years / 80k / 5 services
5 years / 100k / 6 services

Term
5 years / 100,000 miles
6 years / 120,000 miles
7 years / 140,000 miles

Term
2 services / 3 years
4 services / 5 years
6 services / 7 years

**ROADSIDE ASSISTANCE<sup>27</sup>**

All Mercedes-Benz Vans come standard with our 24-hour Roadside Assistance Program<sup>27</sup> and expert advice 24/7 through the Mercedes-Benz Customer Assistance Center, providing you peace of mind and help when you need it most.



**FINANCE SOLUTIONS**

**SERVICE & MAINTENANCE**

# METRIS SPECIFICATIONS



## POWERTRAINS

Configuration	DOHC
Fuel injection	Direct fuel injection
Induction system	Direct gasoline injection
Cylinders	Four
Cylinder heads	Aluminum
Block material	Aluminum
Bore/stroke	3.27" x 3.62"
Compression ratio	10.3
Transmission	7G-TRONIC Plus Automatic Transmission
Horsepower @ rpm	208 hp @ 5,500 rpm
Torque lb-ft @ rpm	258 lb-ft @ 1,250-4,000 rpm
Recommended fuel	Octane rating 91 required
Fuel – estimated combined EPA rating	22 mpg (Cargo), 21 mpg (Passenger) <sup>1</sup>
Fuel tank capacity	18.49 gal



METRIS CARGO

METRIS PASSENGER



METRIS WORKER CARGO

METRIS WORKER PASSENGER

## STANDARD FEATURES OVERVIEW (APPLIES TO ALL MODELS)

### MECHANICAL

- 2.0L 4-cylinder turbocharged Direct Injection gasoline engine
- 7G-TRONIC Plus Automatic Transmission
- Adjustable steering wheel with shift paddles
- AGM Battery: 12V 92Ah 850A
- All-season tires
- Alternator efficiency management
- Alternator, 14V/190A
- Axle ratio 3.46:1
- ECO Start/Stop function (not available in WORKER)
- Engine emissions LEV III ULEV70
- Electric booster for heating
- Pre-wiring Communication Module
- Speedometer, miles/km
- Tire pressure monitoring lamp
- Trailer Brake Controller Connection
- Trailer pre-wiring
- Washer fluid level warning light

### SEATING & INTERIOR

- Adjustable driver seat
- Adjustable front passenger seat
- Adjustable steering wheel (angle) with standard shift paddles
- Air conditioning, front
- Audio 15–AM/FM radio, USB, AUX, Bluetooth®, 5.8" color screen
- Audio system speakers
- Cupholders, two center console
- Cupholders, two dashtop
- Heat-insulating glass
- Lockable glove compartment
- Rearview camera with dynamic lights (RVC)
- Tunja Black Fabric

### EXTERIOR

- 6.5 J X 17 steel wheels
- Aspherical mirror, passenger side
- Automatic headlamps
- Sliding door, passenger side
- Spare wheel with jack & tool kit

### SAFETY & SECURITY

- Airbag, driver front<sup>4</sup>
- Airbag, passenger front<sup>4</sup>
- Airbag, side thorax-pelvis, driver<sup>4</sup>
- Airbag, side thorax-pelvis, passenger<sup>4</sup>
- Airbag, window, front row<sup>4</sup>
- ATTENTION ASSIST<sup>2,3</sup>
- Automatic passenger airbag deactivation<sup>4</sup>
- Crosswind Assist<sup>4</sup>
- Hill-Start Assist
- Load-Adaptive Electronic Stability Program (ESP)<sup>2</sup>
- Seat belt reminder for driver/passenger

# METRIS CARGO & WORKER CARGO

## STANDARD FEATURES FOR ALL METRIS MODELS

### MECHANICAL

- Alternator, 14V/175A (WORKER), 190A (Cargo)
- ECO Start/Stop function (not available on WORKER)
- Power front window with pinch protection
- Standard suspension

### INTERIOR

- Wood floor with six D-rings<sup>28</sup> (Cargo Van only / not standard on WORKER model)

### EXTERIOR

- Rear doors, opening 270° (not available for WORKER)

## OPTIONAL FEATURES FOR METRIS CARGO ONLY

### MECHANICAL

- Cruise control
- Parametric Special Module (PSM)
- PARKTRONIC with Active Parking Assist

### SEATING & INTERIOR

- Automatic climate control
- Becker® MAP PILOT® Navigation System
- Bodybuilder connector under driver seat
- Cargo lashing rails, floors, plus four anchors<sup>29</sup>
- Cargo lashing rails, waistline<sup>28</sup>
- Cargo straps, D-rings<sup>28</sup>
- Cigarette lighter & ashtray, front
- Full height plastic paneling
- Interior rearview mirror
- LED light strip in rear compartment
- Partition with through-loading
- Partition with window, grab handle & through-loading
- Pre-installation Becker® MAP PILOT® Navigation System
- Remote opening/closing of windows
- Storage tray, lower console
- Two additional master keys
- Waist-level composite paneling in cargo area
- Warm/cool air duct to rear compartment

### EXTERIOR

- 5-spoke light-alloy wheels
- 5-twin-spoke light-alloy wheels
- 20-spoke light-alloy wheels
- 2nd row, fixed window, driver-side sliding door
- 2nd row, fixed window, passenger-side sliding door
- 135" wheelbase
- Black tinting (80%) for rear windows
- Bumpers painted color of vehicle
- Bumpers primed for painting
- Chrome grille
- Full wheel cover
- Heated and electrically adjustable exterior mirrors
- Heated windows, rear doors and wipers/washers
- Lift-up tailgate with premium trim
- Rear doors, opening 180°
- Roof rails, black
- Sliding door, driver side
- Trailer hitch, 5,000-lb. capacity<sup>31</sup>

### SAFETY & SECURITY

- Anti-theft alarm system
- Backup alarm
- First aid kit
- Rain sensor

## OPTIONAL PACKAGES

### CARGO MODEL

- Additional Battery Package
- Blind Spot Assist Package<sup>5</sup>
- Cargo Protection Package
- Cold Weather Package
- Driver Comfort Package
- Driver Efficiency Package
- Electrically Adjustable Front Seats Package
- Front Cabin Lighting Package
- Mercedes PRO Connectivity Package
- Multifunction Steering/Premium Display Pkg.
- Premium Safety Package
- Safety Package
- Refrigeration Prep Package

### WORKER CARGO MODEL

- Convenience Package
- Utility Package
- Mercedes PRO Connectivity Package



## TECHNICAL SPECIFICATIONS

## METRIS CARGO & WORKER CARGO DIMENSIONS

	126" (Standard WB)	135" (Long WB)
Roof height	75.2"	75.2"
Roof height with rails	77.1"	77.1"
Passenger capacity	Two	Two
Rows of seats	One	One

### EXTERIOR

Wheelbase	126"	135"
Length	202.4"	211.4"
Width – excluding mirrors	75.9"	75.9"
Width – including mirrors	88.3"	88.3"
Front overhang	35.3"	35.2"
Rear overhang	41.1"	41.1"
Load height (curb)	22"	22"
Side-door opening height	49.3"	49.3"
Side-door opening width – sliding	37.8"	37.8"
Rear cargo door opening height	49.6"	49.6"
Rear cargo door opening width	54.8"	54.8"
Turning diameter (curb-to-curb)	36.4'	38.7'

### INTERIOR

Headroom	39.6"	39.6"
Legroom	35.8"	35.8"
Cargo length, with thru-loading partition	111.5"	120.5"
Cargo length, without partition	105.4"	114.5"
Cargo width between wheelhouses	50"	50"
Cargo height, maximum	55"	55"

### CARGO CAPACITY

Cargo volume behind 1st row (cu. ft.)	183	199
Maximum roof load (lbs.)	331	331

### MAXIMUM CAPABILITIES

Payload (lbs.)	2,425	2,370
Maximum towing (lbs.) <sup>31</sup>	5,000	5,000
GVWR (lbs.)	6,614	6,614
GCWR	11,614	11,614

Standalone optional features not available for WORKER model. For a complete listing of features included in each package, build your van at MBVans.com.

## METRIS PASSENGER & WORKER PASSENGER

### STANDARD FEATURES

#### MECHANICAL

- 14V/190A alternator
- Active retainer for sliding door
- ATTENTION ASSIST<sup>®3</sup>
- Automatic headlamps
- Bodybuilder connector under driver seat
- Crosswind Assist<sup>1</sup>
- ECO Start/Stop function (not available on WORKER)
- Heat insulating glass
- Passenger Van suspension
- Remote opening/closing of windows

#### SEATING

- 2nd row seats, 2-place removable
- 3rd row seats, 3-place removable
- Grab handles in headliner, 2nd & 3rd rows
- Premium rear interior trim with armrests
- Rear-seat floor pockets with quick release

#### INTERIOR

- 12V outlets for rear seat row, right & left
- Air conditioning, rear
- Airbag, window, all rows<sup>4</sup>
- Assist handle, B-pillar
- Audio system speakers, four rear
- Child safety lock, sliding door
- Interior rearview mirror
- Plastic floor covering in rear compartment
- Roof trim
- Two detachable cupholders, 3rd row armrests
- Two overhead interior lights in rear
- Warm/cool air duct to rear compartment

#### EXTERIOR

- 2nd row fixed window, driver side sliding door
- 2nd row fixed window, passenger side sliding door
- 3rd row fixed window, rear sidewalls
- Black tinting, 80% for rear windows
- Heated back panel/window (WORKER Passenger only)
- Heated windows, rear doors & wipers/washers (not available on WORKER Passenger)
- Rear doors, opening 180°
- Retainer for sliding door
- Sliding door, driver side
- Trim, hardboard, rear hinged doors

### OPTIONAL FEATURES\*

#### MECHANICAL

- Comfort Suspension
- Cruise control
- Parametric Special Module (PSM)
- PARKTRONIC with Active Parking Assist

#### SEATING & INTERIOR

- 3rd row deletion
- Additional seat, 2nd row, folding curbside (creating 8-seat van)
- Automatic climate control
- Becker<sup>®</sup> MAP PILOT<sup>®</sup> Navigation System
- Carpeting, rear
- Cigarette lighter & ashtray, front
- Luggage net, floor to ceiling (B- or C-pillar)
- Pre-installation Becker<sup>®</sup> MAP PILOT<sup>®</sup> Navigation System
- Premium overhead control panel
- Storage tray, lower console
- Two additional master keys

#### EXTERIOR

- 5-spoke light-alloy wheels
- 5-twin-spoke light-alloy wheels
- 20-spoke light-alloy wheels
- Bumpers, painted color of vehicle
- Bumpers primed for painting
- Courtesy light for tailgate
- Full wheel cover
- Heated & electrically adjustable exterior mirrors
- Premium trim, rear hinged doors
- Roof rails, black
- Single flip-up tailgate with premium trim
- Trailer hitch, 5,000-lb. capacity<sup>11</sup>

#### SAFETY & SECURITY

- Anti-theft alarm system
- Backup alarm
- First aid kit
- Rain sensor

### OPTIONAL PACKAGES

#### PASSENGER MODEL

- Additional Battery Package
- Blind Spot Assist Package<sup>5</sup>
- Cold Weather Package
- Driver Comfort Package
- Driver Efficiency Package
- Electrically Adjustable Front Seats Package
- Electric Sliding Door Package
- Enhanced Air Conditioning Package
- Mercedes PRO Connectivity Package
- Multifunction Steering/Premium Display Package
- Premium Exterior Package
- Premium Interior Package
- Premium Safety Package
- Premium Safety with PARKTRONIC Package

#### WORKER PASSENGER MODEL

- Appearance Package
- Mercedes PRO Connectivity Package
- Comfort Package
- Convenience Package



### TECHNICAL SPECIFICATIONS

Roof height	74.4"
Roof height with rails	76.3"
Passenger capacity	Up to 8
Rows of seats	Three

#### EXTERIOR

Wheelbase	126"
Length	202.4"
Width - excluding mirrors	75.9"
Width - including mirrors	88.3"
Front overhang	35.3"
Rear overhang	41.1"
Load height (curb)	21.6"
Side-door opening height	49"
Side-door opening width - sliding	35.5"
Rear cargo door opening height	48"
Rear cargo door opening width	50"
Turning diameter (curb-to-curb)	36.4'

#### INTERIOR

Headroom	39.6" (1st row) • 41.4" (2nd row) • 40.5" (3rd row)
Shoulder room	64.9" (2nd row) • 61.2" (3rd row)
Hip room	65.5" (2nd row) • 56.0" (3rd row)
Legroom	35.8" (1st row) • 35.8" (2nd row) • 35.8" (3rd row)
Cargo length, front (at floor)	27.5"
Cargo width between wheelhouses	47.4"
Cargo height, maximum	52.4"

#### CARGO CAPACITY

Cargo volume behind 1st row (cu. ft.)	97.3 (2nd row) • 38 (3rd row)
Maximum roof load (lbs.)	331

#### MAXIMUM CAPABILITIES

Payload (lbs.)	1,896
Maximum towing (lbs.) <sup>11</sup>	5,000
GVWR (lbs.)	6,614
GCWR	11,614

\* Standalone optional features not available for WORKER model. For a complete listing of features included in each package, build your van at MBVans.com.

### METRIS EXTERIOR & INTERIOR

#### EXTERIOR:

##### NON-METALLIC



147 - Arctic White



701 - Pebble Gray



580 - Granite Green



589 - Jupiter Red



389 - Steel Blue

##### PREMIUM NON-METALLIC



610 - Navy Blue



040 - Jet Black

#### EXTERIOR:

##### METALLIC



134 - Mountain Crystal White Metallic (Passenger Van only)



744 - Brilliant Silver Metallic



992 - Selenite Grey Metallic



334 - Hyacinth Red Metallic



890 - Cavansite Blue Metallic




831 - Graphite Grey Metallic




197 - Obsidian Black Metallic

#### INTERIOR



VY2 - Tunja Black Fabric



VU9 - Black Leatherette

#### ACCESSORIES HIGHLIGHTS

- All-season floor mats
- Cargo area tray
- Floor mat trays
- Mud flaps
- Roof box
- Roof rack basic carrier
- Standard crossbars
- Trailer hitch
- Wind deflectors for front windows, set

Contact dealer for full list of accessories.

## ENDNOTES

1. Crosswind Assist can engage automatically when sensing dangerous wind gusts at highway speeds exceeding 50 mph. Performance is limited by wind severity and available traction, which snow, ice, and other conditions can affect. Always drive carefully, consistent with conditions.
2. No system, regardless of how advanced, can overcome the laws of physics or correct careless driving. Please always wear your seat belt. Performance is limited by available traction, which snow, ice, and other conditions can affect. Always drive carefully, consistent with conditions. Best performance in snow is obtained with winter tires.
3. Driving while drowsy or distracted is dangerous and must be avoided. ATTENTION ASSIST® may be insufficient to alert a fatigued or distracted driver and cannot be relied on to avoid an accident or serious injury.
4. Warning: the forces of a deploying airbag can cause serious or fatal injuries to a child under age 13. The safest seating position for your child is in a rear seat, belted into an appropriate, properly installed child seat, or correctly wearing a seat belt if too large for a child seat. See Operator's Manual for additional warnings and information on airbags, seat belts, and child seats.
5. Blind Spot Assist may not be sufficient to avoid all accidents involving vehicles in your blind spot and does not estimate the speed of approaching vehicles. It should not be used as a sole substitute for driver awareness and checking of surrounding traffic conditions.
6. Lane Keeping Assist may be insufficient to alert a fatigued or distracted driver of lane drift and cannot be relied on to avoid an accident or serious injury.
7. COLLISION PREVENTION ASSIST may not be sufficient to avoid an accident. It does not react to certain stationary objects, nor recognize or predict the curvature and/or lane layout of the road or every movement of vehicles ahead. It is the driver's responsibility at all times to be attentive to traffic and road conditions, and to provide the steering, braking, and other driving inputs necessary to retain control of the vehicle. Drivers are cautioned not to wait for the system's alerts before braking, as that may not afford sufficient time and distance to brake safely.
8. Rearview camera does not audibly notify driver of nearby objects and is not a substitute for actively checking around the vehicle for any obstacles or people. Images displayed may be limited by camera field of view, weather, lighting conditions, and the presence of dirt, ice, or snow on the camera.
9. Mileage represented is with available ECO Start/Stop operating. Please see your dealer. Compare the estimated mpg by the EPA estimated mpg rating of other vehicles. Please see [www.fueleconomy.gov](http://www.fueleconomy.gov) for details. You may get different mileage depending on how fast you drive, weather conditions, and trip length. Your actual combined mileage will probably be less than the combined estimate. Please be advised that 91 Octane premium gasoline was used for fuel economy testing and fuel economy certification.
10. Driver is responsible for monitoring fluid levels and tire pressure between service visits. See Maintenance Booklet for details.
11. There are numerous legal requirements concerning the towing of a trailer, e.g., speed restrictions. Many states require a separate functional braking system for your trailer once a certain weight limit is exceeded. For reasons of safety, it is recommended that all trailers use a separate functional braking system. Make sure your vehicle/trailer combination complies with local laws. This not only means where you live, but also anywhere you are driving to. Information on this can be obtained from the police and local authorities. Observe the following when towing a trailer: practice driving around bends, stopping, and backing up at a place where there is no traffic.
12. Based on 61 sheets of 1/2-inch thick 4' x 8' sheets of lightweight drywall.
13. When the Emergency Call System is triggered, the following data are automatically transmitted: vehicle identification number, GPS position, direction of travel, time of the emergency call, language setting, and number of occupants in the cab. The Emergency Call System is activated from the moment the vehicle is delivered to the customer following a sale. No separate terms of use have to be accepted. The Communication Module for Digital Services and the emergency call button are necessary for use of the Emergency Call System service.
14. Update times, content, and installation times can vary. These are activated when the vehicle is delivered. Updates to the Communication Module (LTE) are automatic, as otherwise certain applications might no longer work. You can access the current status of the software versions in your vehicle via the Mercedes PRO Portal.
15. The Remote Control function via the Mercedes PRO connect App makes it possible for you to view the status of the doors and windows. The driver is also able to unlock the vehicle using a code via the Mercedes PRO connect App and also check the status of and operate the auxiliary heater. This function is only available in conjunction with an optional auxiliary heater (hot-water heater).
16. The available data can vary according to the vehicle model. The tire pressure can only be shown on certain model configurations. Display of the AdBlue® level is only available in conjunction with the optional SCR Generation 3 emissions control and only available with diesel models.
17. To safeguard the driver's privacy, he/she can switch off the vehicle tracking function via the Mercedes PRO connect App when making private journeys or traveling to and from work.
18. Messages from all drivers are visible to the fleet manager. Using the Vehicle Management Tool, he/she can, in turn, contact any driver individually with a message. If the Send2Car function is included in the subscription, a POI can be sent directly to the vehicle's navigation system. The Vehicle Operations service is additionally required to send POIs directly from the Vehicle Management Tool.
19. If you wish to use the Digital Driver's Log for your tax documentation, be sure to verify in advance whether the form and the information provided meets the fiscal requirements of your local tax authority. It provides three categories in which to categorize journeys: business journey, private journey, or commute.
20. The Theft Warning is shown in the chosen communication channel if the vehicle crosses preset geofences in a certain time period or if the optional Security alarm with interior motion sensor system sounds the alarm. Only in conjunction with the optional Security alarm with interior motion sensor.
21. In order to prevent distracted driving, the use of the Mercedes PRO connect App is not permitted while operating a motor vehicle. If used while operating a motor vehicle, there is an increased risk of endangering oneself and others. Please follow your local laws and restrictions.
22. After the Mercedes PRO connect go-live in the Metris, there will be a Vehicle Management Tool for the factory equipped solution and Communication Module.
23. The availability of services in addition to the integrated Communication Module depends on the network coverage of the mobile network provider. The Communication Module (LTE) is not available in the US Virgin Islands or Puerto Rico.
24. MasterSolutions™ program vehicles are custom, special-order only vehicles modified by the MasterSolutions™ provider of your choice. Although the MBUSA warranty does not apply to the modifications, separate warranties offered by the MasterSolutions™ provider may apply. Details are available from your local dealer.
25. Actual rates, terms, down payment, and program eligibility will be determined by the Mercedes-Benz Financial Services Credit Team based upon the creditworthiness of the customer.
26. TRAC leases are limited to motor vehicles leased to businesses and used at least 50% of the time for business purposes. Consult your tax or financial advisor for tax and accounting treatments.
27. The Mercedes-Benz Vans Roadside Assistance Program is available for vehicles covered under warranty and includes such services as towing, jump-start in the event of a dead battery, and assistance with the installation of a spare tire. Service charges apply for out-of-warranty vehicles.
28. Unsecured cargo can become hazardous in a collision. Always secure cargo.

©2019 Mercedes-Benz USA, LLC, One Mercedes-Benz Drive, Sandy Springs, GA 30328 1-877-762-8267

All illustrations and specifications contained in this brochure are based on the latest product information available at the time of publication. Volume measurements are according to SAE J1100. Mercedes-Benz reserves the right to make changes at any time, without notice, to colors, materials, equipment, specifications, and models. Any variations in colors shown are due to reproduction variations of the printing process. Illustrations may include test situations. Some vehicles may be shown with non-U.S. equipment. Some vehicles are shown with optional equipment available at extra cost. Some optional equipment may not be available individually and/or on all models.

For current information regarding the range of models, standard features, optional equipment, and/or colors available in the U.S. and their pricing, please contact your nearest authorized Mercedes-Benz Vans dealer. All rights reserved. MY18 Metris is the 2018 ALG Residual Value Award winner in the Midsize Commercial Van segment. ALG is the industry benchmark for residual values and depreciation data, [www.alg.com](http://www.alg.com). Bluetooth® is a registered trademark of Bluetooth SIG, Inc.

[www.MBVans.com](http://www.MBVans.com)

SMB-20-1046 Printed in U.S.A.

# Mercedes-Benz

Vans. Born to run.

