


 **MERCURY SABLE**

**'86**





**1986 Mercury Sable.**  
Designed to reshape  
the way you think  
about contemporary  
automobiles.

The new Mercury Sable is a sophisticated shape that blends contemporary style and efficient performance in the manner of a great European road car.

Sable, shown here in a Medium Regatta Blue Clearcoat Metallic LS model, is equipped with front-wheel drive to provide good traction over a wide variety of weather and road conditions.

And Sable has a fully independent suspension to help it deliver a smooth, comfortable ride.

Power-assisted rack-and-pinion steering delivers precise driver control, and power-assisted front disc and rear drum brakes provide impressive stopping power.

Sable's powertrains are equally impressive. A 2.5-liter four-cylinder engine or an all-new 3.0-liter V-6 engine with an advanced four-speed automatic overdrive trans-axle are offered.

And the Sable, available in GS and LS models, can provide luxurious interior accommodation for up to six persons.

The new 1986 Mercury Sable. Its striking contemporary styling, responsive powerplants, spacious interior and confident ride make it the shape you'll want to be in.

Some features shown may be optional.  
See your Lincoln-Mercury dealer for details.



A great road car that just happens to be a station wagon.

The 1986 Sable wagon – the perfect car for people who never dreamed they'd want a station wagon.

Shown here in a Driftwood Clearcoat Metallic LS model, the Sable wagon's aerodynamic efficiency, as with the sedan, translates to better handling and a quiet, comfortable interior.

Handling and ride comfort on the Sable wagon also are enhanced by the independent rear suspension, designed specially for the wagon.

Additionally, the Sable wagon is equipped with a rear stabilizer bar to further improve handling and deliver a sedan-like ride quality. The wagon's rear suspension was designed to provide maximum handling capability along with a roomy cargo area.

And cargo area is something the Sable wagon has plenty of. With the rear seatbacks folded down, it can hold 81 cubic feet\* of luggage, groceries or sports equipment.

Sable wagon. Its style, space and sedan-like ride clearly make it a superior car. Even for people who ordinarily don't like wagons.

\*Based on 1986 MVMA Passenger Car Specifications.

Some features shown may be optional. See your Lincoln-Mercury dealer for details.

**In the Mercury Sable, comfort means control, not complacency.**

The new Mercury Sable was designed with the notion that a comfortable driver is a driver more completely in control.

To reinforce that notion, the front seats are specially designed to help the driver and front seat pas-

senger remain comfortable, even over long distances.

Sable's driver seat is designed to give a "command seating position."

All controls can be reached without the driver having to lift his or her back from the seat.

Most switches are designed with contoured buttons with a raised

bump for "on" and a depressed contour for "off" positions.

This touch-coded system provides a tactile communication of the controls, permitting the driver to keep his or her eyes focused firmly on the road.

Other features in the Mercury Sable are designed for maximum

comfort and efficiency as well.

The optional electronic instrument panel available with Sable, shown below at left, presents readouts in legible digital displays.

A standard four-speaker sound system with two rear speakers, middle below, adds to Sable's driving pleasure.

Sable provides a storage box built into the rear parcel tray for a first aid kit or other travel necessities, bottom at left.

And Sable's door handles, shown on top at far right, were designed for ease of use, even for persons with long nails or thick fingers.

The Sable wagon offers some

very special features of its own.

Witness the ample dimensions of the Sable wagon's rear cargo compartment, shown below.


And Sable's 60/40 rear seat, shown at bottom right, allows you to carry two people in the rear seat and still haul long or bulky items.


The Sable wagon also offers

some fun options, like the fold-out picnic table/tray shown in the middle at right.

The 1986 Mercury Sable. Its comfort and convenience are the result of logic that can be felt.

Some features shown may be optional. See your Lincoln-Mercury dealer for details.





 **MERCURY.** The shape you want to be in.

LINCOLN-MERCURY DIVISION 

LITHO IN USA (100M) B-85 FORM NO. C-9036