




1995
MERCURY
SABLE





WHY FOLLOW THE
LEADER WHEN YOU CAN
DRIVE IT?

Few cars have enjoyed the success of the Mercury Sable. Its design leadership has set standards for an entire generation of cars. Sable has established a reputation for exceptional value as well. And it's been at the forefront in safety technology, being



Sable LTS shown in Silver Frost Clearcoat Metallic. Some features may be optional.

the first car in its class to offer standard dual air bags and ABS brakes. Combined with the smooth power of its V-6 and the many amenities you expect in a Mercury, it is no wonder the Sable remains at the top of its class.



Sable LS shown in Electric Red Clearcoat Metallic.

THE SABLE
THAT'S READY,
WILLING AND ABLE.



The stunning Sable Wagon continues to elicit praise for its contemporary styling. No other car combines style and versatility as well as this wagon. Whether hauling groceries or taking the family to the cottage, the Sable Wagon performs above and beyond anything else on the road.



Sable LS Wagon shown in Deep Jewel Green Clearcoat Metallic. Some features may be optional.



STYLE
AND COMFORT
COME STANDARD.

You'll find Sable has a strikingly spacious interior. No doubt, you will soon get used to the accommodating seats and armrests, the generous headroom and easily manageable controls. So lean back and enjoy an interior designed to leave you feeling as comfortable as possible.



Interior shown in Mocha with leather seating surfaces. Some features may be optional.

A close-up photograph of the driver's side interior of a Cadillac Sable. The steering wheel is the central focus, featuring the Cadillac logo in the center and 'SABLE' embossed on the lower part. The dashboard and center console are visible, showing various controls and buttons. The interior is finished in a light tan or beige color.

DRIVING SABLE IS A MOST SATISFYING EXPERIENCE.

Sable was one of the earliest cars to stress ergonomics. Its multitude of refinements over the years have resulted in the evolution of an interior which not only lets you drive with ease but also helps keep you comfortably in control. Advanced technological features include speed control, anti-lock brakes (ABS), and speed sensitive variable-assist power steering.



Interior shown in Mocha with leather seating surfaces. Some features may be optional.

MERCURY SABLE IS A REMARKABLE FEATURE STORY.

The Sable is famous for a multitude of functional features. And now it's earned even greater recognition as the midsize category winner of *Prevention* magazine's Safe Car Achievement Award. Sable was selected based on its proven safety record in on-road performance and actual government crash test results.

FUNCTIONAL FEATURES.



IMPROVED 3.0L V-6 ENGINE. Our engineers have made over 14 technological refinements to the V-6 engine to produce quieter, smoother performance.



EEC-IV. The Sable's engine computer continuously monitors every element of the engine and transmission system for reliable performance.



4-SPEED ELECTRONIC TRANSAXLE. A number of engineering refinements have been made to this advanced system for better wear and durability.



VARIABLE INTERMITTENT WIPERS. Another convenient touch to keep your attention on the road when weather conditions are unfavorable.



AUTOMATIC PARKING BRAKE RELEASE. The parking brake releases automatically while shifting out of park into forward gears.



FULL CENTER HORN SURFACE. No more frantic searches for the horn when you need it. The entire steering wheel surface operates the horn for safety and convenience.

SPEED-SENSITIVE VARIABLE-ASSIST POWER STEERING.

Delivers the appropriate amount of assistance when you need it. More on tight spots, like parking and slow turning; less on the open, faster road for better driver feel.



4-WHEEL INDEPENDENT SUSPENSION.

More technical infrastructure to assure you a sure-handling ride on all sorts of roads.



WAGON TAILGATE HATCH.

Once again, the Sable Wagon is at your service. With its rear lift hatch that separates to lift just the window, or the entire liftgate, depending on your load and how you want to store it.

SPACIOUS TRUNK.

What good is a well-appointed sedan without a sizable trunk? It makes getting things there as easy as getting there yourself.



See specification pages for feature availability.



SAFETY & SECURITY FEATURES.




DUAL AIR BAG SUPPLEMENTAL RESTRAINT SYSTEM.

The Sable was the first in its class to offer dual air bags as standard equipment, and Sable owners continue to enjoy the safety advantage. Always wear your safety belt.



BRAKE/SHIFT INTERLOCK.

Prevents the car from shifting out of parking gear without the driver's foot on the brake.



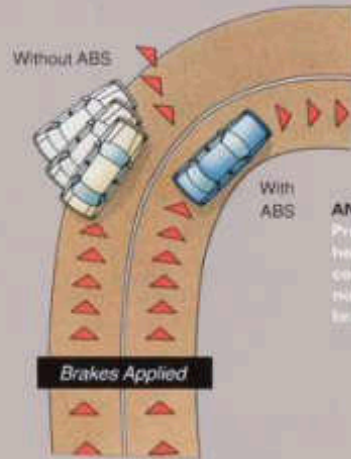
DOOR BEAMS. These steel reinforced beams reduce the likelihood of serious injury in the event of an unavoidable side impact.



CHILD-PROOF REAR DOOR LOCKS. Easily set by concerned parents, they are designed to prevent the little ones from opening doors when they're not supposed to.



WAGON REAR-WINDOW WIPER. Clears vision for safe driving in varying weather conditions.



ANTI-LOCK BRAKES. Prevents brake lockup and helps maintain steering control on slippery roads, no matter how hard the brake pedal is pressed.

FRONT AND REAR CRUMPLE ZONES. The Sable is designed so that entire sections of the car absorb kinetic energy in a collision before it reaches the passenger compartment.

FRONT CORNERING LAMPS. Activate with the turn signal for improved visibility when maneuvering around corners at night.

5-MPH BUMPERS. Sable's front and rear bumpers have been subjected to a 5-mph impact test to help prevent expensive damage in minor accidents.



SABLE SPECIFICATIONS.



DIMENSIONS (IN INCHES)	SEDAN	WAGON
Wheelbase	106.0	106.0
Overall length	192.2	193.0
Overall width	71.2	71.2
Overall height	54.1	55.5
Track	front 61.6/rear 60.5	front 61.6/rear 59.9
Headroom	front 38.3/rear 37.7	front 38.6/rear 38.1
Legroom	front 41.7/rear 37.1	front 41.7/rear 36.9
Shoulder room	front 57.5/rear 57.5	front 57.5/rear 57.5
Hiproom	front 54.8/rear 55.6	front 54.8/rear 57.0
ENGINES	STANDARD	OPTIONAL
Type	V-6 60 degree OHV	V-6 90 degree OHV w/balance shaft
Displacement	3.0 liters	3.8 liters
Horsepower (SAE net)	140 @ 4800 rpm	140 @ 3800 rpm
Torque (SAE net)	165 lbs-ft @ 3250 rpm	215 lbs-ft @ 2200 rpm
Fuel	16.0 gal., 18.4 gal. with optional extended-range tank	
Fuel delivery	Sequential electronic multi-port fuel injection	
Compression ratio	9.3:1	9.0:1
Engine control	EEC-IV, electronic engine control	
CAPACITIES	SEDAN	WAGON
Cargo volume (cu. ft.)	18.0	38.2/81.8 (seatback down)
Oil	4.5 qt. (w/filter)	4.5 qt. (w/filter)
Engine coolant	10 qt. on 3.0L V-6, 12.1 qt. on 3.8L V-6	
Curb weight	3,144 GS lbs	3,292 GS lbs
TRANSMISSION	Electronic automatic 4-speed transaxle with overdrive	
BRAKES	SEDAN	WAGON
Front	10.8-inch disc	10.8-inch disc
Rear	8.9-inch drum GS	9.8-inch drum GS
	10.1-inch disc LS, LTS	10.1-inch disc LS
Swept area	310.4 sq. in. GS	336.8 sq. in. GS
	376.4 sq. in. LS, LTS	376.4 sq. in. LS
Type	4-wheel hydraulic actuated with diagonal split	
STEERING	Speed-sensitive, variable-assist power rack and pinion	
SUSPENSION	Front—Independent MacPherson nitrogen gas-pressurized struts with coil springs, tension struts, stabilizer bar, lower control arm and cast knuckle	
	Rear—Sedan: Independent parallel four-bar arm design, nitrogen gas-pressurized struts, stabilizer bar, coil springs and two-piece cast spindle w/forged stem	
	Wagon—Independent short and long arm, nitrogen gas-pressurized shocks, stabilizer bar, variable-rate coil springs and a stamped tension strut with two-piece cast spindle w/forged stem	

* Not available with electronic instrument cluster.

** Deleted if compact disc player or individual bucket seats are ordered.

*** No-cost option.

† Colors available on LTS.

‡ Specific content is subject to change throughout model year. Consult your dealer for the most up-to-date information.

†† Not available on GS with individual bucket seats.

Based on official AAAA specifications.

For more information on available accessories see your Mercury dealer.

FUNCTIONAL FEATURES	GS Sedan	GS Wagon	LS Sedan	LS Wagon
Over-side air bag Supplemental Restraint System	S	S	S	S
Right front passenger side air bag Supplemental Restraint System	S	S	S	S
Child-proof rear door locks	S	S	S	S
Brake/shift interlock and audible brake wear sensors	S	S	S	S
Stainless steel extended-life exhaust system	S	S	S	S
Sound insulation package	S	S	S	S
Solar tint windshield/rear window glass	S	S	S	S
Side window defoggers	S	S	S	S
Interval windshield wipers	S	S	S	S
Warning lights for washer fluid, head/tailamp outage, low oil, door ajar			S	S
Load floor tie-down hooks		S		S
Cargo net			S	S
Electric rear window defroster	S	S	S	S
3-point lap/shoulder safety belts for front and rear outboard occupants	S	S	S	S
4-wheel disc anti-lock braking system	0	0	S	S
Rear wiper/washer		S		S
Heavy-duty suspension	0	0	0	0
Heavy-duty battery	0	0	0	0
Extended-range fuel tank (18.4 gal.)*	0		0	
EXTERIOR FEATURES				
5 mph impact bumpers front/rear	S	S	S	S
Dual power mirrors	S	S	S	S
Aero halogen headlamps	S	S	S	S
Lower door and rocker panel protective urethane coating	S	S		
Lower bodyside color-keyed cladding/protection			S	S
Aerodynamically styled roof rack		S		S
Remote keyless entry system	0	0	0	0
Multi-sport roof rack (ski, bicycle, watersport)	A	A	A	A
Front end cover	A	A	A	A
INTERIOR COMFORT AND CONVENIENCE FEATURES				
CPC-free air conditioner	S	S	S	S
Coin and cup holder trays**	S	S	S	S
Light group: Includes dual-beam dome light (except with moonroof), engine compartment light, instrument panel courtesy light and headlamps-on chime	0	0	S	S
Twin comfort seats with dual recliners	S	S	0***	S
Individual bucket seats with floor shift and console with cup holder	0***	0***	S	0***
Front-seat power lumbar supports			S	S
Rear seat center fold-down armrest	S		S	
60/40 split fold-down rear seat		S		S
Automatic parking brake release			S	S
Digital clock with dimming feature	S	S	S	S
Tilt steering column and speed-sensitive variable-assist power steering	S	S	S	S
Fully trimmed luggage compartment with light	S	S	S	S
Low fuel warning light	S	S	S	S



Midnight Red Clearcoat Metallic*

Champagne Clearcoat Metallic

Vibrant White Clearcoat*

Electric Red Clearcoat Metallic

Indigo Blue Clearcoat Metallic

Moonlight Blue Clearcoat Metallic

Light Evergreen Frost Clearcoat Metallic

Midnight Green Clearcoat Metallic

Silver Frost Clearcoat Metallic*

Deep Jewel Green Clearcoat Metallic*

INTERIOR COMFORT AND CONVENIENCE (CONTINUED)	GS SEDAN	GS WAGON	LS SEDAN	LS WAGON
Front door map pockets	S	S	S	S
Dual visor mirrors	S	S		
Dual illuminated visor mirrors			S	S
Integrated rear seat outboard head restraints	S		S	
Power windows	0	0	S	S
6-way power driver's seat	0	0	S	S
6-way power driver and passenger seats	0†	0†	0	0
Hands free cellular phone (available with twin comfort lounge seats only)	0	0	0	0
Electronic automatic temperature control			0	0
Leather seating surfaces			0	0
Leather wrapped steering wheel			0	0
Rear facing third seat		0		0
Fingertip speed control	0	0	0	0
Power lock group (includes door locks (on GS and LS) and fuel filler door and decklid/liftgate releases (on GS, standard on LS))	0	0	0	0
Power moonroof			0	0
Rear cargo area cover		0		0
Autolamp on/off delay system			0	0
Front and rear floor mats	0	0	0	0
Remote anti-theft system	A	A	A	A
SOUND SYSTEMS				
Instrument panel mounted radio control (seek, memory presets and volume)	S	S	S	S
Electronic AM/FM stereo radio with 4 speakers	S	S		
Electronic AM/FM stereo radio with cassette	0	0	S	S
High-Level audio system with AM/FM stereo radio with cassette, power amplifier and 80 total watts RMS			0	0
Digital compact disc player with music search, scan and shuffle features (requires High-Level audio system, replaces coin/cup holder tray)			0	0
Automatic power antenna			0	0
Trunk-mounted 10 disc CD changer with wired remote control	A	A	A	A
Mini-disc player	A	A	A	A
INSTRUMENTATION				
Analog instrumentation with speedometer, tachometer, engine coolant temperature gauge, fuel gauge and trip odometer	S	S	S	S
Electronic instrument cluster with speedometer, tachometer, engine coolant temperature gauge, fuel gauge, trip odometer, fuel/distance computer and Diagnostic Systems Scanner			0	0
WHEELS AND TIRES				
P205/65R15 black sidewall tires	S	S	S	S
15-inch deluxe wheel covers	S	S		
15-inch cast-aluminum wheels	0	0	S	S
Mini spare tire	S	S	S	S
Conventional size spare tire with black steel wheel	0	0	0	0

S Standard feature 0 Optional feature A Dealer-installed accessory

PREFERRED EQUIPMENT PACKAGES

To make ordering easy we've grouped certain options together into the Preferred Equipment Packages listed below. And priced them to offer sticker price savings over ordering these items individually!

	GS SERIES		LS SERIES	
	450A	461A	461A	462A
Fingertip speed control	*	*	*	*
Body-side paint stripe	*	*	*	*
Power side windows	*	*	S	S
Power lock group	*	*	*	*
Electronic AM/FM stereo radio with cassette		*	S	S
6-way power driver's seat		*	S	S
15-inch cast-aluminum wheels		*	S	S
Light group	*	*	S	S
Front and rear carpeted floor mats	*	*	*	*
Leather-wrapped steering wheel			*	*
Automatic power antenna			*	*
High-Level audio system AM/FM stereo cassette			*	*
Electronic automatic temperature control				*
Autolamp on/off delay system				*
Remote keyless entry system			*	*
Electronic instrument cluster				*

SABLE LTS

LTS comes equipped with Package 461A, upgraded front seats and the following — • Leather sport bucket seats • 6-way dual power seats • LTS body-side cladding • Leather-wrapped shift handle • Luxury pile carpeting • Unique cast aluminum wheels • Special LTS floor mats • Paint stripe delete

INTERIOR COLORS

Opal Grey* • Mocha* • Royal Blue • Evergreen

Option Availability: Options shown or described in this brochure are available at extra cost and may be offered only in combination with other options or subject to additional ordering requirements or limitations.

EPA Statement: 1995 EPA mileage estimates were unavailable when this publication was printed. Ask your Mercury dealer for the latest information.

PRODUCT CHANGES

Following publication of this brochure, certain changes in standard equipment, options, prices and the like, or product delays, may have occurred which would not be included in these pages. Your Mercury dealer is your best source for up-to-date information. Lincoln-Mercury Division reserves the right to change product specifications at any time without incurring obligations.

COMMITMENTS THAT TRAVEL WITH YOU.

ROADSIDE ASSISTANCE
Every Mercury includes the security of an emergency Roadside Assistance Program during the 3-year/36,000-mile bumper-to-bumper warranty period. Help is a toll-free call away 24 hours a day, anywhere in the fifty United States should you need any towing assistance, fuel delivery, tire change, a jump-start or even help when you've locked yourself out of your car. Ask your Mercury dealer for complete details on the Roadside Assistance Program and a copy of the limited warranty.

THE LEASING ALTERNATIVE

More and more people are choosing a Red Carpet Lease from Ford Credit as an alternative to buying a new Mercury. That's because a Red Carpet Lease allows a qualified customer to drive a brand-new Mercury more often for a lot less than you'd think. Which means you can afford to drive what you really want to drive. When you fulfill your lease, you can return the car and lease another brand-new vehicle all over again. Ask for the benefits of a Red Carpet Lease at your Mercury dealer.



It is our goal to bring you something better: better interior room and comfort, better ride and handling, better styling and performance. In short, fully equipped, more satisfying vehicles,

**WHAT MAKES
A MERCURY
A MERCURY.**

from the small yet satisfying Tracer to the versatile Villager. Cars and minivans that please both drivers and passengers. And today, of course, that goal of being better encompasses everything from advances in safety and technology,

to complete satisfaction with every aspect of the care you receive from your Mercury dealer. All of which give you a better idea of our goal when we say: "Mercury Better Believe it!"

Tracer



Mystique



Cougar XR7



Sable



Grand Marquis



Villager



 **MERCURY**



LITHO IN USA (561,000) 7-94 P-6029

Buckle up—-together we can save lives.

 **LINCOLN**
 **MERCURY**