

 Imagine yourself in a Mercury

1997 SABLE



# It's more

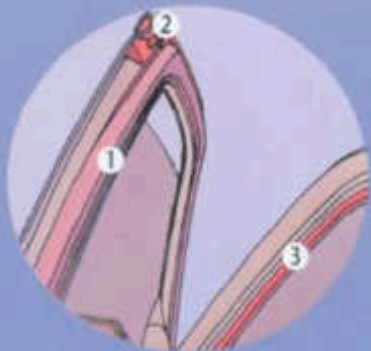
TAKE A SEAT IN THE 1997 MERCURY SABLE. AND ONE THING BECOMES CLEAR, THIS CAR JUST FEELS DIFFERENT. IT'S A CAR WHERE SUBSTANCE REIGNS SUPREME, DUE TO NUMEROUS DESIGN

# than a car,

AND MANUFACTURING ADVANCES SUCH AS A CROSS-CAR BEAM AND ONE-PIECE BODYSIDE STAMPING, IT'S REMARKABLY QUIET ON THE ROAD AND HAS A FIRM, SOLID FEEL.

# it's a feeling.

IN FACT, SABLE IS SO SOLID IT WILL LEAVE YOU WITH THE IMPRESSION IT WAS FORMED FROM A SINGLE PIECE OF STEEL. IT'S ALSO COMFORTING TO KNOW THIS SABLE HAS MORE INTERIOR ROOM THAN THE ORIGINAL.



Triple door seals reduce wind noise and water leaks.



Instrument panel cross-car beam produces a quieter, smoother ride, and better handling.

If you're looking for more room, you'll feel right at home in the Sable Wagon. It's the perfect size for taking kids to ball games, hauling material for weekend projects, or taking the family on vacation. It provides a generous 38.4 cu. ft. (rear seat up), 81.3 cu. ft. (rear seat folded) of cargo space. It's shown here with available leather seating surfaces which add extra comfort to an already comfortable car. (Cargo cover and cargo net shown are optional.)



A convenient tailgate hatch separates, so you can lift just the window or the entire liftgate depending on your needs and your load.

1. A rear compartment provides extra storage room and keeps items safely out of sight.



2. A convenient rear-facing third seat is available on Sable Wagon. It's designed to accommodate two children or you can fold it down for extra cargo space.



3. Hindsight is always 20/20 in your wagon when you use this rear-window wiper to clear the view in inclement weather.

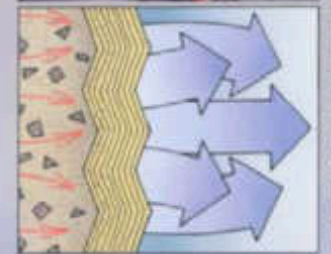
TAKE A CLOSE LOOK AT MERCURY SABLE, AND WE THINK YOU'LL BE VERY IMPRESSED, INDEED. FOR HERE YOU'LL FIND MANY AMENITIES THAT ELEVATE SABLE TO A HIGHER CLASS OF AUTOMOBILE. AVAILABLE DUAL POWER HEATED MIRRORS AND SOLAR TINT GLASS. LIGHTS ON LS MODELS AUTOMATICALLY TURN ON AT DUSK OR IN A TUNNEL. REAR-SEAT HEAT DUCTS INCLUDED EXPRESSLY FOR THE COMFORT OF REAR PASSENGERS. YOU'LL ALSO APPRECIATE THE LUXURY OF SPACE. TO SAY SABLE'S INTERIOR IS ROOMY IS AN UNDERSTATEMENT. FOR EXAMPLE, IT HAS MORE INTERIOR ROOM THAN TOYOTA CAMRY AND HONDA ACCORD. ALL IN ALL, THERE'S NEVER BEEN A MERCURY QUITE LIKE THIS BEFORE.



The passive anti-theft system uses a coded key to help protect your Sable LS from theft. If a non-encoded key is used or hot-wiring is attempted, the engine is disabled.



Extra long loads can be easily accommodated with Sable's 60/40 split-fold rear seat.



To help you breathe easier, a particulate air-filtration system filters out over 90% of dust and pollen particles larger than three microns.



Sable's air-conditioning system uses a CFC-free refrigerant that doesn't further deplete the ozone layer.



Different shape, same figure. Sable is available as a roomy GS sedan and a stylish GS wagon. The choice is yours. What's more, they're both offered at the same price.\* See your dealer for details.



# Safety

Front shoulder safety belt height adjusters provide a more comfortable fit. Now you can easily adjust them to suit your height.



Available anti-lock brakes help maintain steering control during hard braking, even on slippery road surfaces.



Sable's available central locking allows the driver to lock and unlock all doors from inside and outside the car.



Heavy gauge steel side door beams are mounted inside each door for additional protection.



Crash tests have shown that occupants who remain in their proper seating positions during a collision stand a better chance of avoiding serious injury. That's why Sable comes with seats designed to help prevent occupants from sliding forward under safety belts in a frontal crash.

Sable was the first car in its class to offer dual air bags as standard equipment, and it's nice to know they're still standard. Always wear your safety belt.

For an extra margin of safety, Sable Sedan provides a three-point safety belt for the rear center passenger.

# Options


A trunk-mounted 6-disc CD changer delivers crisp digital sound. It's controlled through the Integrated Control Panel.



Voice-activated cellular phone lets you dial a number by saying aloud the previously stored name of the person or firm you wish to call. Its memory holds 30 numbers and 20 can be accessed by voice.



There's nothing quite like the elegant feel of soft, supple leather seating surfaces. They're available in a choice of colors and raise your Sable to a higher level of luxury.



Bring the great outdoors indoors with an available power moonroof. Opens with the touch of an overhead tactile switch.



Rear air-conditioning ducts direct cold air to the back of the car. So now rear passengers can keep their cool when the days get warm. (Standard with 5-passenger seating.)



Audiophiles will appreciate the acoustic dynamics of this Mach Audio System. It comes with a cassette player. A CD changer is also available with this system. Controls are located on the Integrated Control Panel. This innovative feature is ergonomically designed and is significantly easier to use than ordinary instrument panels.



Lock and unlock doors and release the trunk from a distance with a Remote Keyless Entry system. Panic button sounds horn and flashes headlamps when activated.



This dealer-installed bike rack, used with the factory luggage rack, safely carries one bicycle. (Two bike racks pictured.) Bikes can be secured or removed in minutes.

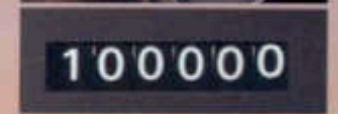


# Proof that engineering can be fun.

IF YOU FIND SABLE IMPRESSIVE STANDING STILL, WAIT UNTIL YOU TAKE IT FOR A SPIN. IT FEATURES A REMARKABLE RIDE AND SUPERIOR DRIVING DYNAMICS. SABLE GS IS POWERED



BY A 3.0L V-6 OHV VULCAN ENGINE WHILE LS MODELS SPORT A 3.0L 24-VALVE DOHC V-6 DURATEC ENGINE. BOTH ARE DESIGNED TO PERFORM FOR 100,000 MILES WITHOUT A SCHEDULED TUNE-UP.\* THEY'RE COUPLED WITH A 4-SPEED AUTOMATIC TRANSAXLE FOR SMOOTH, QUIET PERFORMANCE. MACPHERSON FRONT AND REAR GAS-PRESSURIZED HYDRAULIC STRUTS AND STABILIZER BARS ARE INCLUDED TO DELIVER



REMARKABLE WHEEL CONTROL WHEN CORNERING, BRAKING AND ACCELERATING. ONE-PIECE BODYSIDE STAMPING AND A CROSS-CAR BEAM CONTRIBUTE TO A SOLID ROAD FEEL. THIS IS A CAR DESIGNED FOR THOSE WHO TRULY LOVE TO FLEX THEIR AUTOMOTIVE MUSCLES. TEST DRIVE SABLE AND YOU'LL AGREE. ENGINEERING IS SOLIDLY BEHIND IT.

\*Under normal driving conditions with routine fluid/filter changes.

# Mercury Sable Specifications

ENGINES	GS	LS
Type	V-6 OHV 60"	V-6 DOHC 60"
	Volcan	Duratec 24-valve
Displacement	3.0 liters	3.0 liters
Horsepower (SAE net)	145 @ 5250 rpm	200 @ 5750 rpm
Torque (SAE net)	170 lbs.-ft. @ 3250 rpm	200 lbs.-ft. @ 4500 rpm
Fuel delivery	Sequential electronic multi-port fuel injection	Sequential electronic multi-port fuel injection
Compression ratio	9.17:1	10:1
Engine control	EECV Electronic Engine Control	EECV Electronic Engine Control

CAPACITIES	GS	LS
Fuel	16.1 gal.	16.1 gal.
Oil	4.5 qt. (w/filter)	5.5 qt. (w/filter)
Engine coolant	11.6 qt.	10.6 qt.

TRANSMILE	GS	LS
GS	electronic 4-speed automatic transaxle with overdrive	
LS	electronic fully non-synchronous 4-speed automatic transaxle with overdrive and overdrive lockout	

BRAKES	Sedan	Wagon
Front	10.8-inch disc	10.8-inch disc
Rear	8.9-inch drum	10.1-inch disc
Type	4-wheel hydraulic actuated with diagonal split	

STEERING	GS	LS
Variable-assist speed-sensitive power rack-and-pinion		

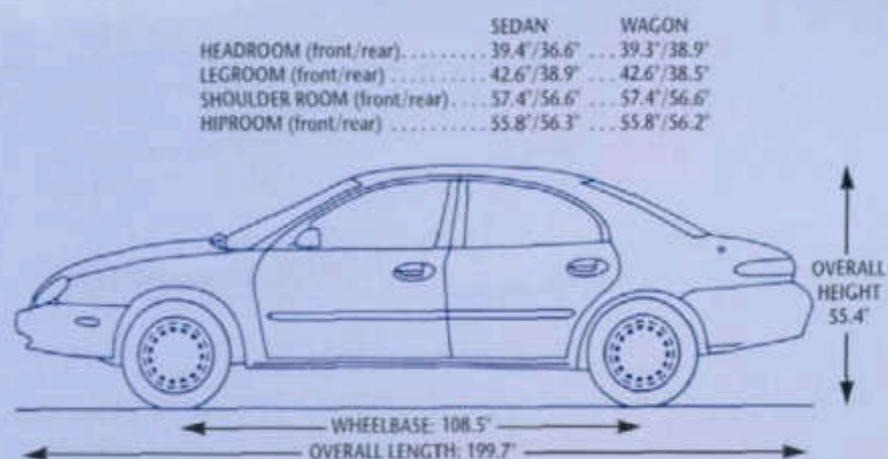
SUSPENSION	GS	LS
Front	Independent MacPherson front with gas-pressurized hydraulic struts and front stabilizer bar	
Rear	Independent MacPherson rear with gas-pressurized hydraulic struts and rear stabilizer bar	
Rear wagon	Independent short- and long-arm type with gas-pressurized hydraulic shock absorbers and progressive rate springs and rear stabilizer bar	

FUNCTIONAL FEATURES	GS SEDAN	GS WAGON	LS SEDAN	LS WAGON
Front and rear stabilizer bars	STD	STD	STD	STD
Dual air bag Supplemental Restraint System	STD	STD	STD	STD
100,000-mile scheduled tune-up intervals*	STD	STD	STD	STD
Child-proof rear door locks	STD	STD	STD	STD
Brake/shift interlock	STD	STD	STD	STD
Stainless steel extended-life exhaust	STD	STD	STD	STD
Sound insulation package	STD	STD	STD	STD
Solar tint wraparound window glass	STD	STD	STD	STD
Side front window demisters	STD	STD	STD	STD
Electric rear window defroster	STD	STD	STD	STD
Variable intermittent windshield wipers	STD	STD	STD	STD
Warning lights for low oil pressure, door ajar, low fuel	STD	STD	STD	STD
3-point lap/shoulder safety belts with adjustable D-ring for outboard front occupants	STD	STD	STD	STD
3-point lap/shoulder safety belts for outboard rear occupants	STD	STD	STD	STD
3-point lap/shoulder safety belt for rear center occupant	STD		STD	
Load floor tie-down hooks		STD		STD
Dual exhaust			STD	STD
4-wheel disc anti-lock braking system	OPT	OPT	OPT	OPT
Wagon Group (cargo net, cargo cover and rear wiper/washer)		OPT		OPT
Second power point (with 6-passenger seating only)	OPT	OPT	OPT	OPT

EXTERIOR FEATURES	GS	LS
5-mph impact bumpers front/rear	STD	STD
Dual power exterior mirrors	STD	STD
Multi-reflector headlamps	STD	STD
Body-color aero rocker panel molding assembly	STD	STD
Aerodynamically styled roof rack	STD	STD
Rear hatch with flip-up glass	STD	STD
Remote keyless entry system with key fobs	OPT	OPT
Remote keyless entry system, perimeter anti-theft with key fobs and key pad		OPT
Ski and bike rack	DLR	DLR

INTERIOR COMFORT AND CONVENIENCE FEATURES	GS SEDAN	GS WAGON	LS SEDAN	LS WAGON
Illuminated entry	STD	STD	STD	STD
CFC-free air conditioner	STD	STD	STD	STD
60/40 split fold-down rear seat	STD	STD	STD	STD
Digital clock with dimming feature	STD	STD	STD	STD
Tilt steering column	STD	STD	STD	STD
Fully trimmed luggage compartment with light	STD	STD	STD	STD
Power windows with illuminated switches, one-touch down driver's window and accessory delay	STD	STD	STD	STD
Coin and cup holder trays	STD	STD	STD	STD
Rear-seat heat ducts	STD	STD	STD	STD
Battery saver	STD	STD	STD	STD
Integrated Control Panel with climate control, radio, rear window defroster and clock controls	STD	STD	STD	STD
Six-passenger seating with dual recliners, flip-fold center console and front armrest	STD	STD	OPT	OPT
Power door locks with illuminated controls and central locking	OPT	OPT	STD	STD
6-way power driver's seat	OPT	OPT	STD	STD
Light Group: dual courtesy lights under instrument panel, map lights	OPT	OPT	STD	STD
Rear seat air-conditioning ducts (w/five-passenger seating)			STD	STD
Five-passenger seating with dual recliners, front and rear armrests and floor console			STD	STD
Driver lumbar support			STD	STD
Dampened glove box door			STD	STD
Dual illuminated visor mirrors			STD	STD
Dual visor mirrors	STD	STD		
Autolamp on/off delay system			STD	STD
Particulate air-filtration system	OPT	OPT	OPT	OPT
Voice-activated cellular phone	OPT	OPT	OPT	OPT
Finger tip speed control	OPT	OPT	OPT	OPT
Front and rear floor mats	OPT	OPT	OPT	OPT
Electronic automatic temperature control			OPT	OPT
Rear-facing third seat		OPT		OPT
Power moonroof			OPT	OPT
Leather seating surfaces (5-passenger seating)			OPT	OPT
Leather-wrapped steering wheel			OPT	OPT

SOUND SYSTEMS	GS	LS
Electronic AM/FM stereo radio with 4 speakers	STD	STD
Electronic AM/FM stereo radio with cassette and 6 speakers	OPT	OPT
Six-disc compact disc changer, available with Mach Audio System		OPT
Mach Audio System with AM/FM stereo cassette, 60 watts, and 6 speakers		OPT



INSTRUMENTATION	GS SEDAN	GS WAGON	LS SEDAN	LS WAGON
Analog instrumentation with speedometer, tachometer, engine coolant temperature gauge, fuel gauge and trip odometer	STD	STD	STD	STD

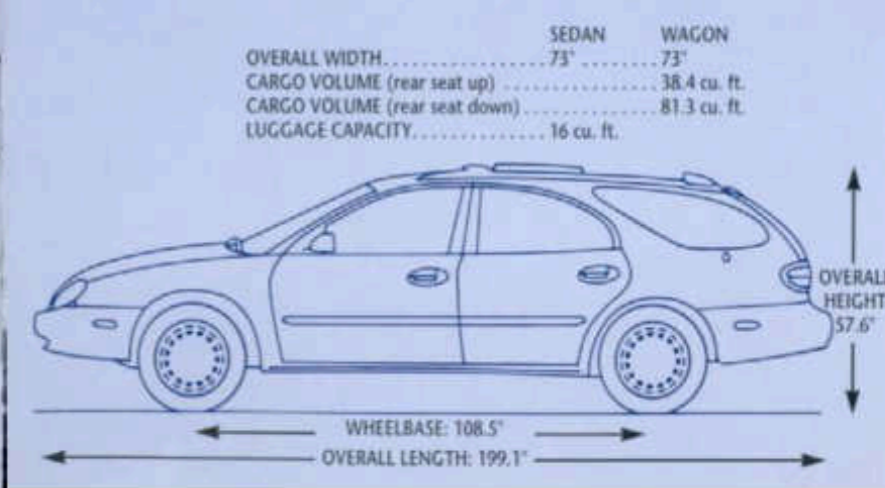
WHEELS AND TIRES	GS	LS
P205/65R15 92T all-season tires	STD	STD
Mini spare tire	STD	STD
15-inch sparkle wheel covers	STD	STD
15-inch machined aluminum wheels		STD
15-inch painted aluminum wheels	OPT	OPT
15-inch chrome aluminum wheels		OPT
Conventional full-size spare tire with black steel wheel	OPT	OPT

PREFERRED EQUIPMENT PACKAGES	GS	LS
To make ordering easy, we've grouped certain options together into the Preferred Equipment Packages listed below. And priced them to offer savings over ordering these items individually.		
SERIES:	GS	LS
	450A	461A
	451A	462A
Electronic AM/FM stereo radio with cassette	•	•
Power door locks	•	•
6-way power driver's seat		•
15-inch aluminum wheels		•
Light Group		•
Particulate air-filtration system	•	•
Front and rear carpeted floor mats	•	•
Finger tip speed control	•	•
Leather-wrapped steering wheel		•
Remote keyless entry system w/perimeter anti-theft and key pad		•
Anti-lock brakes w/4-wheel discs		•
Electronic automatic temperature control and power heated mirrors		•
Chrome aluminum wheels		•
Mach Audio System		•

STD = Standard; OPT = Optional Feature; DLR = Dealer-Installed Accessory  
 • Contained in PEP.  
 \*Under normal driving conditions with routine fluid/filter changes.

Option Availability: Options shown or described in this brochure are available at extra cost and may be offered only in combination with other options or subject to additional ordering requirements or limitations.  
 EPA Statement: 1997 EPA mileage estimates were unavailable when this brochure was printed. Ask your Mercury dealer for the latest information.

PRODUCT CHANGES
Following publication of this brochure, certain changes in standard equipment, options, prices and the line or product delays may have occurred which would not be included in these pages. Your Mercury dealer is your best source for up-to-date information.
Lincoln Mercury Division reserves the right to change product specifications at any time without incurring obligations.



# The Mercury Commitment<sup>SM</sup>



Tracer



Mystique



Sable



Cougar XR7



Grand Marquis



Villager



Mountaineer

IMAGINE A FULL LINE OF CARS FEATURING SOPHISTICATED STYLING AND QUALITY CRAFTSMANSHIP. IMAGINE AN AUTOMAKER WHO'S CONCERNED ABOUT EVERY ASPECT OF THE CARE YOU RECEIVE FROM YOUR DEALER. IMAGINE A COMPREHENSIVE PROGRAM DEDICATED TO YOUR TOTAL SATISFACTION. IT'S CALLED THE MERCURY COMMITMENT AND IT'S ONE OF THE EXTRA COMFORTS OF OWNING A MERCURY.

## ROADSIDE ASSISTANCE.

THROUGHOUT THE THREE-YEAR/36,000-MILE WARRANTY PERIOD, YOU GET COMPLIMENTARY 24-HOUR, SEVEN-DAY-A-WEEK COVERAGE FOR TOWING, FUEL DELIVERY, JUMP-STARTS, TIRE CHANGING AND LOCK-OUT ASSISTANCE.

## MERCURY VEHICLE WARRANTY.

AS PART OF THE MERCURY COMMITMENT, YOU RECEIVE THE MERCURY BUMPER TO BUMPER LIMITED WARRANTY, COVERING YOUR AUTOMOBILE FOR THREE YEARS OR 36,000 MILES WITH NO DEDUCTIBLE. YOU ALSO RECEIVE A CORROSION PROTECTION LIMITED WARRANTY PROVIDING COVERAGE FOR FIVE YEARS WITH UNLIMITED MILEAGE AND NO DEDUCTIBLE. ASK YOUR MERCURY DEALER FOR COMPLETE DETAILS AND A COPY OF THE LIMITED WARRANTIES.

## SPECIAL DELIVERY PROCESS.

PRIOR TO DELIVERY, YOUR DEALER'S SERVICE DEPARTMENT THOROUGHLY PREPARES YOUR VEHICLE. AT DELIVERY, THE DEALERSHIP SALES STAFF PROVIDES A CUSTOMER DELIVERY MEETING, SERVICE DEPARTMENT TOUR, CHECK-LIST REVIEW AND OTHER SERVICES.

## MERCURY CUSTOMER ASSISTANCE CENTER.


IF YOU HAVE QUESTIONS ABOUT YOUR MERCURY VEHICLE OR THE MERCURY COMMITMENT, YOU'RE INVITED TO CONTACT YOUR SELLING DEALER. OR IF YOU WISH, FEEL FREE TO CALL OUR CUSTOMER ASSISTANCE CENTER AT 1-800-392-3673.

## OWNER IDENTIFICATION CARD.

YOU'LL RECEIVE A MERCURY COMMITMENT ID CARD FOR YOUR WALLET. YOU'LL WANT TO KEEP IT HANDY BECAUSE IT INCLUDES THE MERCURY COMMITMENT HOTLINE NUMBERS FOR CUSTOMER SERVICE AND ROADSIDE ASSISTANCE.




## Exterior colors




Light Denim Blue Clearcoat Metallic




Toreador Red Clearcoat Metallic




Moonlight Blue Clearcoat Metallic



Light Saddle Clearcoat Metallic




Silver Frost Clearcoat Metallic



Pacific Green Clearcoat Metallic



Vibrant White Clearcoat



Medium Willow Green Clearcoat Metallic



Black Satin Clearcoat Metallic

## Interior colors

Medium Graphite • Willow Green • Saddle



FORD CREDIT OFFERS A WIDE VARIETY OF FINANCING AND LEASING PROGRAMS TO QUALIFIED BUYERS THAT CAN BE ARRANGED RIGHT AT THE DEALERSHIP. ASK YOUR DEALER FOR THE FACTS ON THESE PROGRAMS, OR CALL FORD CREDIT CUSTOMER SERVICE AT 1-800-727-7000.



For more information via the Internet enter: <http://www.Mercuryvehicles.com>



50%  
RECYCLED PAPER

LITHO IN USA (800.000) 6-96 P-7385  
Buckle up—Together we can save lives.

Mercury  
IMAGINE. YOU BELIEVE.  
ON A MERCURY.