

THE 2024 MITSUBISHI ECLIPSE CROSS

CHASING THE
EXTRAORDINARY



MITSUBISHI
MOTORS

Drive your Ambition


Optional features shown. Available at additional cost. Visit mitsubishicars.com for more information.



> **WE'LL OBSESS OVER THE DETAILS. YOU ENJOY THE RIDE.**

At Mitsubishi, we're always chasing perfection. In fact, the Japanese word **Kodawari**, roughly translating to "in pursuit of perfection," has been the guiding principle behind everything we engineer, design and innovate. The Kodawari discipline revolves around three key pillars: passion, persistence and precision. To harness the Kodawari mindset and manifest our ideals, we apply these pillars to each and every vehicle we create.

Why do we obsess over the smallest details and adhere to the highest standards? Our motivation comes from a single driving force: you. The people who drive our vehicles. Those who appreciate uncompromising craftsmanship, attention to detail and a pioneering spirit. The ones who don't mind being a bit unconventional, if it means breaking the mold. Some call it idealistic, but for us, it's simply Kodawari.



> KODAWARI

**PASSION IS A FIRE FROM WITHIN, AN INNER
CONVICTION THAT SOMETHING IS WORTHWHILE.
WE CHANNLED EVERY OUNCE OF PASSION INTO
EVEN THE SMALLEST FEATURE IN THE 2024
ECLIPSE CROSS.**

THE 2024 ECLIPSE CROSS



> THE ROAD WHERE IT HAPPENS

Blending style with substance, the new 2024 Eclipse Cross is an elevated expression of our Kodawari ambitions. Boasting longer, lithier proportions and distinctive sporty SUV styling, an intuitive high-tech interior and the reliable handling of our **Super All-Wheel Control¹ (S-AWC)** system, the Eclipse Cross gives you the confidence to go all the way to the top.

The Eclipse Cross perfectly embodies our unending pursuit of perfection.



> 01 READY FOR ANYTHING

No matter the road, the 2024 Eclipse Cross is ready. The innovative **S-AWC**¹ system integrates 4WD, Active Stability Control², Anti-Lock Braking and Active Yaw Control into one package. The system helps you maintain traction in almost any weather condition. Switch to one of three different drive modes wherever and whenever you need it to keep you confident. **Auto Mode** gives you advanced fuel efficiency, traction, high-speed stability, and handling. **Snow Mode** offers improved traction and stability in the winter months when driving down icy, snow-covered roads. Switch to **Gravel Mode** for additional traction to get you through courser roads.



> PEAK PRECISION

EXPLORE PERFORMANCE

The front and rear suspension specifications on the Eclipse Cross are optimized to deliver agility and stability. A rigid connection, larger rear absorber, and fine-tuned rebound spring allow the vehicle to respond to road conditions in real time, offering exceptional handling and a dramatically smooth ride overall.



> 02 SO ADVANCED, IT'S ALMOST HUMAN


You'll never miss a moment when connectivity services are seamless and intuitive. The 2024 Mitsubishi Eclipse Cross is equipped with available **Apple CarPlay**[®] and **Android Auto**[™] to provide effortless smartphone integration. Enjoy even more personal comfort with a customizable display, power seating, and the available **Mitsubishi Power Sound System**. As comfort and convenience features blend and overlap, your ride isn't just connected, it's friendly, and it's an extension of you.



> NOT JUST A PRETTY INTERFACE

Even the tiniest details have a big impact. We've placed the available **8" Smartphone Link Display Audio** closer to the driver, putting your playlists, contacts, and apps within reach. Plus, with available **Embedded Navigation** to guide the way, the only thing you have to decide where you want to go next.

As the first-ever vehicle to include embedded **what3words** location technology offline, the Eclipse Cross lets you explore without limits—or data. Dividing the world into 10 ft squares, what3words makes it easy to identify precise locations and navigate hard-to-find places like building entrances, parking spots and hiking trails[®].



> NEVER LOSE FOCUS

The Eclipse Cross puts helpful driving data right in front of your eyes, thanks to the available full-color **Head-Up Display (HUD)**.⁶ It lets you keep your eyes locked on the road while you check information like speed and cruise control settings. With adjustable brightness and height settings, it's easy to stay aware of important details and see alerts at a glance.⁵



> OH-SO CONNECTED

EXPLORE TECHNOLOGY

The available **My MITSUBISHI CONNECT™⁷** subscription gives you an even more seamlessly integrated driving experience. Download the app to your smartphone for on-the-go convenience or send remote commands using **Amazon Alexa®.⁸** Whether you want to start the engine remotely, pre-set the cabin temperature, schedule services online or control your garage door with **myQ®,⁹** this innovative platform of services acts like a personal assistant for your car.

> 03 SAFETY THAT GO THE DISTANCE

Featuring our latest safety technologies as standard, the 2024 Eclipse Cross gives you more confidence and peace of mind. Our **Forward Collision Mitigation (FCM)** system with **Pedestrian Detection**¹⁰ monitors your vehicle's path and sends audible and visual alerts when it senses something. If you don't respond, it automatically brakes for you to avoid or reduce the impact of a potential collision.

Available **Automatic High Beam** detects vehicles ahead, switching between high and low headlights to reduce glare for other drivers.

The **Lane Departure Warning**¹¹ system continually tracks your vehicle's position within the lane, issuing audible and visual alerts if you start to drift.



> MOVE WITH CONFIDENCE

EXPLORE SAFETY

Designed to detect and alert you to vehicles in or approaching your blind spot, the available **Blind Spot Warning** and **Lane Change Assist** systems¹² give you added confidence in the Eclipse Cross. When the system detects a vehicle in the area, a warning light illuminates in the side mirror to notify you. If your turn signal is on, the light flashes and the system starts beeping to indicate it's unsafe to change lanes.

> **KODAWARI**

**PERSISTENCE IS AN ABILITY TO KEEP GOING.
THE DEDICATION AND COMMITMENT THAT DOESN'T
BACK DOWN FROM A CHALLENGE. WITH THE
ECLIPSE CROSS, WE'VE PUSHED THE LIMITS OF
WHAT OTHERS THOUGHT POSSIBLE.**



> 04 EVOLVING AROUND YOU

Great style is about choices. The elements we choose for our vehicles are no different. With proudly unconventional looks, the 2024 Eclipse Cross wears that sense of style confidently. From the sculptural lines to its sleek athleticism, the exterior has been refined to offer a new air of sophistication. The bold nose, wide stance and extended length take the daring redesign even further. Combine that distinctive style with extra cargo space and easy-going versatility, and it's easy to see why the Eclipse Cross is one-of-a-kind. Just like you.



> IN A NEW LIGHT

The striking design of the new Dynamic Shield is accentuated further by distinctive LED DRLs, headlights, and fog lights. Their imposing angles reflect a geometric shape that is sharp, strong and modern.



> 05 WHERE INNER BEAUTY MEETS INNER PEACE

Style and substance should walk hand in hand. Before we make any decisions, we put careful consideration into what makes a great cabin. The 2024 Eclipse Cross has an inviting, premium interior full of upgraded details and thoughtful storage solutions. A high-contrast color scheme brings energy to your surroundings, while the customizable cargo space lets you change things up on a whim.



> ABOVE AND BEYOND

EXPLORE DESIGN

The wide-open views in the 2024 Eclipse Cross will leave you bright-eyed. An available power panoramic sunroof spans across the vehicle, reaching all the way to the back and filling your journey with more sun, sky and air.

> **KODAWARI**

**PRECISION IS ABOUT MORE THAN SHARP LINES
AND EXACTING STANDARDS. IT'S A HABIT OF
CARE, A PRACTICE OF METICULOUS ATTENTION
TO DETAIL. WHERE OTHERS SEE RIGOUR, WE SEE
THE POTENTIAL FOR BETTER.**



ES / LE / SE / SE PANORAMA PACKAGE / SEL / SEL TOURING

> KEY FEATURES

> ENGINE

1.5L MIVEC DOHC 4-Cylinder
Direct-Injection Turbocharged

> FUEL ECONOMY¹³

ES MPG 25 City / 28 Highway

LE/SE/SEL MPG 25 City / 26 Highway

> DIMENSIONS

179" L / 71.1" W / 66.5" H

> HEAD ROOM

39.5" front / 37.3" rear

> TOWING

1,500 lb towing capacity

> TRANSMISSION

8-speed CVT with Sport Mode

> FUEL CAPACITY

15.8 gallons

> CARGO CAPACITY¹⁴

23.4 cu ft

> LEG ROOM

40.9" front / 35.3" rear

> MITSUBISHI MOTORS CONFIDENCE

10-Year/100,000-Mile Limited Powertrain Warranty
5-Year/Unlimited-Mile Roadside Assistance
2-Year/30,000-Mile Limited Maintenance (3 Oil Changes, 3 Tire Rotations and 1 Cabin Filter)



ES 1.5T

S-AWC

AVAILABLE IN:



1.5L MIVEC DOHC 4-cylinder

Direct-Injection Turbocharged

Active Yaw Control

Telescopic electric power steering

Roof spoiler

Forward Collision Mitigation (FCM) with pedestrian detection¹⁰

Lane Departure Warning¹¹ (LDW)

Hill Start Assist (HSA)

Active Stability Control²

16" two tone alloy wheels

Remote Keyless Entry

7.0" display audio with HD radio, four speakers, Bluetooth and Steering Controls

LED Headlights, Taillights & DRLs

LED Fog Lights

Single-Zone A/C



LE 1.5T

S-AWC

AVAILABLE IN:



Includes ES Features **PLUS**

- LED fog lights
- 18" black painted alloy wheels
- Front rain-sensing wipers
- Heated front seats
- Black heated side mirrors
- Leather-wrapped steering wheel
- 8.0" Smartphone-link Display Audio (SDA) with SiriusXM® with 3-month trial¹⁵
- Steering wheel voice recognition control
- Automatic High Beam (AHB)
- Black door handle covers
- Hood badge
- Bumper protector
- My MITSUBISHI CONNECT™⁷
- FAST-Key entry system



SE 1.5T

S-AWC

AVAILABLE IN:



Includes ES Features **PLUS**

Blind Spot Warning (BSW) with Lane Change Assist (LCA) and Rear Cross Traffic Alert (RCTA)¹²

8-way power adjustable driver seat

Synthetic suede seating surfaces

Automatic headlights

FAST-Key entry system

Power folding side mirrors

My MITSUBISHI CONNECT⁷ with Safeguard and Remote services and 24-month trial (mobile app enrollment required)

18" two-tone alloy wheels

8.0" Navigation system with Smartphone-link

Dual-Zone auto A/C

Auto-Dimming Mirrors

Adaptive Cruise Control¹⁷

Hands-free tailgate

Rear USB port

Leather-wrapped steering wheel



Includes SE Features PLUS

Power panoramic sunroof

Black roof rails

SE PANORAMA PACKAGE

S-AWC

AVAILABLE IN:






SEL 1.5T

S-AWC

AVAILABLE IN:



Includes SE Features **PLUS**


- Paddle shifters
- Black headliner and pillars
- 8-way power adjustable passenger seat
- Heated steering wheel
- Multi-view camera system¹⁶
- Leather appointed seating surfaces
- Body color lower side garnish



SEL TOURING

S-AWC

AVAILABLE IN:



Includes SEL Features **PLUS**

- Heated rear seats
- Mitsubishi Power Sound System
- Head-Up Display (HUD)⁶
- Forward Collision Mitigation with high-speed braking capability with pedestrian detection¹⁰
- Auto-Dimming Mirror with Homelink
- Power panoramic sunroof
- Black roof rails

**BUILD
YOUR OWN**



> 07 FASHION FORWARD

**EXPLORE
ACCESSORIES**

Our beautifully crafted accessories line lets you further enhance the unique character of your Eclipse Cross. Visit the site to see the entire range of our Mitsubishi accessories collection.

GENERAL DISCLAIMER: Optional features shown. Available at additional cost. Visit mitsubishicars.com for more information.

- 1.** Super All-Wheel Control (S-AWC) adds Active Yaw Control (AYC) to realize the AWC concept at a very high level. While this Integrated Vehicle Dynamics Control System manages the driving forces and braking forces of the four wheels to help realize vehicle behavior that is faithful to the operation by the driver under a variety of driving conditions, it is not a substitute for careful driving. S-AWC cannot prevent collisions or loss of traction in all conditions. Exercise caution so your full attention is given to vehicle operation in all road conditions.
- 2.** The Adaptive Stability Control system is not a collision avoidance system or an automatic driving system. It is designed to use only limited braking and is never a substitute for safe and careful driving. Never rely solely on the Adaptive Stability Control system.
- 3.** Available feature. Apple CarPlay®, Siri®, and Apple Music® are trademarks of Apple Inc., registered in the U.S. and other countries. iPhone is a registered trademark of Apple Inc. Distracted driving is dangerous. Restrict use of connected devices to safe times and always exercise caution so your full attention is given to vehicle operation.
- 4.** Available feature. Android™, Android Auto™, Google™, Google Play™, Google Maps™, Google Assistant™ and other marks are trademarks of Google LLC. Distracted driving is dangerous. Restrict use connected devices to safe times and always exercise caution so your full attention is given to vehicle operation. Restrict use of connected devices to safe times and always caution so your full attention is given to vehicle operation.
- 5.** Distracted driving is dangerous. Restrict use of connected devices to safe times and always exercise caution so your full attention is given to vehicle operation.
- 6.** Available feature. The Head-Up Display system is a driver aid only and is not a substitute for safe driving. Never focus your attention only on the display while driving since you may fail to see pedestrians, other vehicles, and objects on the road.
- 7.** Available in SE and SEL models. Included for two years as a new Mitsubishi owner of a My MITSUBISHI CONNECT-capable vehicle. After the two-year trial, standard yearly subscription costs apply.
- 8.** Amazon and Alexa and all related logos are trademarks of Amazon.com, Inc. or its affiliates
- 9.** Available feature. The Chamberlain Group, Inc. owns myQ® word mark and logos, and any use of such marks by Mitsubishi is under license. Restrict use of connected devices to safe times and always exercise caution so your full attention is given to vehicle operation.
- 10.** The Forward Collision Mitigation (FCM)/Pedestrian Detection (PD) system is a driver aid only and is not a substitute for safe and careful driving. Under certain circumstances, the system may not detect other vehicles and/or pedestrians correctly.



11. The Lane Departure Warning system is designed to read the lane marks under certain conditions. It is not a collision avoidance system and is not a substitute for safe and careful driving.

12. The Blind Spot Warning, Lane Change Assist, and Rear Cross Traffic Alert systems are driver aids only and are not substitutes for safe and careful driving. Under certain circumstances, these systems may not detect other vehicles correctly. Availability of advanced safety features varies by model, see dealer for details.

13. Model Year 2024 EPA Fuel Economy Estimates 25 City/28 Highway for Eclipse Cross ES S-AWC, 25 City/28 Highway for Eclipse Cross LE, SE, SEL S-AWC. Actual mileage may vary with driving conditions. Use for comparison only.

14. Cargo and load capacity limited by weight and distribution. Always secure all cargo. Heavy loading of the vehicle with cargo, especially on the roof, will affect the handling and stability of the vehicle.

15. SiriusXM audio services require a subscription sold separately, or as a package, by Sirius XM Radio Inc. If you decide to continue service after your trial, the subscription plan you choose will automatically renew thereafter and you will be charged according to your chosen payment method at then-current rates. Fees and taxes apply. To cancel you must call SiriusXM at 1-866-635-2349. See SiriusXM Customer Agreement for complete terms at www.siriusxm.com. All fees and programming subject to change. Not all vehicles or devices are capable of receiving all services offered by SiriusXM. Current information and features may not be available in all locations, or on all receivers. © 2022 Sirius XM Radio Inc. Sirius, XM, SiriusXM and all related marks and logos are trademarks of Sirius XM Radio Inc.

16. Available feature. The Multi-View Camera system is a driver aid only and is not a substitute for visual confirmation. The view on the screen is limited and objects outside that view will not be seen.

17. Adaptive Cruise Control system is not a collision avoidance system or an automatic driving system. It is designed to use only limited braking and is never a substitute for your safe and careful driving. Never rely solely on the Adaptive Cruise Control system. See your Owner's Manual for more details.



**MITSUBISHI
MOTORS**

Drive your Ambition