



FIND YOUR OWN LANE

At Mitsubishi Motors, we believe not all drivers are created equal. So we build our vehicles for a different breed of driver, the fearless ones who take pride in what they drive, and refuse to drive more of the same. It's obvious to us that people who truly want distinctive styling and the latest technology see past the procession of bland imitations. We believe that every vehicle we make should stand for something. Something more than expected. And that's why we don't build Mitsubishi cars for stereotypes. We build them for you.

MITSUBISHICARS.COM 1.888.MITSU2016 NATLBRO-16-004



2016 OUTLANDER





INDIVIDUALS, YOUR LANE IS READY.

Does it seem like the world is developing one big “me too” culture? That too many people fall in line with each new pop craze? If you’re one of the few who dare to be different, you’re in luck. At Mitsubishi Motors, we don’t make bandwagons. We build cars for discerning drivers who have the confidence to go their own way. And while we’re proud of our automotive heritage, we continue to move forward, pushing the boundaries of innovation. The fact is, anyone can follow. To lead takes vision and courage. And when you break free from the crowd, you make one thing undeniably clear: Who you are.

FIND YOUR OWN LANE. MITSUBISHICARS.COM



DESIGN P.02



ECOLOGY P.06



SAFETY P.10



ACCOMMODATION P.14



HERITAGE P.20



SPECIFICATIONS P.24

 DESIGN

PASSION NEVER RESTS

We're always looking for ways to improve our products. And with the 2016 Mitsubishi Outlander, we've made over 100 improvements. From its eye-catching exterior enhancements to its advanced technology upgrades to its thrilling performance improvements, this is the most impressive Outlander we've ever built. Then again, when a commitment to quality meets a tradition of innovation, great things are bound to happen.





ATTENTION, MEET DETAIL

Outlander presents a wealth of tasteful new exterior highlights. Along with a handsome new front grille, we updated the front bumper, the front fenders and added stylish new fog light bezels. In back, we gave it new LED taillights and a sharp rear garnish. It also has a new rear bumper and new rear backup lights. We even gave it fresh and sporty alloy wheels.

FINDING BEAUTY WITHIN

Outlander's spacious cabin is a study in ergonomic attention. The many new comfort and convenient highlights for 2016 include a redesigned audio display, the firm support of upgraded seat fabric, and an available auto-dimming rearview mirror with HomeLink.®

RIDE REFINEMENTS

Along with the aesthetic enhancements, our engineers improved Outlander's overall ride quality. To reduce ambient noise, we improved the windshield with sound-dampening acoustic glass. To combat wind noise, we streamlined internal body panels. And to help soften road noise and vibration, we added dynamic dampers to suspension cross members and to the rear differential. We also increased body and suspension rigidity for more accurate handling, and we made the rear shock absorbers larger to enhance ride quality. We even recalibrated the electric power steering unit to improve steering feedback.





ENGINEERING FOR THE ROAD AHEAD

The Outlander is one of the most fuel-efficient standard 7-passenger CUVs in its class! How did we do it? We started by engineering a rigid, but lightweight frame that's not only easier to move, but also takes better advantage of engine power by minimizing body flex. Next, we reduced wind resistance by streamlining the front fascia and the body panels. And, along with a sleek exterior, we gave Outlander an advanced ECO Mode feature that helps improve fuel economy and reduce CO₂ emissions.





ECO DRIVE SUPPORT SYSTEM

When its ECO mode is engaged, the Outlander helps you drive in a more environmentally friendly fashion by slightly reducing engine power on initial acceleration, and the airflow volume of the air conditioner. Plus, on vehicles equipped with Super All-Wheel Control (S-AWC), the ECO mode allows Outlander to function as a 2WD vehicle until sensors determine that 4WD is necessary. The result is not only better fuel economy, but also lower CO₂ emissions.

2.4-LITER MIVEC ENGINE

Outlander's standard 2.4-liter, 166 horsepower aluminum-block 4-cylinder engine features a continuously variable valve lift system. This advanced technology is called MIVEC (Mitsubishi Innovative Valve timing Electronic Control) and employs a single mechanism to vary the valve lift and timing for optimum engine "breathing." The result is more responsive acceleration, reduced emissions, and enhanced fuel economy.

3.0-LITER V6 ENGINE

The sporty Outlander GT boasts a 24-valve, 3.0-liter V-6 MIVEC engine that produces a full 224 horsepower at 6250 rpm and 215 lb.-ft. of torque at 3750 rpm. This powerful engine utilizes low viscosity engine oil and iridium spark plugs to help maximize fuel efficiency. Plus, a refined 6-speed automatic transmission helps deliver improved torque and fuel efficiency.

NEW CONTINUOUSLY VARIABLE TRANSMISSION

To help enhance shift quality and acceleration, our engineers developed a more efficient Continuously Variable Transmission (CVT). By delivering more power to the wheels, this advanced CVT offers significantly better torque performance with the same level of efficiency.





SAFETY

JOB ONE: THE SAFETY OF SEVEN

The 7-passenger Outlander is a clinic in advanced safety technologies. In fact, Outlander has been a Top Safety Pick+ recipient for both 2014 and 2015.* To begin with, it's built with Mitsubishi's RISE construction (Reinforced Impact Safety Evolution). Into this strong foundation we then added an array of standard safety features, such as seven standard airbags,² and Active Stability Control (ASC) with Traction Control Logic (TCL), as well as available safety features like Adaptive Cruise Control (ACC), Lane Departure Warning (LDW), and Forward Collision Mitigation (FCM). Outlander comes standard with a Tire Pressure Monitoring System (TPMS) and enhanced pedestrian protection with specially designed hood and front fenders. We believe you can't be over-prepared for the unexpected.

2015 IIHS TOP SAFETY PICK+



REINFORCED IMPACT SAFETY EVOLUTION


RISE engineering helps provide occupant protection in the event of a collision. RISE combines energy-absorbing front and rear structures with a rigid occupant cell. Along with reinforcing bars in the doors and energy-absorbing materials in the side pillars, the Outlander's RISE body features high-tensile strength steel that reduces weight while helping to protect occupants in the event of a collision.

SEVEN STANDARD AIRBAGS

Outlander's standard Supplemental Restraint System (SRS) features seven airbags, including dual-stage front airbags with a driver's seat position sensor, driver and passenger seat-mounted side airbags, side curtain airbags, and a driver's knee airbag.²

LED HEADLIGHTS

When it comes to illumination, available LED Headlights are the cutting edge. They enhance your ability to see potential road hazards or obstructions ahead, and at greater distances. Plus, LED lights draw less power from the battery and are generally more reliable than conventional lights.



ADAPTIVE CRUISE CONTROL

The available Adaptive Cruise Control³ (ACC) works like regular cruise control — only better. It uses a 77-GHz radar unit to detect a car ahead and maintain a preset distance between you and that car. If the car ahead is going slower than your set speed, the system will slow your car to the same speed, maintaining a driver-selectable following distance. If the car ahead speeds up, your Outlander will match its speed (up to your set speed). If the car moves out of your lane or accelerates beyond your set speed, Outlander will resume your set speed.

LANE DEPARTURE WARNING

Most traffic accidents are due to driver error or simple inattention. Outlander's available Lane Departure Warning⁴ (LDW) system can help you reduce the potential dangers associated with drifting out of your lane. A camera mounted on the inside front windshield monitors the lane position in front of the vehicle. If the vehicle is about to depart from its established lane, the system cautions the driver through a display and audible warning.

FORWARD COLLISION MITIGATION

The radar unit employed by the Adaptive Cruise Control (ACC) is also used to help you reduce the severity of a frontal collision. If the available Forward Collision Mitigation⁵ (FCM) system determines that a frontal collision is imminent, it warns the driver with audible and visual signals, and automatically applies emergency braking to reduce the severity of a collision.

REARVIEW CAMERA

With visibility compromised, backing up a vehicle is always a safety concern. Outlander's available rearview camera provides a measure of assurance by displaying an image on the screen of what is directly behind the vehicle.



ACCOMMODATION

IT'S ALL ABOUT YOU

Comfort is as individual as each passenger. Outlander's luxury features are apparent from the moment you approach the vehicle, with an available FAST-Key passive entry system. Inside, we've added a host of upgrades, including a redesigned audio display, re-engineered folding rear seats, enhanced interior trim, and convenient power folding side mirrors. The drive experience itself has also been improved with several noise dampening and ride quality measures.





THIRD-ROW SEAT VERSATILITY

The standard third-row seats enhance not only vehicle occupancy, but also versatility. They're split 50/50 and can be easily stowed with the pull of a single fold-and-store strap, or quickly returned to their upright position by raising the seatback. Additionally, the 60/40 split and fold second-row seats give you numerous passenger and payload configurations to choose from.

FAST-KEY PASSIVE ENTRY SYSTEM

Outlander's FAST-Key (Free-hand Advanced Security Transmitter) makes vehicle entry easy. Unlock the doors by simply pressing the button on either front door or the trunk lever. Starting the engine is also push-button easy with the keys tucked safely away in a pocket or purse.

RESTYLED STEERING WHEEL

Outlander's handsome new steering wheel offers a host of feature controls right at your fingertips. Those who share their Outlander with other drivers will also appreciate its tilt and telescoping functionality, making it quick and easy to find that perfect driving position.

POWER REMOTE LIFTGATE

Adding to Outlander's many conveniences is an available automatic power remote liftgate. Conveniently open or close the liftgate with the key fob, with buttons on the liftgate itself, or with buttons on the dashboard.

ROCKFORD FOSGATE® PREMIUM AUDIO SYSTEM

Outlander's available Rockford Fosgate® 710-watt audio system powers nine premium speakers, including a 10-inch dual-voice coil subwoofer.⁵ The system incorporates an advanced Digital Signal Processor (DSP) and offers the listener PUNCH® control over the subwoofer, sound field control over the image and staging of the system, and the latest DTS Neural Surround® technology. The system is also equipped with state-of-the-art technologies, such as Dolby® Volume, PremiDIA HD® surround and PremiDIA-Wide® for dynamic audio performance.

FUSE HANDS-FREE LINK SYSTEM® WITH USB PORT

Standard on Outlander, FUSE allows you full use of your Bluetooth®-enabled phone and lets you play music from your iPod or other MP3 player and USB devices, hands free.^{7,8} Along with buttons on the steering wheel, FUSE also utilizes advanced speech recognition technology, so you can operate selected features with voice commands. FUSE recognizes up to seven different mobile phones, syncing up with contact lists from each phone that's been paired with the system and keeping the lists private to each user.



DUAL-ZONE AUTOMATIC CLIMATE CONTROL

This available feature gives front-seat occupants customized comfort. The front vents are divided into separate systems with separate temperature controls, so the driver and front passenger can each adjust the environment on their side of the vehicle.

MITSUBISHI MULTI-COMMUNICATION SYSTEM

Boasting a 7-inch high-definition touch-panel display, this available navigation system offers a vast array of convenient features to help you get where you're going. The system includes advanced navigation with 3-D mapping, expanded Point of Interest (POI) information and road speed limit display, ECO routing and subscription-free real-time traffic, with Diamond Lane Guidance and Mapcare™ that includes two annual map updates.

TOUCH PANEL DISPLAY AUDIO SYSTEM

Equipped with an available 6.1-inch touch screen, this sleek display audio system sports a high-gloss black finish. For 2016, the interface has been redesigned with hard keys and simple app-like icons to make it more functional and user friendly. Features include HD Radio,⁹ rearview camera and available SiriusXM® Satellite Radio.⁹ When equipped with FUSE Hands-free Link System,⁸ it also offers a phone dial screen and phone contact list importing.



 **HERITAGE**

FOR THREE DECADES, WE'VE BEEN FINDING OUR OWN LANE

At Mitsubishi Motors, we're proud to be a part of the automotive tradition in America. Since the day we sold our first U.S. vehicle back in 1981, we've been committed to building vehicles that offer a unique blend of style, durability and performance. Our available Super All-Wheel Control system is a perfect example of our commitment to innovation. To this day, it's one of the most advanced vehicle dynamics control systems in the segment. Our vehicles are far more than merely a means of transportation. They are a moving expression of the driver within.



SUPER ALL-WHEEL CONTROL

With a long history of all-wheel drive systems, our road-handling credentials are legendary. Outlander's available Super All-Wheel Control (S-AWC) is an integration of several advanced technologies that together take full advantage of the engine's power. The Active Front Differential (AFD) distributes engine power between left and right on the front axle. Active Stability Control (ASC) helps keep the vehicle on its intended path when cornering, and the Anti-lock Braking System (ABS), along with Electronic Brakeforce Distribution (EBD), improves control and stability under hard braking. With the push of a button, the driver can select from four S-AWC modes to achieve maximum traction regardless of surface conditions. Those modes include Normal Mode, Snow Mode, Lock Mode and a new AWC ECO Mode.



NORMAL MODE

Normal Mode is employed to help maximize fuel efficiency and driving comfort on regular asphalt roads, wet or dry.

SNOW MODE

Snow Mode is engaged on ice and snow or whenever the road surface conditions are extremely slippery.

LOCK MODE

Lock Mode locks in full 4-wheel drive capability to help maximize traction on unpredictable road surfaces.

AWC ECO MODE

AWC ECO Mode helps maximize fuel economy by making more efficient 2-wheel drive the priority, engaging the 4-wheel drive only if the wheels begin to slip.

WORLD-CLASS WARRANTIES

What we build, we stand behind. Period. Our vehicles are backed with a 10-year/100,000-mile Powertrain Limited Warranty, a 5-year/60,000-mile fully transferable New Vehicle Limited Warranty, a 7-year/100,000-mile Anti-Corrosion/Perforation Limited Warranty and 5-year/Unlimited Miles Roadside Assistance. They are some of the most comprehensive warranties in the industry. Like our cars, we intend to serve you well for many years to come.

10-year
100,000-mile
POWERTRAIN LIMITED WARRANTY

SPECIFICATIONS

EXTERIOR COLORS

Diamond White



ES 2WD SE 2WD / SE S-AWC SEL 2WD / SEL S-AWC GT S-AWC

1 1/2 3/4 3/4

Cool Silver



1 1 3 3

Mercury Gray



1 1 3 3

Rally Red



1 1/2 3/4 3/4

EXTERIOR COLORS

Quartz Brown



ES 2WD SE 2WD / SE S-AWC SEL 2WD / SEL S-AWC GT S-AWC

N/A 1/2 3/4 3/4

Cosmic Blue



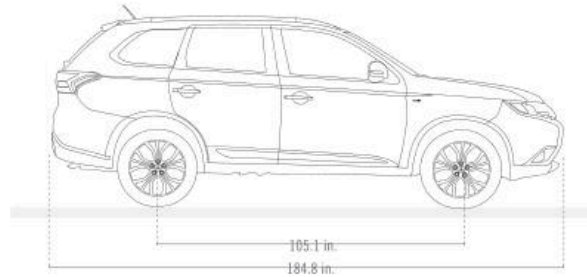
1 1/2 3/4 3/4

Labrador Black



1 1/2 3/4 3/4

The numbers indicate interior colors / trims available with exterior vehicle color.



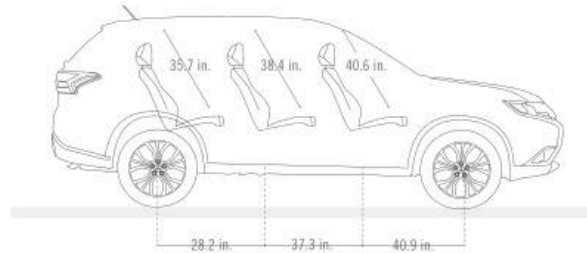
EXTERIOR DIMENSIONS

Overall height	66.1 in.
Overall width	71.3 in.
Ground clearance	8.5 in.



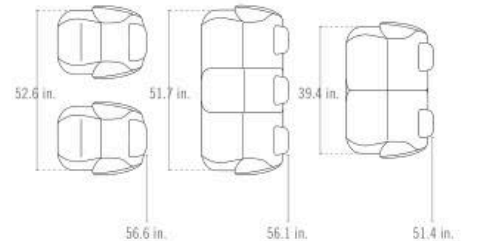
EXTERIOR DIMENSIONS

Overall length	184.8 in.
Wheelbase	105.1 in.
Wheel tread, front	60.6 in.
Wheel tread, rear	60.6 in.



INTERIOR DIMENSIONS


	Head Room (with sunroof)	Shoulder Room	Leg Room	Hip Room
Front	40.6 in. (39.9 in.)	56.6 in.	40.9 in. (MAX)	52.6 in.
2nd row	38.4 in. (37.2 in.)	56.1 in.	37.3 in.	51.7 in.
3rd row	35.7 in. (35.7 in.)	51.4 in.	28.2 in.	39.4 in.



SAE VOLUME

SAE passenger volume	128.2 cubic ft.
SAE cargo volume – behind front seats (est.)	63.3 cubic ft.
SAE cargo volume – behind 2nd row seats (est.)	34.2 cubic ft.
SAE cargo volume – behind 3rd row seats (est.)	10.3 cubic ft.

INTERIOR COLORS



ENGINE	ES 2WD	SE 2WD / SE S-AWC	SEL 2WD / SEL S-AWC	GT S-AWC	EXTERIOR FEATURES	ES 2WD	SE 2WD/S-AWC	SEL 2WD/S-AWC	GT S-AWC	INTERIOR FEATURES (CONT.)	ES 2WD	SE 2WD/S-AWC	SEL 2WD/S-AWC	GT S-AWC
Drivetrain	Front-Wheel Drive (2WD)	Front-Wheel Drive (2WD) / Super All-Wheel Control (S-AWC)	Front-Wheel Drive (2WD) / Super All-Wheel Control (S-AWC)	Super All-Wheel Control (S-AWC)	LED headlights	—	—	—	STD	6-way adjustable driver's seat	STD	STD	—	—
Type	2.4L MIVEC SOHC 16-valve Inline 4-cylinder	2.4L MIVEC SOHC 16-valve Inline 4-cylinder	2.4L MIVEC SOHC 16-valve Inline 4-cylinder	3.0L MIVEC SOHC 24-valve V6	Auto-off projector-type halogen headlights	STD	STD	STD	—	4-way adjustable front passenger seat	STD	STD	STD	STD
Materials	Aluminum block/aluminum cylinder heads	Aluminum block/aluminum cylinder heads	Aluminum block/aluminum cylinder heads	Aluminum block/aluminum cylinder heads	Auto-on/off headlights	—	—	OPT	STD	Front passenger seat back pocket	STD	STD	STD	STD
Compression ratio	10.5	10.5	10.5	10.5	LED positioning lights	STD	STD	STD	STD	60/40 split fold-down rear seats with independent slide and reclining adjustments (2nd row)	STD	STD	STD	STD
Displacement	2.4L/2,360 cc	2.4L/2,360 cc	2.4L/2,360 cc	3.0L/2,998 cc	Fog lights with chrome accents	—	STD	STD	STD	50/50 3rd row flat fold-down feature	STD	STD	STD	STD
Horsepower (rpm)	166 @ 6,000 rpm	166 @ 6,000 rpm	166 @ 6,000 rpm	224 @ 6,250 rpm	Color-keyed power side-view mirrors with turn indicators	—	STD	STD	STD	Heated power side-view mirrors	—	STD	STD	STD
Torque (rpm)	162 lb-ft @ 4,200 rpm	162 lb-ft @ 4,200 rpm	162 lb-ft @ 4,200 rpm	215 lb-ft @ 3,750 rpm	Heated power side-view mirrors	—	—	OPT	STD	Power folding side-view mirrors	—	—	OPT	STD
Redline (rpm)	6,500	6,500	6,500	6,500	LED Rear combination tail lights	STD	STD	STD	STD	LED Rear combination tail lights	STD	STD	STD	STD
Recommended fuel	Regular unleaded	Regular unleaded	Regular unleaded	Premium unleaded	Chrome beltline molding	—	—	—	—	Chrome beltline molding	—	—	—	—
TRANSMISSION / DRIVE SYSTEM					Short pole antenna	STD	STD	STD	STD	Short pole antenna	STD	STD	STD	STD
Type	Continuously Variable Transmission (CVT)	Continuously Variable Transmission (CVT) / STD	Continuously Variable Transmission (CVT) / STD	6-speed electronic automatic transmission (6AT)	Power glass sunroof with tilt & slide and one-touch open/close switch	—	—	OPT	STD	Power glass sunroof with tilt & slide and one-touch open/close switch	—	—	OPT	STD
Active front differential transmission (S-AWC only)				STD	Front windshield speed-sensitive variable intermittent wipers	STD	STD	STD	—	Front windshield speed-sensitive variable intermittent wipers	STD	STD	STD	—
Sportronic® steering wheel paddle shifters				STD	Rear window intermittent wiper/washer with defroster	STD	STD	STD	STD	Rear window intermittent wiper/washer with defroster	—	—	STD	STD
SUSPENSION					Rain-sensing windshield wipers	—	—	OPT	STD	Rain-sensing windshield wipers	—	—	STD	STD
Front	MacPherson strut with stabilizer bar	MacPherson strut with stabilizer bar	MacPherson strut with stabilizer bar	MacPherson strut with stabilizer bar	Front wiper de-icer	—	—	OPT	STD	Front wiper de-icer	—	—	OPT	STD
Rear	Multi-link with stabilizer bar	Multi-link with stabilizer bar	Multi-link with stabilizer bar	Multi-link with stabilizer bar	Rear privacy glass	STD	STD	STD	STD	Rear privacy glass	STD	STD	STD	STD
STEERING					Wheel arch moldings	STD	STD	STD	STD	Wheel arch moldings	STD	STD	STD	STD
Type	Electric Power Steering	Electric Power Steering	Electric Power Steering	Electric Power Steering	18-inch alloy wheels	STD	STD	STD	STD	18-inch alloy wheels	STD	STD	STD	STD
Turns, lock to lock	3.3	3.3	3.3	3.3	Temporary spare tire	STD	STD	STD	STD	Temporary spare tire	STD	STD	STD	STD
Turning circle (curb to curb)	34.8 ft.	34.8 ft.	34.8 ft.	34.8 ft.	Roof carrier plug-in accommodation	STD	STD	—	—	Roof carrier plug-in accommodation	STD	STD	—	—
BRAKES/TIRES/WHEELS					Silver roof rails	—	—	—	STD	Silver roof rails	—	—	—	—
Brakes - Front (in.)	Ventilated single piston disc, 11.6 in.	Ventilated single piston disc, 11.6 in.	Ventilated single piston disc, 11.6 in.	Ventilated single piston disc, 11.6 in.	Black roof rails	—	—	STD	—	Black roof rails	—	—	STD	—
Brakes - Rear (in.)	Solid single piston disc, 11.9 in.	Solid single piston disc, 11.9 in.	Solid single piston disc, 11.9 in.	Solid single piston disc, 11.9 in.	INTERIOR FEATURES	ES 2WD	SE 2WD/S-AWC	SEL 2WD/S-AWC	GT S-AWC	Color multi-information display	—	STD	STD	STD
Brakes - ABS	4-wheel, 4-channel, 4-sensor with Electronic Brake-force Distribution (EBD) and Brake Assist	4-wheel, 4-channel, 4-sensor with Electronic Brake-force Distribution (EBD) and Brake Assist	4-wheel, 4-channel, 4-sensor with Electronic Brake-force Distribution (EBD) and Brake Assist	4-wheel, 4-channel, 4-sensor with Electronic Brake-force Distribution (EBD) and Brake Assist	Monochromatic multi-information display	—	—	—	—	Monochromatic multi-information display	—	—	—	—
Wheels	18 x 7.0 aluminum alloy	18 x 7.0 aluminum alloy	18 x 7.0 aluminum alloy	18 x 7.0 aluminum alloy	High-contrast meter gauge cluster	—	STD	STD	STD	High-contrast meter gauge cluster	—	STD	STD	STD
Tires	P225/55 R18	P225/55 R18	P225/55 R18	P225/55 R18	Gloss black instrument panel	STD	STD	STD	STD	Gloss black instrument panel	STD	STD	STD	STD
CAPACITIES					Dual-visor vanity mirrors with illumination	STD	STD	STD	STD	Dual-visor vanity mirrors with illumination	STD	STD	STD	STD
Passenger seating	7	7	7	7	Front map lights	STD	STD	STD	STD	Front map lights	STD	STD	STD	STD
Fuel (gallons)	16.6 gallons	16.6 gallons (2WD) / 15.8 gallons (S-AWC)	16.6 gallons (2WD) / 15.8 gallons (S-AWC)	15.8 gallons	Rear cargo area light	STD	STD	STD	STD	Rear cargo area light	STD	STD	STD	STD
Oil (quarts)	4.5 quarts	4.5 quarts	4.5 quarts	4.2 quarts	ECO indicator light	STD	STD	STD	STD	ECO indicator light	STD	STD	STD	STD
Tow capacity (MAX) (lbs.)	1,500 lbs.	1,500 lbs.	1,500 lbs.	3,500 lbs.	7-passenger seating	STD	STD	STD	STD	7-passenger seating	—	—	STD	STD
WEIGHTS					Drive mode selector (AWC ECO, Normal, Snow, Lock)	—	-/STD	-/STD	STD	Drive mode selector (AWC ECO, Normal, Snow, Lock)	—	—	—	—
Curb weight (lbs.)	3,318 lbs.	3,340 lbs. / 3,494 lbs.	3,340 lbs. / 3,494 lbs.	3,593 lbs.	Leather seating surfaces	—	—	STD	STD	Leather seating surfaces	—	—	STD	STD
GVWR (lbs.)	4,795 lbs.	4,795 lbs.	4,795 lbs.	5,005 lbs.	Fabric seating surfaces	STD	STD	—	—	Fabric seating surfaces	STD	STD	—	—
FUEL ECONOMY¹⁰					Heated front seats	—	—	—	—	Heated front seats	—	—	—	—
City / Highway / Combined	25 / 31 / 27 mpg	25 / 31 / 27 mpg (2WD) / 24 / 29 / 26 mpg (S-AWC)	25 / 31 / 27 mpg (2WD) / 24 / 29 / 26 mpg (S-AWC)	20 / 27 / 23 mpg	Gloss black shifter panel with silver accent	STD	STD	STD	STD	Gloss black shifter panel with silver accent	—	—	STD	STD
See www.fueleconomy.gov for EPA estimates. Your mileage will vary.					Leather-wrapped door armrest and trim panel insert	—	—	STD	STD	Leather-wrapped door armrest and trim panel insert	—	—	—	—
					8-way Power adjustable driver's seat with seat back pocket	—	—	STD	STD	8-way Power adjustable driver's seat with seat back pocket	—	—	STD	STD
										CONVENIENCE FEATURES	ES 2WD	SE 2WD/S-AWC	SEL 2WD/S-AWC	GT S-AWC
										MMCS Navigation system with 7-in. high-definition touch panel, voice command, 3D mapping, point-of-interest information, real-time traffic, and Mapcare® includes two annual map updates (replaces std. audio system head unit)	—	—	OPT	OPT
										710-watt Rockford-Fosgate® premium sound system with 9 speakers including 10-in. dual-voice coil subwoofer with Punch Control®, DTS® Neural Surround, PremiDIA-WIDE® surround, and Dolby® Volume ⁶	—	—	OPT	STD
										6.1-in. touch panel display audio system (replaces std. audio system head unit)	—	STD	STD	STD
										140-watt AM/FM/CD/MP3 audio system with 6 speakers	STD	STD	STD	—
										SiriusXM® Satellite Radio with 3-mo. subscription ⁹	—	—	—	OPT
										Digital HD Radio ⁸	—	STD	STD	STD
										FUSE Hands-free Link System ¹⁰ with Bluetooth® technology, USB port, and steering wheel controls ⁹	STD	STD	STD	STD
										Rearview camera	—	—	STD	STD
										Auto-dimming rearview mirror with Homelink® universal garage door opener	—	—	—	—
										Steering wheel mounted audio controls	STD	STD	STD	STD
										Power remote liftgate	—	—	—	OPT
										FAST-Key passive entry system with panic alarm feature	—	—	STD	STD
										Remote keyless entry with panic feature	STD	—	—	—
										One-touch Start/Stop (OSS) engine switch	—	—	STD	STD

CONVENIENCE FEATURES (CONT.)	ES 2WD	SE 2WD/S-AWC	SEL 2WD/S-AWC	GT S-AWC
ECO Mode switch	STD	STD	STD	STD
Cruise control	STD	STD	STD	STD
Power door locks and side-view mirrors	STD	STD	STD	STD
Power windows with driver's side auto up/down feature	STD	STD	STD	STD
12-volt accessory outlets (x2)	STD	STD	STD	STD
Floor center console box with armrest and cup holders	STD	STD	STD	STD
Instrument panel lower-center storage	STD	STD	STD	STD
Door trim pockets with bottle holder	STD	STD	STD	STD
Rear seat center armrest with cupholders	STD	STD	STD	STD
3rd row cupholder and storage space	STD	STD	STD	STD
Underfloor cargo area storage	STD	STD	STD	STD
Cargo tie-down utility hooks	STD	STD	STD	STD
Retractable assist grips	STD	STD	STD	STD
Coat hanger at rear assist grip	STD	STD	STD	STD

SAFETY AND SECURITY	ES 2WD	SE 2WD/S-AWC	SEL 2WD/S-AWC	GT S-AWC
Adaptive Cruise Control			OPT	OPT
Forward Collision Mitigation			OPT	OPT
Lane Departure Warning			OPT	OPT
Hill Start Assist	STD	STD	STD	STD
Anti-lock Braking System with Electronic Brakeforce Distribution and brake assist	STD	STD	STD	STD
Traction Control Logic	STD	STD	STD	STD
Tire Pressure Monitoring System	STD	STD	STD	STD
Side SRS curtain airbags	STD	STD	STD	STD
Front seat-mounted SRS side airbags	STD	STD	STD	STD
Driver's SRS knee airbag	STD	STD	STD	STD
Advanced dual-stage SRS front airbags	STD	STD	STD	STD
Three-point seatbelts and head restraints for all seating positions	STD	STD	STD	STD
Height adjustable front shoulder belts with pretensioner	STD	STD	STD	STD
LATCH child-restraint system	STD	STD	STD	STD
Child safety rear door locks	STD	STD	STD	STD
Anti-theft security alarm system	STD	STD	STD	STD
Anti-theft engine immobilizer	STD	STD	STD	STD
RISE body construction	STD	STD	STD	STD
Front pedestrian impact crumple zones	STD	STD	STD	STD

FACTORY PACKAGES
SEL Premium Package: Optional for SEL 2WD and SEL S-AWC 710-watt Rockford-Fosgate® premium sound system with 9 speakers including 10-in. dual-voice coil subwoofer with Punch Control®, DTS® Neural Surround, PremiDIA-WIDE® surround, and Dolby® Volume ⁴ SiriusXM® Satellite Radio with 3 mo. subscription ¹ Power glass sunroof with tilt and slide and one-touch open/close switch Power remote liftgate Power folding side-view mirrors Front wiper de-icer

SEL Advanced Safety Package:
Optional for SEL 2WD and SEL S-AWC Adaptive Cruise Control (ACC) system ¹ Lane Departure Warning (LDW) system ⁴ Forward Collision Mitigation (FCM) system ⁵ Rain-sensing windshield wipers Power folding side-view mirrors Auto on/off headlights Front wiper de-icer

SEL Touring Package:
Optional for SEL 2WD and SEL S-AWC MMCS Navigation system with 7-in. high-definition touch panel, voice command, 3D mapping, point-of-interest information, real-time traffic, and Mapcare® includes two annual map updates (replaces std. audio system head unit) 710-watt Rockford-Fosgate® premium sound system with 9 speakers including 10-in. dual-voice coil subwoofer with Punch Control®, DTS® Neural Surround, PremiDIA-WIDE® surround, and Dolby® Volume ⁴ Power glass sunroof with tilt and slide and one-touch open/close switch Power remote liftgate Adaptive Cruise Control (ACC) system ¹ Lane Departure Warning (LDW) system ⁴ Forward Collision Mitigation (FCM) system ⁵ Rain-sensing windshield wipers Auto on/off headlights SiriusXM® Satellite Radio with 3 mo. subscription ¹ Power folding side-view mirrors Front wiper de-icer

GT Touring Package:
Optional for GT S-AWC MMCS Navigation system with 7-in. high-definition touch panel, voice command, 3D mapping, point-of-interest information, real-time traffic, and Mapcare® includes two annual map updates (replaces std. audio system head unit) Adaptive Cruise Control (ACC) system ¹ Lane Departure Warning (LDW) system ⁴ Forward Collision Mitigation (FCM) system ⁵

OPTIONS
MMCS Navigation System (Not Available with Touring Package) Navigation system with 7-in. high-definition touch panel, voice command, 3D mapping, point-of-interest information, real-time traffic, and Mapcare® includes two annual map updates (replaces std. audio system head unit)

Cargo Mat Package
Cargo mat 3rd row floor mats Cargo net

Interior Package
Aluminum/leather shift knob Piano black accent panels and door switch panels

Exterior Package
Large rear spoiler Alloy fuel door Front, side, and rear airdams

Protection Package
Scuff plates Body side moldings Rear bumper step protector Liftgate protector

Cargo Tray Package
Cargo tray Cargo net 3rd row floor mats

Entertainment Package
Rear seat DVD player Remote control Infrared wireless headphones

All Weather Package
Remote engine start All-weather floor mats (4)

Towing Package
Tow hitch Trailer tow wire harness

Park Assist Sensor Package
(Available on SE, SEL and GT) Front and rear park assist sensors

Chrome Package
(Not available on ES) Door handle covers Side-view mirror covers

Blue LED Illumination Package
Floor illumination Shift gate illumination

ACCESSORIES
Sunroof Wind Deflector Available on SEL and GT
Roof Rack Crossbars Available on all trims
Fog Lights Available on ES
LED Fog lights Available on SE, SEL and GT
Mudguards Available on all trims (front and rear mudguards)
All Weather Floor Mats (4) Available on all trims
Tonneau Cover Available on all trims
Alloy Fuel Door Available on all trims
Third Row Floor Mat Available on all trims
Body Side Moldings (color-keyed) Available on all trims
Rear Park Assist Sensors Available on SE, SEL and GT
Hood Protector Available on all trims
Piano Black Accent Panels Available on ES and SE
Wheel Locks Available on all trims

- FOOTNOTES**
- Based on EPA highway mileage rating. Actual mileage may vary.
 - Airbags are part of a Supplemental Restraint System (SRS). To decrease the risk of injury from a deploying airbag, always wear your seat belt, sit upright in the middle of the seat, and do not lean against the door. Always place children 12 and under in the rear seat and use appropriate child restraints. Never place a rear-facing infant restraint in the front seat. See your Owner's Manual and instructions provided with your child restraint for additional information.
 - The Adaptive Cruise Control system is not a collision avoidance system or an automatic driving system. It is designed to use only limited braking and is never a substitute for safe and careful driving. Never rely solely on the Adaptive Cruise Control system.
 - The Lane Departure Warning system is designed to read the lane marks under certain conditions. It is not a collision avoidance system and is not a substitute for safe and careful driving.
 - The Forward Collision Mitigation system is designed to help avoid or reduce the crash speed in certain frontal collisions. It is not a substitute for safe and careful driving. Under certain circumstances, the system may not operate or may not detect a frontal vehicle correctly.
 - ©2015 Rockford Corporation. All Rights Reserved. ROCKFORD FOSGATE, PUNCH and associated logos where applicable are registered trademarks of Rockford Corporation in the United States and/or other countries. Specifications subject to change without notice.
 - The Bluetooth® word mark and logos are owned by the Bluetooth SIG, Inc., and any use of such marks by Mitsubishi is under license.
 - iPod is a registered trademark of Apple Computer, Inc.
 - Sirius services require subscriptions, sold separately after 3-month trial included with vehicle purchase. See our Customer Agreement for complete terms at www.siriusxm.com. If you decide to continue your Sirius services at the end of your trial subscription, the plan you choose will automatically renew and bill at then current rates until you call SiriusXM at 1-866-635-2349 to cancel. Programming subject to change. Sirius satellite service available only to those at least 18 and older in the 48 contiguous USA, D.C., and PR (with coverage limitations). SiriusXM and all related marks and logos are trademarks of SiriusXM Radio Inc.
 - EPA estimates are to be used as a standardized comparison with other vehicles. Your actual mileage will vary depending on how you drive and maintain your vehicle.

WARRANTY	See retailer for limited warranty and roadside assistance terms and conditions.		
Basic	5-year/60,000-mile limited warranty	The 10-year/100,000-mile Powertrain Limited Warranty applies only to the original owner of new, retailed 2016 models purchased from an authorized Mitsubishi dealer. Subsequent owners receive the balance of the New Vehicle Limited Warranty of 5 years/60,000 miles. Different coverage applies to the Mitsubishi i-MiEV. The Mitsubishi i-MiEV has 3-year/36,000-mile coverage for New Vehicles and 5-year/60,000-mile coverage for Limited Powertrain Warranty.	Mitsubishi Motors North America, Inc. 6400 Katella Ave., Cypress, CA 90630-0064 1-888-MITSU2016
Limited powertrain	10-year/100,000-mile limited warranty		
Anti-corrosion	7-year/100,000-mile limited warranty		
Roadside assistance	5-year/unlimited miles		

Log on to our website and browse our full lineup of new vehicles, get MSRP and customer rebate information and "build" the Mitsubishi that's right for you. The site can help you locate your nearest dealer - or even have a dealer contact you.

Technical data, equipment and options shown are based on the latest information available at the time of printing and are subject to change without notice. Colors may vary due to the printing process. Exterior and interior lights on vehicles shown may be illuminated for illustration purposes only. Vehicles are shown with optional equipment. Not all equipment is available on every model. For more complete details about equipment configuration and Mitsubishi Genuine Accessories, please contact your Mitsubishi Retailer.

MITSUBISHICARS.COM

[-] NOT AVAILABLE [STD] STANDARD [OPT] FACTORY PACKAGE [ACC] ACCESSORY FEATURES AND OPTIONS SUBJECT TO CHANGE WITHOUT NOTICE.