



MITSUBISHI
MOTORS
Drive your Ambition

HERE'S YOUR ALL-NEW 2023 OUTLANDER PLUG-IN HYBRID

The world's best-selling
Plug-in Hybrid SUV ¹




TRIM

SEL Premium



COLOR

**White Diamond
with Black Roof**



INTERIOR

**Black and Saddle
Tan Leather**

WINNER

THE 2023 FAMILY GREEN CAR OF THE YEAR™ BY GREEN CAR JOURNAL

Go green with your 2023 Outlander Plug-in Hybrid

For more information see [GreenCarJournal.com](https://www.GreenCarJournal.com)



420

Total Range

64 Combined MPGe²

38

Electric Range

on a full charge²

38_{MIN}

Best Charging Time

Approx. 80% using
DC fast charger³

7

Drive Modes

S-AWC⁴ with "Ready-
for-Anything" modes

S-AWC + TWIN MOTOR

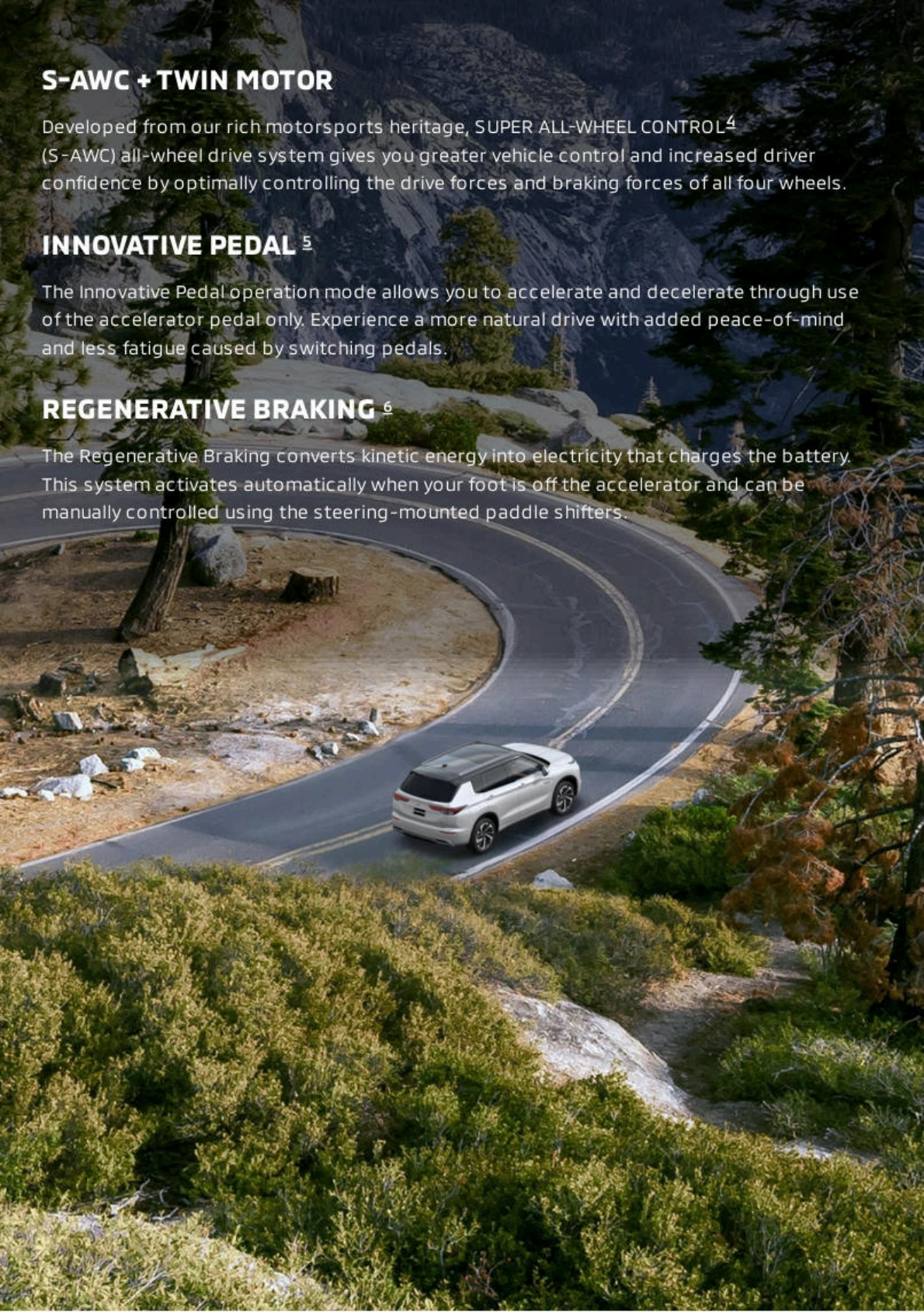
Developed from our rich motorsports heritage, SUPER ALL-WHEEL CONTROL⁴ (S-AWC) all-wheel drive system gives you greater vehicle control and increased driver confidence by optimally controlling the drive forces and braking forces of all four wheels.

INNOVATIVE PEDAL⁵

The Innovative Pedal operation mode allows you to accelerate and decelerate through use of the accelerator pedal only. Experience a more natural drive with added peace-of-mind and less fatigue caused by switching pedals.

REGENERATIVE BRAKING⁶

The Regenerative Braking converts kinetic energy into electricity that charges the battery. This system activates automatically when your foot is off the accelerator and can be manually controlled using the steering-mounted paddle shifters.



Seize the Road

Experience optimum driving performance with the innovative Plug-in Hybrid EV system. The fuel-efficient 2.4L MIVEC engine and twin electric motors intuitively shift between three drive modes, adapting to road conditions to provide extra power and versatility.



EV MODE

For easy commutes or quick trips to the grocery store, save on gas with 100% electric, zero-emission driving. In EV mode, power comes from the twin electric motors and energy is sourced exclusively from the lithium-ion battery pack.



SERIES HYBRID MODE

Need to add a little torque to an uphill situation? In Series Hybrid mode, the gas-powered generator helps charge the lithium-ion battery and delivers power to the twin electric motors, giving you a quick burst of speed when you need it.



PARALLEL HYBRID MODE


For weekend adventures and high-speed cruising, Parallel Hybrid mode kicks in. The 2.4L gas engine drives the front wheels with help from the twin electric motors, while any excess electricity is siphoned back into the lithium-ion battery pack.



INTERIOR

INSIDE YOUR OUTLANDER PLUG-IN HYBRID

Welcome to your inner sanctuary. The Outlander Plug-in Hybrid's premium cabin is the perfect place to recharge, delivering extraordinary comfort in an atmosphere of calm elegance.





7 SEATS

Now everyone can come along for the ride with 3 rows.



MASSAGE SEATS

Perfect for long-distance drives or after a long day of skiing or hiking.

AVAILABLE FEATURE



BOSE® AUDIO SYSTEM

The Bose® audio system offers built-in theater-like sound.

AVAILABLE FEATURE



8-WAY POWER SEATING

Configure every drive to your liking. Power seats with eight unique power seating options.

AVAILABLE FEATURE



LARGE CARGO ROOM

Loading up is easier than ever with up to 64.7 cubic feet of storage.



1500W CHARGE

The available AC power supply offers a source of electricity for small appliances, and anything else you can imagine.

AVAILABLE FEATURE





SUMMARY

YOUR ALL-NEW 2023 OUTLANDER PLUG-IN HYBRID

SEL Premium

White Diamond with Black Roof
Black and Saddle Tan Leather

Chrome Accents Pack

Chrome Door Handle Trim, Chrome Hood Emblem, Chrome Side Mirror Covers, Chrome Tailgate Trim

Dynamic Grille Illumination

BUILD AND PRICE

BOOK A TEST DRIVE

Disclaimers

Computer renderings depicted. Actual production model may vary. Optional features shown. Available at additional cost. Information accurate at time brochure is generated but is subject to change. Visit mitsubishicars.com or see your local Mitsubishi Motors dealer for complete details.

1 Based on S&P Global Mobility New Registrations of plug-in hybrid and all SUV body styles for Jan 2013 – Oct 2022 compiled from governments & other sources (where available). Captures 95% of global new vehicle volumes in more than 80 countries.

2 Electric range of up to 38 miles on a full charge and a combined electricity + gasoline range of 420 miles. Combined fuel economy Electricity + Gasoline of 64 MPGe. EPA highway mileage estimate. Actual range and mileage may vary with driving conditions. Use for comparison only.

3 Outlander Plug-in Hybrid DC fast charging is only available with CHAdeMO charging systems.

4 Standard feature. Super All-Wheel Control (S-AWC) adds Active Yaw Control (AYC) to realize the AWC concept at a very high level. While this Integrated Vehicle Dynamics Control System manages the driving forces and braking forces of the four wheels to help realize vehicle behavior that is faithful to the operation by the driver under a variety of driving conditions, it is not a substitute for careful driving. S-AWC cannot prevent collisions or loss of traction in all conditions. Exercise caution so your full attention is given to vehicle operation in all road conditions.

5 Standard feature. Innovative Pedal is a driver aid only and is not a substitute for safe and careful driving. The brake pedal must be used when stronger deceleration is required or when bringing the vehicle to a complete stop.

6 Regenerative Braking provides a minimal charge to the vehicle and is not a substitute for charging or refueling your vehicle.