



# HERE'S YOUR 2024 OUTLANDER PLUG-IN HYBRID

The world's best-selling  
plug-in hybrid SUV<sup>1</sup>




TRIM

**SEL Premium**



COLOR

**White Diamond  
with Black Roof**



INTERIOR

**Black and Saddle  
Tan Leather**

INTEGRATED CARE PROGRAM

# Mitsubishi Motors Confidence

Mitsubishi Motors Confidence is an integrated care program included in the price of each vehicle for all 2024 models:

- 2-Year/30,000-Mile Limited Maintenance (3 Oil & Filter Changes, 3 Tire Rotations and 1 Cabin Filter)<sup>2</sup>
  - 10-Year/100,000-Mile Powertrain Limited Warranty<sup>3</sup>
  - 5-Year/Unlimited-Mile Roadside Assistance<sup>4</sup>



420<sub>miles</sub>

**Total Range**

64 Combined MPGe<sup>5</sup>

38<sub>miles</sub>

**Electric Range**

on a full charge<sup>5</sup>

38<sub>min</sub>

**Best Charging Time**

Approx. 80% using DC fast charger<sup>6</sup>

7

**Drive Modes**

S-AWC<sup>7</sup> with "Ready-for-Anything" modes

## **S-AWC + Twin Motor**

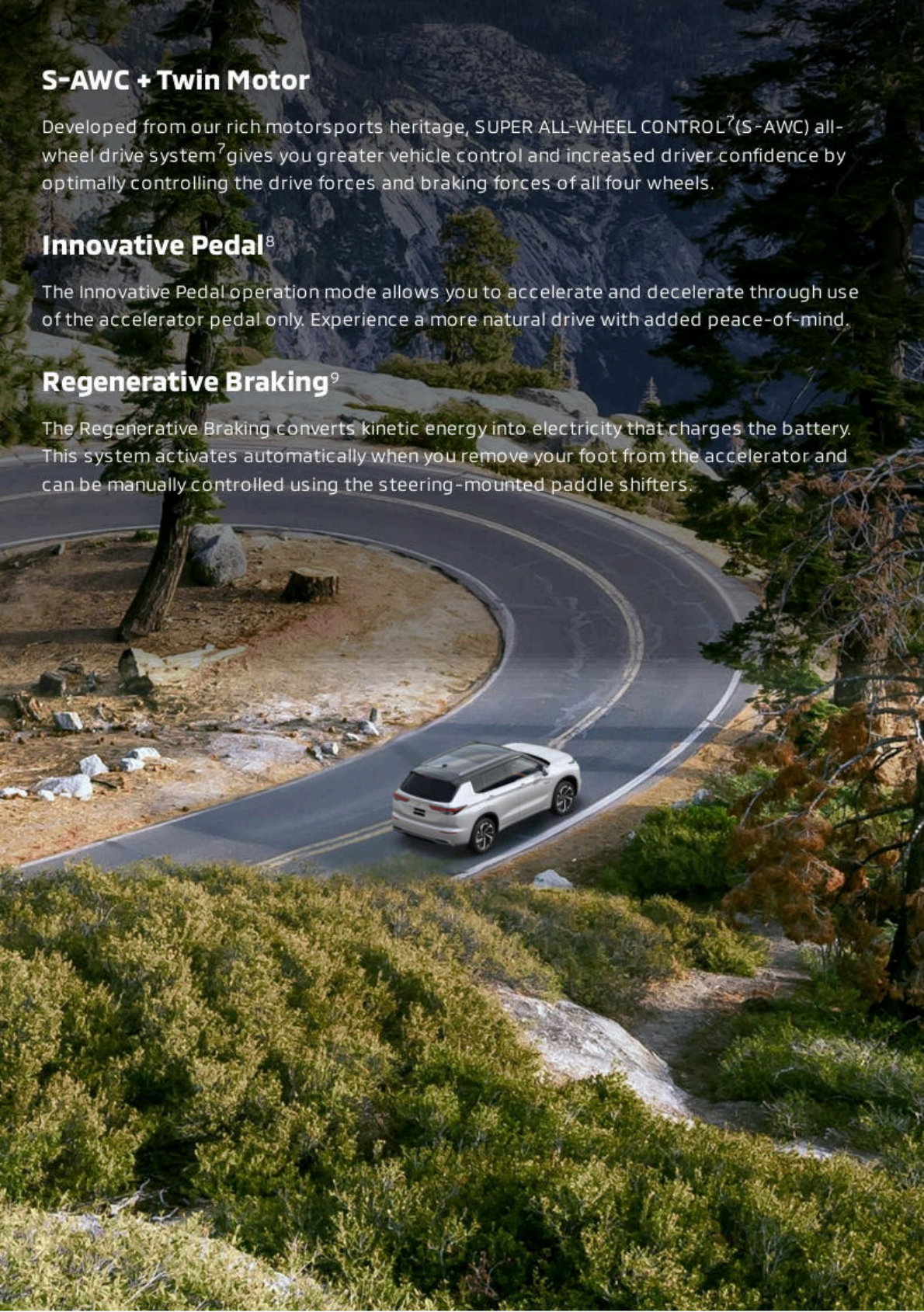
Developed from our rich motorsports heritage, SUPER ALL-WHEEL CONTROL<sup>7</sup> (S-AWC) all-wheel drive system<sup>7</sup> gives you greater vehicle control and increased driver confidence by optimally controlling the drive forces and braking forces of all four wheels.

## **Innovative Pedal<sup>8</sup>**

The Innovative Pedal operation mode allows you to accelerate and decelerate through use of the accelerator pedal only. Experience a more natural drive with added peace-of-mind.

## **Regenerative Braking<sup>9</sup>**

The Regenerative Braking converts kinetic energy into electricity that charges the battery. This system activates automatically when you remove your foot from the accelerator and can be manually controlled using the steering-mounted paddle shifters.



# Seize the Road

Experience optimum driving performance with the innovative Plug-in Hybrid EV system. The fuel-efficient 2.4L MIVEC engine and twin electric motors intuitively shift between three drive systems, adapting to road conditions to provide extra power and versatility.



## EV System

For easy commutes or quick trips to the grocery store, save on gas with 100% electric, zero-emission driving. In EV mode, power comes from the twin electric motors and energy is sourced exclusively from the lithium-ion battery pack.



## Series Hybrid System

Need to add a little torque to an uphill situation? In Series Hybrid mode, the gas-powered generator helps charge the lithium-ion battery and delivers power to the twin electric motors, giving you a quick burst of power when you need it.



## Parallel Hybrid System


For weekend adventures and cruising, Parallel Hybrid mode kicks in. The 2.4L gas engine drives the front wheels with help from the twin electric motors, while any excess electricity is siphoned back into the lithium-ion battery pack.



INTERIOR

## INSIDE YOUR OUTLANDER PLUG-IN HYBRID

Welcome to your inner sanctuary. The 2024 Outlander Plug-in Hybrid's premium cabin is the perfect place to recharge, delivering extraordinary comfort in an atmosphere of calm elegance.





## 7 SEATS

Now everyone can come along for the ride with 3 rows.



## MASSAGE SEATS

Perfect for long-distance drives or after a long day of skiing or hiking.

AVAILABLE FEATURE



## BOSE® AUDIO SYSTEM

The Bose® audio system offers built-in theater-like sound.

AVAILABLE FEATURE



## 8-WAY POWER SEATING

Configure every drive to your liking. Power seats with eight unique power seating options.

AVAILABLE FEATURE



## LARGE CARGO ROOM

Loading up is easier than ever with up to 64.7 cubic feet of storage.



## 1500W CHARGE

The available AC power supply offers a source of electricity for small appliances, and similar items.

AVAILABLE FEATURE





SUMMARY

## **YOUR 2024 OUTLANDER PLUG-IN HYBRID**

---

**SEL Premium**

White Diamond with Black Roof

Black and Saddle Tan Leather

**BUILD AND PRICE**

**BOOK A TEST DRIVE**

# Disclaimers

Computer renderings depicted. Actual production model may vary. Optional features shown. Available at additional cost. Information accurate at time microsite is generated but is subject to change. Visit [mitsubishicars.com](https://www.mitsubishicars.com) or see your local Mitsubishi dealer for complete details.

1 Based on S&P Global Mobility New Registrations of plug-in hybrid and all SUV body styles for Jan 2013 - Oct 2022 compiled from governments & other sources (where available). Captures 95% of global new vehicle volumes in more than 80 countries.

2 All coverage terms are from the original in-service date and are applicable only to the original owner of new, retailed models purchased from an authorized Mitsubishi retailer. Subsequent owners receive the balance of the Limited Warranty of 5 years/60,000 miles. See retailer for limited warranty and roadside assistance terms and conditions.

3 Timed from the date first sold or put into use, whichever is earlier. Coverage excludes winching of vehicles off road, vehicles disabled in rally racing or other competitive events and vehicles used for commercial purposes, such as police, taxi, route delivery, livery or daily rental services. Please see your warranty manual for details. MMNA reserves the right to limit and/or change available services.

4 Included on 2024 model-year Mitsubishi Motors vehicles sold in the United States. Includes the following services and parts: 1st service (12-months/12,000 miles) - oil and filter changes, tire rotation, and multi-point inspection; 2nd service (24-months/30,000 miles) - oil and filter changes, tire rotation, cabin air filter change, and multi-point inspection; 3rd service (24-months/30,000 miles) - oil and filter changes, tire rotation, and multi-point inspection. Mitsubishi Motors genuine oil and parts only. Services and parts not specified herein are excluded. Valid only for original owner of new, retailed 2024 model-year Mitsubishi Motors vehicle purchased from an authorized Mitsubishi Motors dealer in the United States, and not transferrable to any subsequent owner. Service not redeemed within specified time/mileage window is forfeited.

5 Electric range of up to 38 miles on a full charge and a combined electricity + gasoline range of 420 miles. Combined fuel economy Electricity + Gasoline of 64 MPGe. EPA highway mileage estimate. Actual range and mileage may vary with driving conditions. Use for comparison only.

6 Outlander Plug-in Hybrid DC fast charging is only available with CHAdeMO charging systems.

7 Standard feature. Super All-Wheel Control (S-AWC) adds Active Yaw Control (AYC) to realize the AWC concept at a very high level. While this integrated Vehicle Dynamics Control System manages the driving forces and braking forces of the four wheels to help realize vehicle behavior that is faithful to the operation by the driver under a variety of driving conditions, it is not a substitute for careful driving. S-AWC cannot prevent collisions or loss of traction in all conditions. Exercise caution so your full attention is given to vehicle operation in all road conditions.

8 Standard feature. Innovative Pedal is a driver aid only and is not a substitute for safe and careful driving. The brake pedal must be used when stronger deceleration is required or when bringing the vehicle to a complete stop.

9 Regenerative Braking provides a minimal charge to the vehicle and is not a substitute for charging or refueling your vehicle.