



ARMADA®

2026



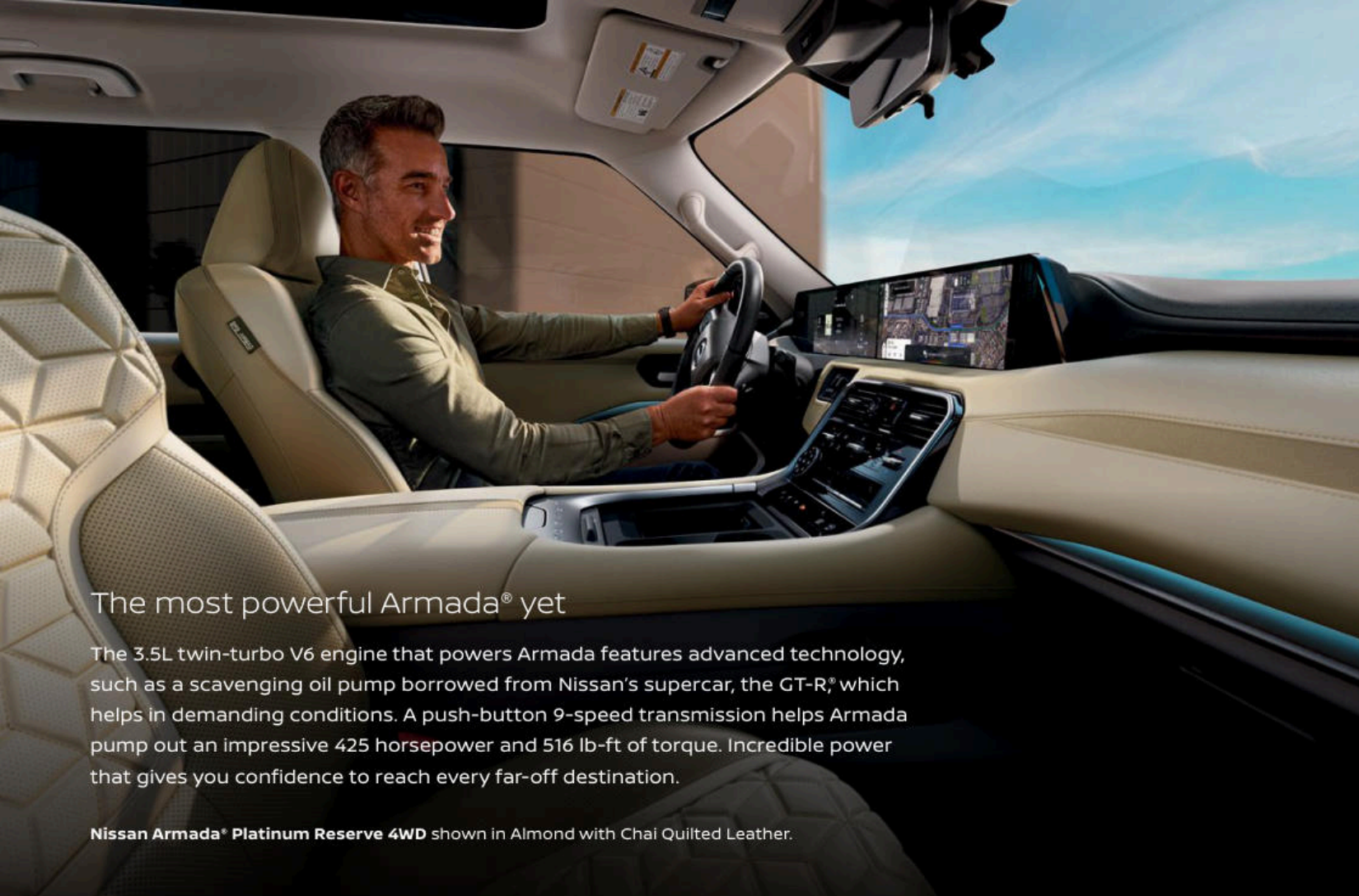
¹Feature availability varies by vehicle model year, model, trim level, packaging and options. ²Driver-assist and safety features have limitations which affect how they function in certain situations. The driver must never rely exclusively on any vehicle feature to warn about, prevent, or lessen the severity of a collision. It is the driver's responsibility to always be in control, monitor the surroundings, and safely operate the vehicle. Read your vehicle's Owner's Manual for further information. ³Extra cost option. ⁴Cargo shown for display purposes only. Cargo and load capacity limited by weight and distribution. Always secure cargo. Heavy loading of the vehicle with cargo, especially on the roof, will affect the handling and stability of the vehicle. ⁵Genuine Nissan Accessory Roof Rail Crossbars have a maximum weight limit of 165 lbs. ⁶Affiliated: Yakima® accessories shown are not genuine Nissan parts/accessories. Not warranted by Nissan. Refer to product manufacturer for warranty details. Nissan limited warranty does not cover damages or failures to the vehicle caused by improper installation or alterations of any accessory or component. Contact your dealer for details. ⁷See [NissanUSA.com/connect/legal](https://www.nissanusa.com/connect/legal) for more NissanConnect features/services information. ⁸Information displayed is dependent on how vehicle is equipped. Driving is serious business and requires your full attention. If you have to use the feature while driving, exercise extreme caution at all times so full attention may be given to vehicle operation. ⁹ProPILOT Assist 2.1 can't prevent collisions. Driver at all times responsible to maintain safety by monitoring traffic, controlling vehicle, and if needed steer, brake or accelerate. System works only when lane markings detected and does not function in all weather, traffic and road conditions. See Owner's Manual for safety information. NissanConnect Services subscription required. See [NissanUSA.com/connect/legal](https://www.nissanusa.com/connect/legal). ¹⁰Up to 8,500 lbs. maximum towing for 2026 Armada. Towing capacity varies by configuration. See Nissan Towing Guide and Owner's Manual for additional information. Cargo and load capacity limited by weight and distribution. Always secure cargo. ¹¹Towing capacity varies by configuration. See Nissan Towing Guide and Owner's Manual for additional information. Always secure cargo. ¹²Driving is serious business and requires your full attention. If you have to use the connected device while driving, exercise extreme caution at all times so full attention may be given to vehicle operation. External device not included. ¹³Feature availability varies by vehicle model year, model, trim level, packaging and options. **Consumer activation of NissanConnect® Services PREMIUM package ("Package") required.** Package trial period included with eligible new vehicle purchase or lease. Trial period may be subject to change or termination at any time and without notice. After trial period ends, monthly subscription fee required. Driving is serious business and requires your full attention. Only use features when safe and legal to do so. Never program while driving. GPS mapping may not be detailed in all areas or reflect current road status. Connectivity service required. App subscriptions may be required. Data rates may apply. Subject to third party service availability. Should such service providers terminate or restrict service or features, service or features may be suspended or terminated without notice or with no liability to Nissan or its partners or agents. Google, Google Play and Google Maps are trademarks of Google LLC. For more information, see [NissanUSA.com/connect/legal](https://www.nissanusa.com/connect/legal). ¹⁴Remote Engine Start System to be used only in accordance with laws or rules in effect in your vehicle's location. ¹⁵Do not perform slide forward function with the Child Restraint System occupied. ¹⁶120-volt power outlet is intended only for use with compatible items. Please check specifications of wattage and amperage of items to be plugged in to determine compatibility. ¹⁷Do not ride in a moving vehicle when the seatback is reclined. For the most effective protection, the seat should be upright. See Owner's Manual for safety information. ¹⁸Availability may vary. NissanConnect® Services subscription may be required. Always read and follow instructions for safe update procedures. You may contact Nissan at **1-800-333-0207** for assistance with software updates. You may also visit your local Nissan dealer; dealership charges may apply. ¹⁹Horsepower varies by trim level and use of fuel grade. Contact dealer for details. ²⁰Coming Fall 2025. Pre-production vehicle shown. Actual production model may vary. ²¹**Nissan vehicle with "SiriusXM with 360L" capability:** SiriusXM with 360L trial period is included with the purchase or lease of a new Nissan vehicle if: (i) vehicle is equipped with SiriusXM with 360L capability and (ii) vehicle is purchased or leased from new Nissan dealer stock. Trial period begins on the purchase or lease date of the qualifying new Nissan vehicle. SiriusXM with 360L is owned and operated by SiriusXM, use of SiriusXM account and its services and features are subject to the SiriusXM Customer Agreement and Privacy Policy available at [siriusxm.com](https://www.siriusxm.com), and are not within Nissan's control. Should SiriusXM terminate, change, or restrict service or features, service or features may be suspended or terminated without notice or with no liability to Nissan or its partners or agents. Nissan and its partners or agents are also not responsible for associated costs or other third party changes that may be required for continued operation due to cellular network unavailability, restriction, or termination (including equipment replacements/upgrades, if available, or roaming charges on alternative networks). Trial period is subject to change or early termination at any time without notice. SiriusXM and related logos are trademarks of Sirius XM Radio Inc. and its respective subsidiaries. **SiriusXM and SiriusXM with 360L Trial Subscription:** Service will automatically stop at the end of your trial subscription period unless you decide to continue service. Trial is non-transferable. If you do not wish to enjoy your trial, you can cancel by calling the number below. All SiriusXM services require a subscription, each sold separately by SiriusXM after the trial period. **Service subject to the SiriusXM Customer Agreement and Privacy Policy, visit [siriusxm.com](https://www.siriusxm.com) for complete terms and how to cancel which includes online methods or calling 1-866-635-2349.** Some services and features are subject to device capabilities and location availability. Satellite service not available in AK & HI. Certain features and/or content may not be available in vehicles with SiriusXM with 360L unless an active data connection is enabled in the vehicle. Content varies by SiriusXM subscription package. All fees, content and features are subject to change. ²²System may not engage if sensor is obstructed. System does not have the capability to identify individual passengers. Please see Owner's Manual for feature information. ²³Intelligent Dash Cam to be used only in accordance with any laws or rules in effect in your vehicle's location that may apply to audio or video recordings of drivers and passengers. Not every impact will trigger the vehicle's sensors and, as a result, may not activate some or all the vehicle's cameras. ²⁴Lowering and raising action for Access mode can only be performed when vehicle is at a complete stop and parked. Please see Nissan Owner's Manual for full details and information before using. ²⁵Information displayed is dependent on how vehicle is equipped. Do not use for extended periods of time. See Owner's Manual for important safety information. ²⁶Air bags are only a supplemental restraint system. Always wear your seat belt. Rear-facing child restraints should not be placed in the front-passenger's seat. All children 12 and under should ride in the rear seat properly secured in child restraints, booster seats, or seat belts according to their size. Air bags will only inflate in certain accidents. See Owner's Manual for safety information. ²⁷For complete information concerning warranty coverage, conditions, limitations, and exclusions, see your Nissan dealer, [parts.nissanusa.com](https://www.parts.nissanusa.com) and read your vehicle's Warranty Information Booklet. ²⁸Vehicle shown is for illustrative purposes only. Not representative of brochure's model year/ model. ²⁹Dual Camera Drive Recorder to be used only in accordance with any laws or rules in effect in your vehicle's location that may apply to audio or video recordings of drivers and passengers. ³⁰Never program while driving. GPS mapping may not be detailed in all areas or reflect current road status. ³¹2026 EPA Fuel Economy Estimates. 16 City MPG / 20 Highway MPG / 18 Combined MPG for Armada® 2WD. 16 City MPG / 19 Highway MPG / 17 Combined MPG for Armada® 4WD. 15 City MPG / 18 Highway MPG / 16 Combined MPG for Armada® PRO-4X®. Actual mileage may vary with driving conditions. ³²Roadside assistance coverage period varies by model year and model. Includes Trip Interruption benefits. For complete information concerning warranty coverage, conditions and exclusions, see your Nissan dealer and read your vehicle's Warranty Information Booklet. Apple CarPlay® is a registered trademark of Apple, Inc. Bluetooth® word mark and logos are owned by Bluetooth SIG, Inc., and any use of such marks by Nissan is under license. Google, Android Auto, Google Maps, YouTube Music, and other marks are trademarks of Google LLC. Compatible Android phone and compatible active data plan required. Wireless use of Android Auto requires a compatible Android 11.0+ phone and compatible active data plan. Check [g.co/android/autorequirements](https://www.google.com/android/autorequirements) for compatibility. HomeLink® is a registered trademark of Genetex Corporation. KICKER® is a registered trademark of Stillwater Designs. Klipsch® is a registered trademark of Klipsch Group, Inc. myQ® is a registered trademark of The Chamberlain Group, Inc. RAYS® is a registered trademark of RAYS Engineering. SiriusXM is a registered trademark of Sirius XM Radio Inc. Ultrasuede® is a registered trademark of Toray Industries, Inc. Yakima® is a registered trademark of Yakima Products, Inc. This brochure is intended for general descriptive and informational purposes only. It is subject to change and does not constitute an offer, representation or warranty (express or implied) by Nissan North America, Inc. Interested parties should confirm the accuracy of any information in this brochure as it relates to a vehicle directly with Nissan North America, Inc., before relying on it to make a purchase decision. Nissan North America, Inc., reserves the right to make changes, at any time, without prior notice, in prices, colors, materials, equipment, specifications, and models and to discontinue models or equipment. Due to continuous product development and other pre- and post-production factors, actual vehicle, materials and specifications may vary from this brochure. Some vehicles shown with optional equipment. See the actual vehicle for complete accuracy. Availability and delivery times for particular models or equipment may vary. Specifications, options and accessories may differ in Hawaii, U.S. territories and other countries. For additional information on availability, options or accessories, see your Nissan dealer or contact Nissan North America, Inc. at [NissanUSA.com](https://www.nissanusa.com), you'll find virtual product demonstrations, a way to "build your own Nissan," a dealer locator, and more information about key Nissan support services. Or if you'd prefer, call **1-800-NISSAN-3** for answers to specific questions about Armada® or any other Nissan vehicle. The Nissan names, logos, product names, feature names, and slogans are trademarks owned by or licensed to Nissan Motor Co. Ltd. and/or its North American subsidiaries. Other trademarks and trade names are those of their respective owners. **Always wear your seat belt, and please drive responsibly.** ©2025 Nissan North America, Inc. All rights reserved. *26 Armada® 268275-N-07/25-533K-KSL

Conquer with confidence

Drawing inspiration from generations of off-road prowess, Nissan's flagship full-size SUV has been machine-tested in proving grounds, and real-world tested in some of the most extreme conditions on earth. The result is the first-ever Armada® PRO-4X® — equipped with some of Nissan's most advanced and dependable off-road technology. This trail-ready Armada is designed to help you confidently go where the journey takes you.



Nissan Armada® PRO-4X® shown in Alpine Metallic / Super Black Two-tone³ with Black Roof Rail Crossbars^{4,5} and Affiliated: Yakima® LoadWarrior — Cargo Basket^{4,6}



The most powerful Armada® yet

The 3.5L twin-turbo V6 engine that powers Armada features advanced technology, such as a scavenging oil pump borrowed from Nissan's supercar, the GT-R,⁹ which helps in demanding conditions. A push-button 9-speed transmission helps Armada pump out an impressive 425 horsepower and 516 lb-ft of torque. Incredible power that gives you confidence to reach every far-off destination.

Nissan Armada® Platinum Reserve 4WD shown in Almond with Chai Quilted Leather.

Relaxing drives for thrilling destinations

Road trips can be a grind. When the open road calls, Armada offers a wide range of reliable driver-assist technologies to help make your travels more relaxing, including available ProPILOT Assist 2.1 which provides you with foot- and hands-off freeway driving.⁹



Tow smarter, and harder

The power-packed Armada makes hauling up to 8,500 pounds a breeze.¹⁰ With a stacked list of available advanced features including Tow Mode, 3D Enhanced Intelligent Around View® Monitor, Trailer Brake Controller, Trailer Sway Control, Trailer Blind Spot Warning, and more, this full-size SUV offers some serious brains to match the brawn.^{1, 2, 11}

Nissan Armada® PRO-4X® shown in Super Black with optional equipment.

Gain perspective

The available highly advanced camera systems on Armada work together to help provide you with an enhanced view of your surroundings. The innovative Invisible Hood View provides a unique perspective of what's beneath you, allowing you to maneuver more precisely both on- and off-road. Use the expansive Ultra Wide View, which displays across both of the large dual screens, for the greatest look at your surroundings.^{1, 2, 7, 8}



Elevate your comfort zone

Armada's interior cabin space was expertly designed with luxurious features to enhance the comfort of every passenger. With ample room and quality design details for everyone, including available massaging front seats, Tri-Zone Automatic Temperature Control, available second-row captain's chairs, and up to eight USB-C ports.¹² Pick a seat, and find yourself at the center of attention.



Immersed in sound

Inside Armada, even the sound resonates quality, with an audio system that draws upon decades of audio electronics expertise to deliver an at-home theater, audiophile-quality sound. It features DJX surround sound technology with 12 speakers strategically placed throughout the cabin to immerse your passengers in crystal-clear sound.¹

Nissan Armada® PRO-4X® shown in Charcoal Quilted Leather with optional equipment and accessory Soft Sided Cargo Cooler.⁴

Bigger bells. Better whistles.

From the moment you take command of the Armada, you're reminded that going bigger is always better. Decked out with available features like dual high-resolution widescreen 14.3-inch displays,^{1,7,8} Google built-in,^{1,7,13} customizable ambient interior lighting,¹ wireless charging,^{1,12} and a large panoramic moonroof, you'll enjoy all that the world has to offer, inside and out.



Nissan Armada® Platinum Reserve 4WD shown in Chestnut with Rye Quilted Leather.

CHOOSE YOUR COLOR



Aspen White TriCoat³

Everest White Pearl TriCoat³

Brilliant Silver Metallic

Gun Metallic

Stealth Gray³

SV SL PLT PRO-4X NISMO PR

SV SL PLT PRO-4X NISMO PR

SV SL PLT PRO-4X NISMO PR

SV SL PLT PRO-4X NISMO PR

SV SL PLT PRO-4X NISMO PR

Charcoal Leatherette	<input type="checkbox"/>	<input type="checkbox"/>	<input type="checkbox"/>	<input type="checkbox"/>	<input type="checkbox"/>
Charcoal with Espresso TailorFit™	<input type="checkbox"/>	<input type="checkbox"/>	<input type="checkbox"/>	<input type="checkbox"/>	<input type="checkbox"/>
Chestnut with Rye TailorFit™	<input type="checkbox"/>	<input type="checkbox"/>	<input type="checkbox"/>	<input type="checkbox"/>	<input type="checkbox"/>
Charcoal Quilted Leather	<input type="checkbox"/>	<input type="checkbox"/>	<input type="checkbox"/>	<input type="checkbox"/>	<input type="checkbox"/>
Charcoal Leather / Red Quilted Ultrasuede®	<input type="checkbox"/>	<input type="checkbox"/>	<input type="checkbox"/>	<input type="checkbox"/>	<input type="checkbox"/>
Charcoal with Espresso Quilted Leather	<input type="checkbox"/>	<input type="checkbox"/>	<input type="checkbox"/>	<input type="checkbox"/>	<input type="checkbox"/>
Chestnut with Rye Quilted Leather	<input type="checkbox"/>	<input type="checkbox"/>	<input type="checkbox"/>	<input type="checkbox"/>	<input type="checkbox"/>
Almond with Chai Quilted Leather	<input type="checkbox"/>	<input type="checkbox"/>	<input type="checkbox"/>	<input type="checkbox"/>	<input type="checkbox"/>

Charcoal Leatherette	<input type="checkbox"/>	<input type="checkbox"/>	<input type="checkbox"/>	<input type="checkbox"/>	<input type="checkbox"/>
Charcoal with Espresso TailorFit™	<input type="checkbox"/>	<input type="checkbox"/>	<input type="checkbox"/>	<input type="checkbox"/>	<input type="checkbox"/>
Chestnut with Rye TailorFit™	<input type="checkbox"/>	<input type="checkbox"/>	<input type="checkbox"/>	<input type="checkbox"/>	<input type="checkbox"/>
Charcoal Quilted Leather	<input type="checkbox"/>	<input type="checkbox"/>	<input type="checkbox"/>	<input type="checkbox"/>	<input type="checkbox"/>
Charcoal Leather / Red Quilted Ultrasuede®	<input type="checkbox"/>	<input type="checkbox"/>	<input type="checkbox"/>	<input type="checkbox"/>	<input type="checkbox"/>
Charcoal with Espresso Quilted Leather	<input type="checkbox"/>	<input type="checkbox"/>	<input type="checkbox"/>	<input type="checkbox"/>	<input type="checkbox"/>
Chestnut with Rye Quilted Leather	<input type="checkbox"/>	<input type="checkbox"/>	<input type="checkbox"/>	<input type="checkbox"/>	<input type="checkbox"/>
Almond with Chai Quilted Leather	<input type="checkbox"/>	<input type="checkbox"/>	<input type="checkbox"/>	<input type="checkbox"/>	<input type="checkbox"/>

Charcoal Leatherette	<input type="checkbox"/>	<input type="checkbox"/>	<input type="checkbox"/>	<input type="checkbox"/>	<input type="checkbox"/>
Charcoal with Espresso TailorFit™	<input type="checkbox"/>	<input type="checkbox"/>	<input type="checkbox"/>	<input type="checkbox"/>	<input type="checkbox"/>
Chestnut with Rye TailorFit™	<input type="checkbox"/>	<input type="checkbox"/>	<input type="checkbox"/>	<input type="checkbox"/>	<input type="checkbox"/>
Charcoal Quilted Leather	<input type="checkbox"/>	<input type="checkbox"/>	<input type="checkbox"/>	<input type="checkbox"/>	<input type="checkbox"/>
Charcoal Leather / Red Quilted Ultrasuede®	<input type="checkbox"/>	<input type="checkbox"/>	<input type="checkbox"/>	<input type="checkbox"/>	<input type="checkbox"/>
Charcoal with Espresso Quilted Leather	<input type="checkbox"/>	<input type="checkbox"/>	<input type="checkbox"/>	<input type="checkbox"/>	<input type="checkbox"/>
Chestnut with Rye Quilted Leather	<input type="checkbox"/>	<input type="checkbox"/>	<input type="checkbox"/>	<input type="checkbox"/>	<input type="checkbox"/>
Almond with Chai Quilted Leather	<input type="checkbox"/>	<input type="checkbox"/>	<input type="checkbox"/>	<input type="checkbox"/>	<input type="checkbox"/>

Charcoal Leatherette	<input type="checkbox"/>	<input type="checkbox"/>	<input type="checkbox"/>	<input type="checkbox"/>	<input type="checkbox"/>
Charcoal with Espresso TailorFit™	<input type="checkbox"/>	<input type="checkbox"/>	<input type="checkbox"/>	<input type="checkbox"/>	<input type="checkbox"/>
Chestnut with Rye TailorFit™	<input type="checkbox"/>	<input type="checkbox"/>	<input type="checkbox"/>	<input type="checkbox"/>	<input type="checkbox"/>
Charcoal Quilted Leather	<input type="checkbox"/>	<input type="checkbox"/>	<input type="checkbox"/>	<input type="checkbox"/>	<input type="checkbox"/>
Charcoal Leather / Red Quilted Ultrasuede®	<input type="checkbox"/>	<input type="checkbox"/>	<input type="checkbox"/>	<input type="checkbox"/>	<input type="checkbox"/>
Charcoal with Espresso Quilted Leather	<input type="checkbox"/>	<input type="checkbox"/>	<input type="checkbox"/>	<input type="checkbox"/>	<input type="checkbox"/>
Chestnut with Rye Quilted Leather	<input type="checkbox"/>	<input type="checkbox"/>	<input type="checkbox"/>	<input type="checkbox"/>	<input type="checkbox"/>
Almond with Chai Quilted Leather	<input type="checkbox"/>	<input type="checkbox"/>	<input type="checkbox"/>	<input type="checkbox"/>	<input type="checkbox"/>

Charcoal Leatherette	<input type="checkbox"/>	<input type="checkbox"/>	<input type="checkbox"/>	<input type="checkbox"/>	<input type="checkbox"/>
Charcoal with Espresso TailorFit™	<input type="checkbox"/>	<input type="checkbox"/>	<input type="checkbox"/>	<input type="checkbox"/>	<input type="checkbox"/>
Chestnut with Rye TailorFit™	<input type="checkbox"/>	<input type="checkbox"/>	<input type="checkbox"/>	<input type="checkbox"/>	<input type="checkbox"/>
Charcoal Quilted Leather	<input type="checkbox"/>	<input type="checkbox"/>	<input type="checkbox"/>	<input type="checkbox"/>	<input type="checkbox"/>
Charcoal Leather / Red Quilted Ultrasuede®	<input type="checkbox"/>	<input type="checkbox"/>	<input type="checkbox"/>	<input type="checkbox"/>	<input type="checkbox"/>
Charcoal with Espresso Quilted Leather	<input type="checkbox"/>	<input type="checkbox"/>	<input type="checkbox"/>	<input type="checkbox"/>	<input type="checkbox"/>
Chestnut with Rye Quilted Leather	<input type="checkbox"/>	<input type="checkbox"/>	<input type="checkbox"/>	<input type="checkbox"/>	<input type="checkbox"/>
Almond with Chai Quilted Leather	<input type="checkbox"/>	<input type="checkbox"/>	<input type="checkbox"/>	<input type="checkbox"/>	<input type="checkbox"/>



Coullis Red Pearl³

Alpine Metallic³

Deep Ocean Blue Pearl

Super Black

Black Diamond Pearl

SV SL PLT PRO-4X NISMO PR

SV SL PLT PRO-4X NISMO PR

SV SL PLT PRO-4X NISMO PR

SV SL PLT PRO-4X NISMO PR

SV SL PLT PRO-4X NISMO PR

Charcoal Leatherette	<input type="checkbox"/>	<input type="checkbox"/>	<input type="checkbox"/>	<input type="checkbox"/>	<input type="checkbox"/>
Charcoal with Espresso TailorFit™	<input type="checkbox"/>	<input type="checkbox"/>	<input type="checkbox"/>	<input type="checkbox"/>	<input type="checkbox"/>
Chestnut with Rye TailorFit™	<input type="checkbox"/>	<input type="checkbox"/>	<input type="checkbox"/>	<input type="checkbox"/>	<input type="checkbox"/>
Charcoal Quilted Leather	<input type="checkbox"/>	<input type="checkbox"/>	<input type="checkbox"/>	<input type="checkbox"/>	<input type="checkbox"/>
Charcoal Leather / Red Quilted Ultrasuede®	<input type="checkbox"/>	<input type="checkbox"/>	<input type="checkbox"/>	<input type="checkbox"/>	<input type="checkbox"/>
Charcoal with Espresso Quilted Leather	<input type="checkbox"/>	<input type="checkbox"/>	<input type="checkbox"/>	<input type="checkbox"/>	<input type="checkbox"/>
Chestnut with Rye Quilted Leather	<input type="checkbox"/>	<input type="checkbox"/>	<input type="checkbox"/>	<input type="checkbox"/>	<input type="checkbox"/>
Almond with Chai Quilted Leather	<input type="checkbox"/>	<input type="checkbox"/>	<input type="checkbox"/>	<input type="checkbox"/>	<input type="checkbox"/>

Charcoal Leatherette	<input type="checkbox"/>	<input type="checkbox"/>	<input type="checkbox"/>	<input type="checkbox"/>	<input type="checkbox"/>
Charcoal with Espresso TailorFit™	<input type="checkbox"/>	<input type="checkbox"/>	<input type="checkbox"/>	<input type="checkbox"/>	<input type="checkbox"/>
Chestnut with Rye TailorFit™	<input type="checkbox"/>	<input type="checkbox"/>	<input type="checkbox"/>	<input type="checkbox"/>	<input type="checkbox"/>
Charcoal Quilted Leather	<input type="checkbox"/>	<input type="checkbox"/>	<input type="checkbox"/>	<input type="checkbox"/>	<input type="checkbox"/>
Charcoal Leather / Red Quilted Ultrasuede®	<input type="checkbox"/>	<input type="checkbox"/>	<input type="checkbox"/>	<input type="checkbox"/>	<input type="checkbox"/>
Charcoal with Espresso Quilted Leather	<input type="checkbox"/>	<input type="checkbox"/>	<input type="checkbox"/>	<input type="checkbox"/>	<input type="checkbox"/>
Chestnut with Rye Quilted Leather	<input type="checkbox"/>	<input type="checkbox"/>	<input type="checkbox"/>	<input type="checkbox"/>	<input type="checkbox"/>
Almond with Chai Quilted Leather	<input type="checkbox"/>	<input type="checkbox"/>	<input type="checkbox"/>	<input type="checkbox"/>	<input type="checkbox"/>





Charcoal Leatherette	<input type="checkbox"/>	<input type="checkbox"/>	<input type="checkbox"/>	<input type="checkbox"/>	<input type="checkbox"/>
Charcoal with Espresso TailorFit™	<input type="checkbox"/>	<input type="checkbox"/>	<input type="checkbox"/>	<input type="checkbox"/>	<input type="checkbox"/>
Chestnut with Rye TailorFit™	<input type="checkbox"/>	<input type="checkbox"/>	<input type="checkbox"/>	<input type="checkbox"/>	<input type="checkbox"/>
Charcoal Quilted Leather	<input type="checkbox"/>	<input type="checkbox"/>	<input type="checkbox"/>	<input type="checkbox"/>	<input type="checkbox"/>
Charcoal Leather / Red Quilted Ultrasuede®	<input type="checkbox"/>	<input type="checkbox"/>	<input type="checkbox"/>	<input type="checkbox"/>	<input type="checkbox"/>
Charcoal with Espresso Quilted Leather	<input type="checkbox"/>	<input type="checkbox"/>	<input type="checkbox"/>	<input type="checkbox"/>	<input type="checkbox"/>
Chestnut with Rye Quilted Leather	<input type="checkbox"/>	<input type="checkbox"/>	<input type="checkbox"/>	<input type="checkbox"/>	<input type="checkbox"/>
Almond with Chai Quilted Leather	<input type="checkbox"/>	<input type="checkbox"/>	<input type="checkbox"/>	<input type="checkbox"/>	<input type="checkbox"/>

Charcoal Leatherette	<input type="checkbox"/>	<input type="checkbox"/>	<input type="checkbox"/>	<input type="checkbox"/>	<input type="checkbox"/>
Charcoal with Espresso TailorFit™	<input type="checkbox"/>	<input type="checkbox"/>	<input type="checkbox"/>	<input type="checkbox"/>	<input type="checkbox"/>
Chestnut with Rye TailorFit™	<input type="checkbox"/>	<input type="checkbox"/>	<input type="checkbox"/>	<input type="checkbox"/>	<input type="checkbox"/>
Charcoal Quilted Leather	<input type="checkbox"/>	<input type="checkbox"/>	<input type="checkbox"/>	<input type="checkbox"/>	<input type="checkbox"/>
Charcoal Leather / Red Quilted Ultrasuede®	<input type="checkbox"/>	<input type="checkbox"/>	<input type="checkbox"/>	<input type="checkbox"/>	<input type="checkbox"/>
Charcoal with Espresso Quilted Leather	<input type="checkbox"/>	<input type="checkbox"/>	<input type="checkbox"/>	<input type="checkbox"/>	<input type="checkbox"/>
Chestnut with Rye Quilted Leather	<input type="checkbox"/>	<input type="checkbox"/>	<input type="checkbox"/>	<input type="checkbox"/>	<input type="checkbox"/>
Almond with Chai Quilted Leather	<input type="checkbox"/>	<input type="checkbox"/>	<input type="checkbox"/>	<input type="checkbox"/>	<input type="checkbox"/>

Charcoal Leatherette	<input type="checkbox"/>	<input type="checkbox"/>	<input type="checkbox"/>	<input type="checkbox"/>	<input type="checkbox"/>
Charcoal with Espresso TailorFit™	<input type="checkbox"/>	<input type="checkbox"/>	<input type="checkbox"/>	<input type="checkbox"/>	<input type="checkbox"/>
Chestnut with Rye TailorFit™	<input type="checkbox"/>	<input type="checkbox"/>	<input type="checkbox"/>	<input type="checkbox"/>	<input type="checkbox"/>
Charcoal Quilted Leather	<input type="checkbox"/>	<input type="checkbox"/>	<input type="checkbox"/>	<input type="checkbox"/>	<input type="checkbox"/>
Charcoal Leather / Red Quilted Ultrasuede®	<input type="checkbox"/>	<input type="checkbox"/>	<input type="checkbox"/>	<input type="checkbox"/>	<input type="checkbox"/>
Charcoal with Espresso Quilted Leather	<input type="checkbox"/>	<input type="checkbox"/>	<input type="checkbox"/>	<input type="checkbox"/>	<input type="checkbox"/>
Chestnut with Rye Quilted Leather	<input type="checkbox"/>	<input type="checkbox"/>	<input type="checkbox"/>	<input type="checkbox"/>	<input type="checkbox"/>
Almond with Chai Quilted Leather	<input type="checkbox"/>	<input type="checkbox"/>	<input type="checkbox"/>	<input type="checkbox"/>	<input type="checkbox"/>

■ Standard

Nissan has taken care to ensure that the digital color swatches presented here are the closest possible representation of actual vehicle colors. Swatches may vary slightly due to viewing light or screen quality. Please see the actual vehicle and colors at your dealer.



Aspen White TriCoat / Super Black Two-tone³

Everest White Pearl TriCoat / Super Black Two-tone³

Gun Metallic / Super Black Two-tone³

Stealth Gray / Super Black Two-tone³

Coullis Red Pearl / Super Black Two-tone³

Alpine Metallic / Super Black Two-tone³

SV SL PLT PRO-4X NISMO PR

SV SL PLT PRO-4X NISMO PR

SV SL PLT PRO-4X NISMO PR

SV SL PLT PRO-4X NISMO PR

SV SL PLT PRO-4X NISMO PR

SV SL PLT PRO-4X NISMO PR

Charcoal Leatherette	<input type="checkbox"/>	<input type="checkbox"/>	<input type="checkbox"/>	<input type="checkbox"/>	<input type="checkbox"/>
Charcoal with Espresso TailorFit™	<input type="checkbox"/>	<input type="checkbox"/>	<input type="checkbox"/>	<input type="checkbox"/>	<input type="checkbox"/>
Chestnut with Rye TailorFit™	<input type="checkbox"/>	<input type="checkbox"/>	<input type="checkbox"/>	<input type="checkbox"/>	<input type="checkbox"/>
Charcoal Quilted Leather	<input type="checkbox"/>	<input type="checkbox"/>	<input type="checkbox"/>	<input type="checkbox"/>	<input type="checkbox"/>
Charcoal Leather / Red Quilted Ultrasuede®	<input type="checkbox"/>	<input type="checkbox"/>	<input type="checkbox"/>	<input type="checkbox"/>	<input type="checkbox"/>
Charcoal with Espresso Quilted Leather	<input type="checkbox"/>	<input type="checkbox"/>	<input type="checkbox"/>	<input type="checkbox"/>	<input type="checkbox"/>
Chestnut with Rye Quilted Leather	<input type="checkbox"/>	<input type="checkbox"/>	<input type="checkbox"/>	<input type="checkbox"/>	<input type="checkbox"/>
Almond with Chai Quilted Leather	<input type="checkbox"/>	<input type="checkbox"/>	<input type="checkbox"/>	<input type="checkbox"/>	<input type="checkbox"/>

Charcoal Leatherette	<input type="checkbox"/>	<input type="checkbox"/>	<input type="checkbox"/>	<input type="checkbox"/>	<input type="checkbox"/>
Charcoal with Espresso TailorFit™	<input type="checkbox"/>	<input type="checkbox"/>	<input type="checkbox"/>	<input type="checkbox"/>	<input type="checkbox"/>
Chestnut with Rye TailorFit™	<input type="checkbox"/>	<input type="checkbox"/>	<input type="checkbox"/>	<input type="checkbox"/>	<input type="checkbox"/>
Charcoal Quilted Leather	<input type="checkbox"/>	<input type="checkbox"/>	<input type="checkbox"/>	<input type="checkbox"/>	<input type="checkbox"/>
Charcoal Leather / Red Quilted Ultrasuede®	<input type="checkbox"/>	<input type="checkbox"/>	<input type="checkbox"/>	<input type="checkbox"/>	<input type="checkbox"/>
Charcoal with Espresso Quilted Leather	<input type="checkbox"/>	<input type="checkbox"/>	<input type="checkbox"/>	<input type="checkbox"/>	<input type="checkbox"/>
Chestnut with Rye Quilted Leather	<input type="checkbox"/>	<input type="checkbox"/>	<input type="checkbox"/>	<input type="checkbox"/>	<input type="checkbox"/>
Almond with Chai Quilted Leather	<input type="checkbox"/>	<input type="checkbox"/>	<input type="checkbox"/>	<input type="checkbox"/>	<input type="checkbox"/>


Charcoal Leatherette	<input type="checkbox"/>	<input type="checkbox"/>	<input type="checkbox"/>	<input type="checkbox"/>	<input type="checkbox"/>
Charcoal with Espresso TailorFit™	<input type="checkbox"/>	<input type="checkbox"/>	<input type="checkbox"/>	<input type="checkbox"/>	<input type="checkbox"/>
Chestnut with Rye TailorFit™	<input type="checkbox"/>	<input type="checkbox"/>	<input type="checkbox"/>	<input type="checkbox"/>	<input type="checkbox"/>
Charcoal Quilted Leather	<input type="checkbox"/>	<input type="checkbox"/>	<input type="checkbox"/>	<input type="checkbox"/>	<input type="checkbox"/>
Charcoal Leather / Red Quilted Ultrasuede®	<input type="checkbox"/>	<input type="checkbox"/>	<input type="checkbox"/>	<input type="checkbox"/>	<input type="checkbox"/>
Charcoal with Espresso Quilted Leather	<input type="checkbox"/>	<input type="checkbox"/>	<input type="checkbox"/>	<input type="checkbox"/>	<input type="checkbox"/>
Chestnut with Rye Quilted Leather	<input type="checkbox"/>	<input type="checkbox"/>	<input type="checkbox"/>	<input type="checkbox"/>	<input type="checkbox"/>
Almond with Chai Quilted Leather	<input type="checkbox"/>	<input type="checkbox"/>	<input type="checkbox"/>	<input type="checkbox"/>	<input type="checkbox"/>

Charcoal Leatherette	<input type="checkbox"/>	<input type="checkbox"/>	<input type="checkbox"/>	<input type="checkbox"/>	<input type="checkbox"/>
Charcoal with Espresso TailorFit™	<input type="checkbox"/>	<input type="checkbox"/>	<input type="checkbox"/>	<input type="checkbox"/>	<input type="checkbox"/>
Chestnut with Rye TailorFit™	<input type="checkbox"/>	<input type="checkbox"/>	<input type="checkbox"/>	<input type="checkbox"/>	<input type="checkbox"/>
Charcoal Quilted Leather	<input type="checkbox"/>	<input type="checkbox"/>	<input type="checkbox"/>	<input type="checkbox"/>	<input type="checkbox"/>
Charcoal Leather / Red Quilted Ultrasuede®	<input type="checkbox"/>	<input type="checkbox"/>	<input type="checkbox"/>	<input type="checkbox"/>	<input type="checkbox"/>
Charcoal with Espresso Quilted Leather	<input type="checkbox"/>	<input type="checkbox"/>	<input type="checkbox"/>	<input type="checkbox"/>	<input type="checkbox"/>
Chestnut with Rye Quilted Leather	<input type="checkbox"/>	<input type="checkbox"/>	<input type="checkbox"/>	<input type="checkbox"/>	<input type="checkbox"/>
Almond with Chai Quilted Leather	<input type="checkbox"/>	<input type="checkbox"/>	<input type="checkbox"/>	<input type="checkbox"/>	<input type="checkbox"/>

Charcoal Leatherette	<input type="checkbox"/>	<input type="checkbox"/>	<input type="checkbox"/>	<input type="checkbox"/>	<input type="checkbox"/>
Charcoal with Espresso TailorFit™	<input type="checkbox"/>	<input type="checkbox"/>	<input type="checkbox"/>	<input type="checkbox"/>	<input type="checkbox"/>
Chestnut with Rye TailorFit™	<input type="checkbox"/>	<input type="checkbox"/>	<input type="checkbox"/>	<input type="checkbox"/>	<input type="checkbox"/>
Charcoal Quilted Leather	<input type="checkbox"/>	<input type="checkbox"/>	<input type="checkbox"/>	<input type="checkbox"/>	<input type="checkbox"/>
Charcoal Leather / Red Quilted Ultrasuede®	<input type="checkbox"/>	<input type="checkbox"/>	<input type="checkbox"/>	<input type="checkbox"/>	<input type="checkbox"/>
Charcoal with Espresso Quilted Leather	<input type="checkbox"/>	<input type="checkbox"/>	<input type="checkbox"/>	<input type="checkbox"/>	<input type="checkbox"/>
Chestnut with Rye Quilted Leather	<input type="checkbox"/>	<input type="checkbox"/>	<input type="checkbox"/>	<input type="checkbox"/>	<input type="checkbox"/>
Almond with Chai Quilted Leather	<input type="checkbox"/>	<input type="checkbox"/>	<input type="checkbox"/>	<input type="checkbox"/>	<input type="checkbox"/>

Charcoal Leatherette	<input type="checkbox"/>	<input type="checkbox"/>	<input type="checkbox"/>	<input type="checkbox"/>	<input type="checkbox"/>
Charcoal with Espresso TailorFit™	<input type="checkbox"/>	<input type="checkbox"/>	<input type="checkbox"/>	<input type="checkbox"/>	<input type="checkbox"/>
Chestnut with Rye TailorFit™	<input type="checkbox"/>	<input type="checkbox"/>	<input type="checkbox"/>	<input type="checkbox"/>	<input type="checkbox"/>
Charcoal Quilted Leather	<input type="checkbox"/>	<input type="checkbox"/>	<input type="checkbox"/>	<input type="checkbox"/>	<input type="checkbox"/>
Charcoal Leather / Red Quilted Ultrasuede®	<input type="checkbox"/>	<input type="checkbox"/>	<input type="checkbox"/>	<input type="checkbox"/>	<input type="checkbox"/>
Charcoal with Espresso Quilted Leather	<input type="checkbox"/>	<input type="checkbox"/>	<input type="checkbox"/>	<input type="checkbox"/>	<input type="checkbox"/>
Chestnut with Rye Quilted Leather	<input type="checkbox"/>	<input type="checkbox"/>	<input type="checkbox"/>	<input type="checkbox"/>	<input type="checkbox"/>
Almond with Chai Quilted Leather	<input type="checkbox"/>	<input type="checkbox"/>	<input type="checkbox"/>	<input type="checkbox"/>	<input type="checkbox"/>

CHOOSE YOUR INTERIOR




Charcoal Leatherette
SV



Charcoal with Espresso TailorFit™
SL



Chestnut with Rye TailorFit™
SL



Charcoal Quilted Leather
PRO-4X®



Charcoal Leather / Red Quilted Ultrasuede®
NISMO



CHOOSE YOUR TRIM LEVEL

SV

Available Intelligent 4WD with 2-speed transfer case,² ProPILOT Assist 1.0,² Safety Shield[®] 360² — Automatic Emergency Braking with Pedestrian Detection,² Lane Departure Warning,² Blind Spot Warning,² Rear Cross Traffic Alert,² Rear Automatic Braking,² High Beam Assist, 18" Aluminum-alloy wheels, Class IV tow hitch receiver with 7-pin wiring harness,¹¹ Tri-Zone Automatic Temperature Control, Remote Engine Start System with Intelligent Climate Control,¹⁴ Approach unlock/walk away lock, Second-row 40/20/40-split fold-down bench seat featuring LATCH AND GLIDE,^{8,15} 12.3" Digital dashboard with fully digital gauges,⁸ NissanConnect[®] 12.3" touch-screen display,⁷ Wireless Apple CarPlay[®] integration,⁷ Wireless Android Auto[™] compatibility,⁷ Six USB-C ports¹²



SL INCLUDES SV EQUIPMENT PLUS:

Drive and Terrain Mode Selector with five modes, Available Drive and Terrain Mode Selector with eight modes, ProPILOT Assist 1.1,² HD Enhanced Intelligent Around View[®] Monitor,² Hill descent control, 20" Machine-finished aluminum-alloy wheels, 120-volt AC power outlet,¹⁶ Heated front seats, TailorFit[™] seats, EZ FLEX[®] Seating System, Third-row 60/40-split fold-down bench seat with power recline and one-touch folding,¹⁷ NissanConnect[®] Services,⁷ Wi-Fi Hotspot with trial access to 1-year Premium package,⁷ Firmware Over-The-Air Updates,¹⁸ Google built-in,^{7,13} Connected garage door opener with myQ,^{8,7} SiriusXM[®] with 360L with 3-month subscription included,²¹ Klipsch[®] Premium Audio System, Wireless charger



PLATINUM INCLUDES SL EQUIPMENT PLUS:

3D Enhanced Intelligent Around View Monitor,² Intelligent Rear View Mirror,² LED fog lights, Side mirrors with puddle lights, Panoramic moonroof, Motion Activated Liftgate, Biometric Cooling,²² Windshield wiper deicer, HomeLink[®] Universal Transceiver, Customizable multi-color ambient lighting, 12-way power driver's seat with 4-way power lumbar support, 12-way power passenger's seat with 4-way power lumbar support, Climate-controlled front seats (heated and ventilated), Heated outboard second-row seats, Second-row fold-down captain's chairs with armrests featuring LATCH AND GLIDE,^{8,15} Quilted leather seats (1st and 2nd rows), 14.3" Digital dashboard with fully digital gauges,⁸ NissanConnect[®] 14.3" touch-screen display,⁷ Intelligent Dash Cam,²³ Eight USB-C ports¹²



PRO-4X[®] INCLUDES SL EQUIPMENT PLUS:

Intelligent 4WD with 2-speed transfer case,² Electronic locking rear differential, Drive and Terrain Mode Selector with eight modes, Electronic air suspension,²⁴ 3D Enhanced Intelligent Around View Monitor,² Trailer brake controller,¹¹ 20" Black-painted aluminum-alloy wheels, 275/65R20 All-terrain tires, LED fog lights, Rear LED light bar, Side mirrors with puddle lights, Off-road front bumper with tow hooks and metal skid plate, Black overfender, Black exterior accents, PRO-4X embroidered quilted leather seats (1st and 2nd rows), Lava Red contrast interior stitching, 14.3" Digital dashboard with fully digital gauges,⁸ NissanConnect[®] 14.3" touch-screen display⁷



NISMO^{®20} INCLUDES SL EQUIPMENT PLUS:

NISMO-tuned 460-horsepower 3.5-liter twin-turbo V6 engine, Intelligent 4WD with 2-speed transfer case,² Drive and Terrain Mode Selector with eight modes, NISMO-tuned electric power steering, Electronic air suspension,²⁴ 3D Enhanced Intelligent Around View Monitor,² Intelligent Rear View Mirror,² Trailer brake controller,¹¹ Exclusive NISMO exterior styling,²² 22" NISMO RAYS[®] forged-alloy wheels, LED fog lights, Panoramic moonroof, Motion Activated Liftgate, HomeLink[®] Universal Transceiver, Customizable multi-color ambient lighting, 12-way power driver's and front passenger's seats, Second-row fold-down captain's chairs with armrests featuring LATCH AND GLIDE,^{8,15} NISMO quilted Ultrasuede[®] and leather sport seats (1st and 2nd rows), Massaging front seats, Aluminum sport pedals, 14.3" Digital dashboard with fully digital gauges,⁸ NissanConnect[®] 14.3" touch-screen display,⁷ Active Sound Enhancement, Eight USB-C ports¹²



PLATINUM RESERVE INCLUDES PLATINUM EQUIPMENT PLUS:

Electronic air suspension,²⁴ 22" Machine-finished aluminum-alloy wheels, Rear LED light bar, Body-color running boards, Trailer brake controller,¹¹ Massaging front seats, Premium leather-wrapped steering wheel, Head-Up Display,²⁵ Driver seat-mounted front-center supplemental air bag²⁶



CHOOSE YOUR PACKAGE



CAPTAIN'S CHAIRS PACKAGE SL, PRO-4X

- Second-row fold-down captain's chairs with armrests featuring LATCH AND GLIDE^{8,15}
- Second-row center console with cup holders
- Two USB-C ports in center console¹²



SPLIT BENCH SEAT PACKAGE PLATINUM, PLATINUM RESERVE

- Second-row 40/20/40-split fold-down bench seat featuring LATCH AND GLIDE^{8,15}
- Second-row armrest with cup holders
- Deletes two USB-C ports (six total)¹²



PROPILOT ASSIST 2.1 PACKAGE SL, PLATINUM, PLATINUM RESERVE

- ProPILOT Assist 2.1⁹
- NissanConnect[®] Services powered by SiriusXM[®] with trial access to 3-year ProPILOT Assist 2.1 package^{7,9}
- Customizable multi-color ambient lighting (SL only)
- Head-Up Display (SL and Platinum only)²⁵
- 3D Enhanced Intelligent Around View Monitor (SL only)²



PREMIUM PACKAGE PRO-4X

- Panoramic moonroof
- Motion Activated Liftgate
- Intelligent Rear View Mirror²
- Biometric Cooling²²
- 12-way power driver's and passenger's seats
- Climate-controlled front seats (heated and ventilated)
- Heated outboard second-row seats
- Intelligent Dash Cam²³
- HomeLink[®] Universal Transceiver

NISSAN ARMADA® ACCESSORIES

The ultimate personal statement

Every Genuine Nissan Accessory is custom-fit, custom-designed, and durability-tested. Each one is also backed by Nissan's 3-year/36,000-mile (whichever occurs first) limited warranty (if installed by the dealer at the time of new vehicle purchase) and can be financed when installed by the dealer at time of new vehicle purchase.²⁷ Affiliated Yakima® accessories are not warranted by Nissan. Refer to product manufacturer for warranty details. Nissan Limited Warranty does not cover damages or failures to the vehicle caused by improper installation or alterations of any Nissan-affiliated accessory or component. Contact your dealer/retailer for details.⁶



For more information and to shop online for Armada Genuine Nissan Accessories, scan the code.



Nissan Armada® PRO-4X shown in Alpine Metallic / Super Black Two-tone³ with 18" NISMO® Off Road Bronze Axis Wheels, PRO-4X Mud Flaps, Matte Chrome Rear Bumper Protector, Hitch Ball Mount, Class III,¹¹ Hitch Ball, Class III,¹¹ Black Roof Rail Crossbars,^{4, 5} and Affiliated: Yakima® FatCat EVO 6 — Ski Carrier.^{6, 9}

CHOOSE YOUR ACCESSORIES

A. Cargo Shelf/Barrier

Keep items within easy reach and your cargo area looking nice and tidy.

B. Illuminated Cargo Scuff Plates

A bright idea that helps protect your liftgate from scuffs and scratches.

C. Panoramic Illuminated Headliner

Frame the panoramic moonroof and set the mood with hidden white LEDs.

D. Nissan Branded Umbrella Holder & Umbrella (sold separately)

Keep an umbrella close at hand when rain strikes by surprise.

E. Nissan Tailgate Audio by KICKER®

Tailgate in style or have your own personal concert with this weatherproof and portable Bluetooth® speaker.

F. Illuminated Kick Plates and Interior Door Scuff Protection (sold separately)

Light up your entrance and protect your door sills and inner door panels from scuffs and scratches.

G. Pet Ramp, Pet Carrier & Dog Harness (sold separately)²⁸

Transport your furry friends securely and comfortably.

H. All-Season Floor Mats — High Wall Liners


Protect the interior from rain, snow, dirt, and mud.

Additional Accessories:

- Dual Camera Drive Recorder²⁹
- Carpeted Floor Mats (5-piece set)
- PRO-4X® Carpeted Floor Mats (5-piece set)
- Reversible Carpeted Cargo Area Protector
- PRO-4X Reversible Carpeted Cargo Area Protector
- Cargo Net
- Removable Tote Cargo Organizer
- Cargo Blocks/Stabilizers
- Silver Roof Rail Crossbars⁵
- Hatch Tent (10' x 10')
- Emergency Road Kit
- Off Road Adventure Kit
- Adventure Medic Kit
- Seatback Organizer
- Console Net
- Interior Door Scuff Protection
- NISMO Off Road 18" Black Axis Wheels
- And More



shown as shelf




shown as barrier



E



F



H



SPECIFICATIONS

Engine	SV	SL	PLT	PRO-4X	NISMO	PR
3.5-liter DOHC 24-valve twin-turbo V6 engine Horsepower — 425 hp @ 5,600 rpm Torque — 516 lb-ft of torque @ 3,600 rpm	■	■	■	■		■
NISMO®-tuned 3.5-liter DOHC 24-valve twin-turbo V6 engine Horsepower — 460 hp @ 5,600 rpm ¹⁹ Torque — 516 lb-ft of torque @ 3,600 rpm ¹⁹					■	

Drivetrain	SV	SL	PLT	PRO-4X	NISMO	PR
Rear-wheel drive	■	■	■			■
Intelligent 4WD with 2-speed transfer case ²	□	□	□	■	■	□
Electronic locking rear differential				■		
9-speed automatic transmission	■	■	■	■	■	■
Drive and Terrain Mode Selector with five modes	■	■	■			■
Drive and Terrain Mode Selector with eight modes	□	□	□	■	■	□

Brakes	SV	SL	PLT	PRO-4X	NISMO	PR
Front and rear vented disc brakes	■	■	■	■	■	■
Anti-lock Braking System (ABS)	■	■	■	■	■	■
Electronic Brake force Distribution (EBD)	■	■	■	■	■	■
Brake Assist ²	■	■	■	■	■	■
Electronic parking brake	■	■	■	■	■	■

Suspension/Chassis Bracing/Steering	SV	SL	PLT	PRO-4X	NISMO	PR
Independent double-wishbone front and rear suspension	■	■	■	■	■	■
Electronic air suspension ²⁴				■	■	■
Front and rear stabilizer bars	■	■	■	■	■	■
Vehicle-speed-sensitive electric power steering	■	■	■	■		■
NISMO-tuned electric power steering					■	

Driver Assistance Technologies	SV	SL	PLT	PRO-4X	NISMO	PR
ProPILOT Assist 1.0 ²	■					
ProPILOT Assist 1.1 ²		PP	PP			PP
ProPILOT Assist 2.1 ⁹		PP	PP			PP
Intelligent Forward Collision Warning ²	■	■	■	■	■	■
Automatic Emergency Braking with Pedestrian Detection ²	■	■	■	■	■	■
Lane Departure Warning ²	■	■	■	■	■	■
Intelligent Lane Intervention ²	■	■	■	■	■	■
Blind Spot Warning ²	■	■	■	■	■	■
Intelligent Blind Spot Intervention ²	■	■	■	■	■	■
Rear Cross Traffic Alert ²	■	■	■	■	■	■
Rear Automatic Braking ²	■	■	■	■	■	■
HD Enhanced Intelligent Around View® Monitor ²		PP	■	■	■	■
3D Enhanced Intelligent Around View Monitor ²		PP	■	■	■	■
Intelligent Rear View Mirror ²				P	■	■
Hill descent control		□	□	■	■	□
Trailer brake controller ¹¹				■	■	■

Wheels/Tires	SV	SL	PLT	PRO-4X	NISMO	PR
18" Aluminum-alloy wheels	■					
20" Machine-finished aluminum-alloy wheels		■	■			
20" Black-painted aluminum-alloy wheels				■		
22" NISMO RAYS® forged-alloy wheels					■	

Wheels/Tires (continued)	SV	SL	PLT	PRO-4X	NISMO	PR
22" Machine-finished aluminum-alloy wheels						■
265/70R18 All-season tires	■					
275/60R20 All-season tires		■	■			
275/60R20 All-terrain tires				■		
275/50R22 All-season tires					■	■

Chassis	SV	SL	PLT	PRO-4X	NISMO	PR
Body-on-frame construction	■	■	■	■	■	■
Full-length, fully boxed ladder frame	■	■	■	■	■	■

Exterior Features	SV	SL	PLT	PRO-4X	NISMO	PR
LED headlights with signature LED Daytime Running Lights	■	■	■	■	■	■
LED fog lights			■	■	■	■
Rear LED light bar				■	■	■
Off-road front bumper with tow hooks and metal skid plate				■		
Power tilt and fold, heated, auto-dimming outside mirrors with integrated turn signals		■	■	■	■	■
Side mirrors with puddle lights				■	■	■
Panoramic moonroof				P	■	■
Power liftgate		■		■	■	■
Motion Activated Liftgate				P	■	■
Black overfenders				■		
Body-color overfenders					■	
Body-color running boards					■	
Black exterior accents				■	■	
Class IV tow hitch receiver with 7-pin wiring harness ¹¹	■	■	■	■	■	■

Comfort/Convenience	SV	SL	PLT	PRO-4X	NISMO	PR
Tri-Zone Automatic Temperature Control	■	■	■	■	■	■
Biometric Cooling ²²				P	■	■
Remote Engine Start System with Intelligent Climate Control ¹⁴	■	■	■	■	■	■
Approach unlock/walk away lock	■	■	■	■	■	■
Rain-sensing windshield wipers	■	■	■	■	■	■
Windshield wiper deicer				■	■	■
HomeLink® Universal Transceiver				P	■	■
120-volt AC power outlet ¹⁶				■	■	■
Customizable multi-color ambient lighting		PP	■	■	■	■

Seating/Appointments	SV	SL	PLT	PRO-4X	NISMO	PR
10-way power driver's seat, with 2-way power lumbar support		■		■		
12-way power driver's seat, with 4-way power lumbar support			■	P	■	■
6-way power passenger's seat, with 2-way power lumbar support		■		■		
12-way power passenger's seat, with 4-way power lumbar support			■	P	■	■
Heated front seats				■	■	■
Climate-controlled front seats (heated and ventilated)				P	■	■
Heated outboard second-row seats				P	■	■
Massaging front seats					■	■
Driver's seat, steering wheel, and outside mirrors position memory		■	■	■	■	■

Seating/Appointments (continued)	SV	SL	PLT	PRO-4X	NISMO	PR
Second-row 40/20/40-split fold-down bench seat featuring LATCH AND GLIDE ¹⁵	■	■	S	■		S
Second-row fold-down captain's chairs with armrests featuring LATCH AND GLIDE ¹⁵		C	■	C	■	■
EZ FLEX® Seating System		■	■	■	■	■
Second-row armrest with cup holders	■	■	S	■		S
Second-row center console with cup holders		C	■	C	■	■
Third-row 60/40-split fold-down bench seat with power recline and one-touch folding ¹⁷		■	■	■	■	■
TailorFit™ seats		■				
PRO-4X® embroidered quilted leather seats (1st and 2nd rows)				■		
NISMO® quilted Ultrasuede® and leather sport seats (1st and 2nd rows)					■	
Quilted leather seats (1st and 2nd rows)			■			■
Heated steering wheel		■	■	■	■	■
Premium leather-wrapped steering wheel					■	■
Aluminum sport pedals					■	

Infotainment	SV	SL	PLT	PRO-4X	NISMO	PR
12.3" Digital dashboard with fully digital gauges ⁸	■	■				
14.3" Digital dashboard with fully digital gauges ⁸			■	■	■	■
Head-Up Display ²⁵		PP	PP			■
NissanConnect® 12.3" touch-screen display ⁷	■	■				
NissanConnect® 14.3" touch-screen display ⁷			■	■	■	■
NissanConnect® Services powered by SiriusXM® with trial access to 5-year Select and 1-year Premium packages ⁷	■	■	■	■	■	■
NissanConnect® Services powered by SiriusXM® with trial access to 3-year ProPILOT Assist 2.1 package ^{7,9}		PP	PP			PP
Wi-Fi Hotspot with trial access to 1-year Premium package ⁷	■	■	■	■	■	■
Firmware Over-The-Air Updates ¹⁸	■	■	■	■	■	■
Google built-in ^{7,13}	■	■	■	■	■	■
Nissan Door to Door Navigation ³⁰	■	■	■	■	■	■
Wireless Apple CarPlay® integration ⁷	■	■	■	■	■	■
Wireless Android Auto™ compatibility ⁷	■	■	■	■	■	■
Intelligent Dash Cam ²³				P	■	■
Connected garage door opener with myQ ^{®7}	■	■	■	■	■	■
SiriusXM® with 360L with 3-month subscription included ²¹	■	■	■	■	■	■
Klipsch® Premium Audio System with 12 speakers		■	■	■	■	■
Active Sound Enhancement					■	
Six USB-C ports ¹²	■	■	S	■		S
Eight USB-C ports ¹²		C	■	C	■	■
Wireless charger		■	■	■	■	■

Safety	SV	SL	PLT	PRO-4X	NISMO	PR
Nissan Advanced Air Bag System with dual-stage supplemental front air bags with seat-belt and occupant-classification sensors ²⁶	■	■	■	■	■	■
Driver and front-passenger seat-mounted side-impact supplemental air bags ²⁶	■	■	■	■	■	■
Driver seat-mounted front-center supplemental air bag ²⁶						■
Driver and front-passenger supplemental knee air bags ²⁶	■	■	■	■	■	■

Safety (continued)	SV	SL	PLT	PRO-4X	NISMO	PR
Roof-mounted curtain side-impact supplemental air bags with rollover sensor for outboard occupant head protection ²⁶	■	■	■	■	■	■
LATCH System (Lower Anchors and Tethers for Children)	■	■	■	■	■	■

DIMENSIONS/CAPACITIES/MPG

Exterior Dimensions — Inches						
	SV	SL	PLT	PRO-4X	NISMO	PR
Wheelbase	121.1	121.1	121.1	121.1	121.1	121.1
Overall length	209.6	209.6	209.6	209.6	210.9	209.6
Overall width	92.5	92.5	92.5	92.5	92.5	92.5
Overall height	76.5	76.9	76.9	76.5	76.6	77.9
Track width front	68.0	68.0	68.0	68.1	68.1	68.1
Track width rear	67.8	67.8	67.8	68.0	68.0	68.0

Vehicle Clearance						
	SV	SL	PLT	PRO-4X	NISMO	PR
Minimum ground clearance (in.)	9.6	9.9	9.9	9.6	8.8	9.6
Angle of approach (deg.)	23.0	23.5	23.5	33.0	23.0	26.0
Angle of departure (deg.)	22.0	22.5	22.5	25.5	24.5	25.5
Breakover angle (deg.)	22.5	23.0	23.0	24.5	26.0	24.5

Capacities						
Seating capacity with 2nd-row bench seat						8
Seating capacity with 2nd-row captain's chairs						7
Fuel tank (gals.)						23.6
Maximum towing capacity (lbs.) ¹⁰						8,500
Tongue weight capacity (lbs.) ¹¹						850

2026 EPA Fuel Economy Estimates ²¹						
	SV	SL	PLT	PRO-4X	NISMO	PR
City/Hwy/ Combined mpg (2WD)	16/20/18	16/20/18	16/20/18	-	-	16/20/18
City/Hwy/ Combined mpg (4WD)	16/19/17	16/19/17	16/19/17	15/18/16	16/19/17	16/19/17

NISSAN ROADSIDE ASSISTANCE

Your peace of mind is on us. For 36 months or 36,000 miles, whichever comes first, your new Nissan is covered for the following:³²

- Flat-tire changes
- Trip Interruption benefits
- Jump starts
- Vehicle lockouts
- Emergency fuel delivery

visit [NissanUSA.com/armada](https://www.nissanusa.com/armada)

PRINTED IN USA

■ Standard □ Optional C Part of Captain's Chairs Package (SL, PRO-4X) S Part of Split Bench Seat Package (Platinum, Platinum Reserve) PP Part of ProPILOT Assist 2.1 Package (SL, Platinum, Platinum Reserve)

P Part of PRO-4X® Premium Package



Sign up to get the latest on
Nissan vehicles, news, and events.

<https://www.nissanusa.com/brochures/request-brochure.html>