

Oldsmobile 1992



**91 NINETY EIGHT**

A Full Size Luxury Sedan With Exceptionally Quiet Performance.

**88 EIGHTY EIGHT ROYALE**

An All New Full Size Sedan Representing A New Dimension Of Innovation.

**90 TORONADO**

A Personal Luxury Coupe With Exciting Technology.

**90 CUTLASS SUPREME**

A Mid Size Sedan, Coupe Or Convertible Providing An Enhanced Driving Experience.

**88 CUTLASS CIERA**

A Traditional Mid Size Sedan Engineered With Proven Durability.

**94 ACHIEVA**

An All New Compact Coupe Or Sedan That's Smart, Smart And Fun.

**90 CUTLASS CRUISER**

A Versatile Mid Size Wagon Engineered For The Long Run.

**70 CUSTOM CRUISER**

A Full Size Luxury Wagon Representing Function At Its Finest.

**76 SILHOUETTE**

A Luxury Minivan Engineered For Space And Style.

**82 BRAVADA**

A Luxury Sport Utility Vehicle Engineered To Control The Unsettled.

**THE POWER OF INTELLIGENT ENGINEERING**

On a lonely road, you will appreciate it. On a highway entrance ramp, you will feel it. And throughout your ownership experience, you will value it. ■ Its the power of intelligent engineering. Its a knowledge of cars and those who drive them. Its engineering with a purpose. ■ Its responsive performance. Spirited engines. Fuel-efficient engines. Its balanced engines with both these qualities. ■ Its innovative technology and proven engineering. Like the added control of anti-lock braking and the logic to make it available on our smallest, as well as our largest cars. Its testing that produces cars with proven reliability. ■ Its refinement. Its attention to detail and step-up features for a pleasurable driving environment. Like a rear seat heating and cooling system to keep everyone comfortable. ■ Its a balance of performance and comfort. The harmony of form and function. Its quality that provides the confidence to back each product with the Oldsmobile Edge, the most comprehensive owner satisfaction program in the industry. ■ All this makes a car more than just a car—it makes a car an Oldsmobile. And its something you'll find throughout a full line of smart, contemporary vehicles. Vehicles that are a step ahead in design, value and total satisfaction. Its the power of intelligent engineering. ■



## THE POWER BEHIND EVERY OLDSMOBILE

The heart of every automobile is its engine. And at the heart of every Oldsmobile is an engine intelligently engineered with a specific type of driver in mind. The result is a wide range of advanced powertrain choices. It's the 3000 V6 with a special balance shaft, for the driver who appreciates exceptionally smooth performance. It's the high-performance Vortec V6 with maximum torque, for those who need up to 4500 pounds of towing capacity.\* It's the Twin Dual Cam V6—the largest 24-valve V6 in the world—for those looking for both power and fuel efficiency (EPA estimated 17 mpg city, 27 mpg hwy in the Cutlass Supreme). In fact, it's fifteen different engines in all, including five completely new ones in the last two years alone—all designed to deliver an appropriate mix of performance characteristics. The result is more than the power to move you. It's the power—and the intelligence—to move you smoothly, quietly and with confidence. It's a big part of what the power of intelligent engineering is all about.

\*EPA towing capacity numbers not available at this time or varying. See your dealer for an properly equipped, loaded tow vehicle, proper load and load limits.



### OLDSMOBILE ENGINES

*(Left) The new Supercharged 3000 V6 engine, available in the Silver Eagle, Cutlass Supreme and Cutlass Supreme with an EPA estimated 17 mpg city, 27 mpg hwy.*

*(Over-right) The Twin Dual Cam V6, available in the Cutlass Supreme. It has nearly 400 hp and 29 cubic ft engine displacement (EPA estimated 17 mpg city, 27 mpg hwy).*

*(Middle-right) The High Output Quad 4 engine\* delivers high 200-horsepower performance and superb mileage in its all-new, all-new Sport Coupe.*

*(Far right) The new high-performance 3100 V6 engine\* available in the Oldsmobile, produces 200-horsepower performance as well as the ability to tow up to 4500 pounds.\**



## THE OLDSMOBILE EDGE



For an even Oldsmobile & the product of continued refinement, you'll find the Oldsmobile Edge. New for 1992 is Courtesy Transportation, designed to provide you with transportation in your time of need. Oldsmobile is being serious.

Perhaps the most intelligent feature Oldsmobile created has nothing to do with the technical aspects of engineering. Instead, it has everything to do with taking care of you. It's called the Oldsmobile Edge, and it demonstrates the equal amount of thought and attention we've given both to the vehicles we offer and to the people who drive them. The result is the most comprehensive owner satisfaction program in the industry. And one that provides you with a series of benefits.

■ **The Purchase Experience**—The Oldsmobile Edge begins at the very moment you purchase your

**01500**

Oldsmobile. Guaranteed Satisfaction provides you with up to 30 days/1500 miles to return your vehicle for full credit toward the purchase or lease of another new 1992 Oldsmobile. No penalties. No questions. Just our way to help you feel satisfied with your decision to buy an Oldsmobile in the first place. ■ **The Service Experience**—The Oldsmobile Edge is also designed to make warranty service as simple and smooth as possible. Beginning with the GM Bumper-to-Bumper Plus Warranty. While some warranties only cover some parts, and others charge a deductible each time they're used, our warranty

will developed to cover every part of your Oldsmobile except tires, which are already covered by their manufacturer. And there are no deductible charges.

Zero. That ensures that we'll pay for just about anything your car needs beyond routine maintenance for up to three years or 36,000 miles, whichever comes first. See your dealer for terms of this limited warranty. To further help you maintain your vehicle, we'll send you a service update on a regular basis, reminding you of recommended maintenance items. Plus, when your vehicle does need service, we've created a new program called Courtesy Transportation. It provides you with free transportation to your home or office or reimbursement, while your Oldsmobile is in for warranty-covered service. Whether it's a shuttle service, cab fare or even a limo car if your car is kept overnight, we'll make it possible for you to have wheels when you give us yours. ■ **The Driving Experience**—No matter where you go in your new Oldsmobile, help is never far away. We call it Roadside Assistance, and it's another benefit of the



Oldsmobile Edge that applies during the term of your warranty. If you run out of gas or puncture a tire, simply call our 24-hour toll-free number and help will soon be on the way. And at no extra cost. If your vehicle becomes disabled when you're more than 150 miles from home, the Oldsmobile Edge provides up to \$500 in trip interruption reimbursements to pay for things like meals and lodging. ■ **Added Owner Privileges**—To get your trip started on the right foot, the Oldsmobile Edge provides you with access to a computerized trip routing service, which not only provides you the fastest or most scenic route, but also companion maps and a travel discount book for you to take along. If you need service while on your trip, our toll-free number provides an easy way to find the Oldsmobile dealer nearest you. ■ **The Oldsmobile Edge**—It's the most comprehensive owner satisfaction program in the industry. It's exclusive to Oldsmobile. And it's just one more example of the power of intelligent engineering. ■



\*See your dealer for a thorough review of the Oldsmobile Edge.

## INTELLIGENTLY ENGINEERED TO PROTECT YOU AND YOUR FAMILY

Put all the elements in the power of intelligent engineering, one stands apart. Our commitment to safety. At Oldsmobile, this commitment is evident in the eight different models offered with a standard driver-side air bag. And air bags are just part of the story. Because we believe safety is more than simply helping to protect occupants in the event of an accident. Equally important is preventing an accident from occurring in the first place. Anti-lock braking (ABS), for example, provides added control in all weather and is standard on twelve different Oldsmobile models. And while some manufacturers offer anti-lock braking systems only on their largest cars, we even offer it on our smallest car. For added security, Oldsmobile has engineered

SmartTrak™—a combination of full-time all-wheel drive and ABS—an Oldsmobile sport utility exclusive. Another development, Advanced Traction Engineering™, combines ABS with front-wheel drive and traction control—which detects wheel spin during 0-30 mph acceleration and automatically corrects tire slippage. Inside the vehicle, anyone with young children will appreciate the built-in assurance of rear door child security locks and a power window lockout switch—both of which protect rear seat passengers, allowing the driver to concentrate on the

road. Safety at Oldsmobile includes the variety of seven speed locks, which can unlock the doors and turn on an interior light from up to 17 feet away—a handy feature when just inside a parking lot in dark, closed areas—and we have available in every Oldsmobile. Safety at Oldsmobile includes the variety of seven speed locks, which can unlock the doors and turn on an interior light from up to 17 feet away—a handy feature when just inside a parking lot in dark, closed areas—and we have available in every Oldsmobile. Safety at Oldsmobile includes the variety of seven speed locks, which can unlock the doors and turn on an interior light from up to 17 feet away—a handy feature when just inside a parking lot in dark, closed areas—and we have available in every Oldsmobile. Safety at Oldsmobile includes the variety of seven speed locks, which can unlock the doors and turn on an interior light from up to 17 feet away—a handy feature when just inside a parking lot in dark, closed areas—and we have available in every Oldsmobile.

Oldsmobile has developed a variety of safety features to protect everyone in all ages, including a drink-hold on the center console, standard on eight Oldsmobile models. Buckle up, folks! Buckle up, folks!

Standard Oldsmobile safety features include rear door child security locks and a power window lockout switch designed to prevent accidents in which a rear door is left open on a child's hand.



Safety at Oldsmobile includes the variety of seven speed locks, which can unlock the doors and turn on an interior light from up to 17 feet away—a handy feature when just inside a parking lot in dark, closed areas—and we have available in every Oldsmobile.



Safety at Oldsmobile includes the variety of seven speed locks, which can unlock the doors and turn on an interior light from up to 17 feet away—a handy feature when just inside a parking lot in dark, closed areas—and we have available in every Oldsmobile.





*It's not just in 6.7 seconds, it's available. Supercharged 3800 V6 engine with hand-pulled distributor provides the performance you've come to expect of a V6. And at an EPA-estimated 17 mpg city, 27 mpg hwy, 41 mpg comb. it will.*



## NINETY EIGHT TOURING SEDAN

**W**hile some luxury cars do all they can to isolate you from the road, the Ninety Eight Touring Sedan is intelligently engineered with the luxury of controlling the road. With features like a four-wheel independent touring suspension, variable-assist steering and available Advanced Traction Engineering, managing the road has become very refined. And with a newly available Supercharged 3800 V6, it's become very powerful. ■

**3800 V6 ENGINE (AVAILABLE SUPERCHARGED VERSION) • ELECTRONIC AUTOMATIC TRANSMISSION • REVISED TRACTION ENGINEERING-ACT-LINK BRAKE • RWD FRONT-WHEEL DRIVE AND AVAILABLE TRACTION CONTROL • 4-WHEEL INDEPENDENT TOURING SUSPENSION • FOLLARS® • 16" ALUMINUM WHEELS**

## NINETY EIGHT TOURING SEDAN

Traditionally cars that have provided a feel for the road have also provided a rather harsh, unforgiving ride. The Ninety Eight Touring Sedan is engineered to break this tradition. After all, it is a full-size luxury car. And as you'll quickly discover while driving it, luxury-car comfort and on-road performance do go hand in hand. With an intelligent combination of standard features like six-way power adjustable bucket seats with lumbar and thigh adjustments, complete instrumentation, 16-inch aluminum wheels and one of the smoothest-shifting electronic transmissions on the road, with a center floor-shifting console. So the ability to experience the road will



*A fun car to drive,<sup>®</sup> an outstanding value. <sup>™</sup> Premium in solid steel of course for all seasons.*

leave you feeling quite comfortable in more ways than one. †

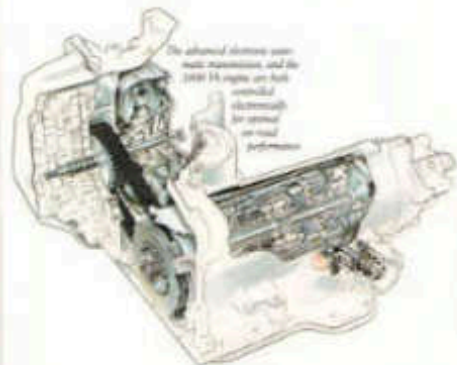
DECKER-ROBE AIR BAG • AUTOMATIC COMFORT CONTROL • AIR CONDITIONING WITH REAR SEAT OUTLET • FULL ANALOG INSTRUMENTATION • POWER ADJUSTABLE LEATHER BUCKET SEATING AREA • LEATHER-WRAPPED STEERING WHEEL WITH TOUCH CONTROLS • CENTER CONSOLE WITH FLOOR SHIFTER



## NINETY EIGHT REGENCY ELITE

The most impressive things about the Regency Elite are things you'll never notice. Like an uneven road—four-wheel independent suspension takes care of that. Or stop-and-go traffic—the electronic automatic transmission is monitored 360 times per second by a special control module, while gears shift in a whisper. You may not even notice the 3600 V6 engine—a special torsion shaft contributes to its remarkably smooth performance. In short, the Regency Elite may just be the most intelligently luxurious car you can drive.

- 3600 V6 ENGINE • ELECTRONIC AUTOMATIC TRANSMISSION • FRONT-WHEEL DRIVE • ANTI-LOCK BRAKING SYSTEM • 4-WHEEL INDEPENDENT SUSPENSION WITH LOAD-LEVELING • 16" ALUMINUM WHEELS (ELITE) • SIMULATED WIRE WHEEL COVERS (REGENCY) • AVAILABLE ADVANCED TRACTION ENGINEERING



The sleek, elite Regency (shown below) provides an all-new luxury car class in the Ninety Eight line.





## NINETY EIGHT REGENCY ELITE

On all Ninety Eight models, even the features you've come to expect on a luxury car have been engineered with added intelligence. The air conditioning system, for example, automatically maintains the temperature set by the driver. The seats not only feature six-way power adjustments, but are designed with special fabric that lasts longer than most frog furniture. Even the roof support pillars are cross-air-filled with foam to reduce noise. So once you take the car on the road, you'll appreciate it even more. ▶

DRIVER-IDE AIR BAG • AUTOMATIC COMFORT CONTROL AIR CONDITIONING AND REAR SEAT HEATING/  
COOLING OUTLET • FULL ANALOG INSTRUMENTATION • DIVIDED CLOTH FRONT BENCH SEAT WITH DRIVER-  
SIDE POWER ADJUSTERS • STEERING WHEEL TOUCH CONTROLS • POWER DOOR LOCKS AND WINDOWS



All Ninety Eight Regency and Regency Elite models are equipped with a standard interior air bag and an available roof rail system to hold more.





Front gear ratio with Eighty Eight Royale LS has been increased to 2.75, also just south of the 3.00 ratio that was there last year.



## EIGHTY EIGHT ROYALE LS

The all-new Eighty Eight Royale LS was designed around a simple premise—combine the best of advanced technology with the best of traditional values. The result is a full-size vehicle with room for six and responsive handling. A car with a powerful 3800 V6 engine—and available Advanced Traction Engineering™ for added control. A car that's advanced—and traditional. A car with the technology to fit the needs of today's contemporary family. ▶

3800 TUNED PORT IN ENGINE • ELECTRONIC AUTOMATIC TRANSMISSION  
 • ADVANCED TRACTION ENGINEERING INCLUDING FRONT-WHEEL DRIVE, ANTI-LOCK BRAKING SYSTEM AND AVAILABLE TRACTION CONTROL • 9-WHEEL INDEPENDENT SUSPENSION • 16" WHEELS • PASSKEY THEFT-DETERRENT SYSTEM

## EIGHTY EIGHT ROYALE LS



Revised air filter covers the side-impact inflatable air bag, included in the standard Eighty Eight Royale LS.



A heated leather air conditioning outlet is standard on the Eighty LS.

The Eighty Eight Royale LS is a powerfully comfortable car. It was designed from the beginning with the needs of all passengers in mind. The result is individually contoured front and rear seats that provide a more intelligent approach to six-passenger seating. And a thoughtfully designed rear seat heating and air conditioning outlet that improves overall passenger comfort.

SEVEN-SIDE AIR BAG • AIR CONDITIONING WITH REAR SEAT OUTLET • KNITTED MATS/UNDERSEATS • 60/40 INVERSE CLOTH FRONT ZENITH SEATS • POWER DOOR LOCKS AND POWER WINDOWS • POWER OUTSIDE MIRRORS • CRUISE CONTROL • FIFTH DOOR CHILD SECURITY LOCKS • SIDE WINDOW DEFROSTERS



The specially designed Eighty Eight LS package includes heated seats, mirrors, floor mats, leather power cloth and 17 aluminum wheels.

The ergonomically designed front seat's side areas of expansion or contraction. A 2000-cc air bag is concealed in the back of the padded steering wheel.



Eighty Eight Royale LS shows rich available leather in the seating areas.



## EIGHTY EIGHT ROYALE

In addition to spacious comfort, the Eighty Eight Royale was engineered to provide reassuring comfort. Because features like a driver-side air bag, rear door child security locks, outboard front and rear seat shoulder belts, the PASS-Key theft-deterrent system and a power window lockout switch all offer an added measure of both safety and security. It's the power of intelligent engineering in a family sedan.

A power air bag is an available safety feature. Request this item on your Eighty Eight Royale and Royale LE.



4000 V6 ENGINE • ELECTRONIC AUTOMATIC TRANSMISSION • FRONT WHEEL DRIVE • POWER BRAKES • 4-WHEEL INDEPENDENT SUSPENSION • 16" WHEELS • POWER STEERING • DRIVER-SIDE AIR BAG • AIR CONDITIONING • PASS-KEY THEFT-DETERRENT SYSTEM • POWER WINDOWS WITH LOCKOUT SWITCH



Power window locks are another available feature that provide you with the ability to lock the trunk and doors from up to 20 feet away.



A driver-controlled power window lockout switch is another reassuring standard feature on all Eighty Eight.

Rear and center air bags are available on the new Eighty Eight. Request this item on your Eighty Eight.



Rear door child security locks are an added security feature which, when engaged, allows the door to be opened only from the outside.







The leather seat of the Trofeo option includes a six-way power front heater and 100 milimeter seat and thigh support, as well as lumbar massage.

## TORONADO TROPÉO

Simply put, the 1992 Toronado Trofeo is a driver's car. It was designed around the simple idea that it should provide both powerful performance and comfortable luxury. Performance and luxury. These are the essential elements in the driving enthusiast's experience. And they are also the essential elements that are found in every Toronado Trofeo. Take one out on the road and you'll discover how easy it is to become a purist yourself. †

3800 V6 ENGINE • ELECTRONIC AUTOMATIC TRANSMISSION • FRONT-WHEEL DRIVE • 4-WHEEL DISC ANTI-LOCK BRAKING SYSTEM • 4-WHEEL INDEPENDENT TOURING SUSPENSION • 16" ALUMINUM WHEELS • P215/60-16 ALL-SEASON PERFORMANCE TIRES • ELECTRONIC BRAKE CONTROL • FogLamps

## TORONADO TROFEO

In addition to what the Toronado Trofeo provides, there's something quite intelligent about how it provides it. Standard. The Trofeo, in fact, is so well-equipped, only nine options are available. These include a highly advanced visual information center that works with the on-board computer to provide over 50 different display choices. And a fully integrated mobile phone that provides hands-off operation and can be tucked away inside the armrest. ■

**DRIVER-SEE AIR BAG • AUTOMATIC COMFORT CONTROL AIR CONDITIONING • ANALOG INSTRUMENTATION • POWER ADJUSTABLE BUCKET SEATS WITH LEATHER SEATING AREAS • LEATHER-WRAPPED STEERING WHEEL WITH TOUCH CONTROLS • ELECTRONIC CONFIG • REMOTE CONTROL LOCKS**

The 2000 800-hp dual-fuel system incorporates a remote start in the green key—helping prevent the vehicle from being started by other means. Also shown is the standard remote control for locks.



This 2000 Trofeo includes a part of Ford's new digital information system.





## TORONADO

How long has it been since driving an automobile was truly an exciting driving experience? The 1992 Toronado was designed to let you recapture that driving excitement. Excitement, in this case, means an engine that produces 170 horsepower. It also means the assurance of an anti-lock braking system. The added refinement of an advanced, electronically controlled automatic transmission. And finishing it off with rich cloth or available leather in the seating areas that provides a pure level of comfort to enjoy your surroundings. All in all, it's an exhilarating level of technology. And it's an exhilarating level of performance. ■

3000 cc ENGINE • ELECTRONIC AUTOMATIC TRANSMISSION • FRONT WHEEL DRIVE • 4 WHEEL ANTI-LOCK DISC BRAKES • 4 WHEEL INDEPENDENT SUSPENSION WITH LOAD LEVELING • 18" CAST ALUMINUM WHEELS • POWER REAR AND FRONT STEERING • DRIVER-SIDE AIR BAG • AUTOMATIC COMFORT CONTROL AIR CONDITIONING • FULL ANALOG INSTRUMENTATION • POWER MIRRORS



*As delivered with a power-tilt sunroof, this sunroof is available on both the Thunderbird and Toronado. Both models.*



*Four bucket seats come standard with an available leather upholstery. Designed to provide you the luxury of sitting in a leather Toronado's personal seat of performance.*





The advanced Twin Dual Cam V6 engine is standard on the Cutlass Supreme International Series and provides the exhilarating performance that you would expect from the largest 35-horse HP in the world.



## CUTLASS SUPREME INTERNATIONAL SERIES

Speeded. Responsive. Innovative. All these words describe the Cutlass Supreme International Series. But the real message can be found in this car's engineering. It starts with the engine, the highly advanced Twin Dual Cam V6. Beyond power, there's the refinement of a special touring suspension, performance tires and redesigned seating. Perhaps, then, the best way to describe this car is to call it an inspired driving experience. **▶**

3.8-LITER TWIN DUAL CAM V6 ENGINE • THREE OF AUTOMATIC OR 5-SPEED MANUAL TRANSMISSION • FRONT WHEEL DRIVE • 4-WHEEL ANTI-LOCK DISC BRAKES • 4-WHEEL INDEPENDENT SUSPENSION WITH TOURING CAR RIDE AND HANDLING SYSTEM • 16" CAST ALUMINUM WHEELS • POWER STEERING



## CUTLASS SUPREME INTERNATIONAL SERIES


The redesigned front end features new headlamps with parking lights and new multi-spoke alloy wheels behind the beloved grille.



International Series coupe comes with a new alloy wheel mounted on the deck lid.



Deck lid cover with chrome-trimmed contours is standard on all International Series.




The harmony of form and function. The logic of that statement is quite apparent when you look at the Cutlass Supreme International Series coupe. Its function is to move you quickly, responsibly, powerfully. Its form has been intelligently designed to allow it to do just that. With design elements like a rear spoiler integrated smoothly into the tailgate, a redesigned air intake system with integral foglamps—now part of the understated front end, aerodynamic side moldings providing a clean, tightly wrapped feel, and 15-inch cast aluminum wheels. All these elements are standard equipment. And all in all, what you see on the 1992 Cutlass Supreme International Series coupe is what you get. And that's the power of an intelligently engineered automobile. ♣

**AUTOMATIC ELECTRONIC COMFORT CONTROL • AIR CONDITIONING • FULL ELECTRONIC ANALOG INSTRUMENTATION • CONTOURED FRONT BUCKET SEATS WITH LUMBAR TRIM AND HEADREST POWER ADJUSTERS • LEATHER-WRAPPED STEERING WHEEL WITH TOUCH CONTROLS • POWER DOOR LOCKS • REMOTE CONTROL LOCKS • POWER OUTSIDE MIRRORS • SIDE WINDOW DEFROSTER**

The 1992 Cutlass Supreme convertible coupe creates open air excitement with bucket seat travel in new convertible. We'll call our styling and a precise fit.





The optional cruise control and other optional information over the optional 12.5-inch digital display allows you to keep your eyes on the road. And if cruise, turning your eyes on the road, you see an advantage in having to divert attention.



The International Series seats have been redesigned to provide extra comfort and support for an increased level of ease. And there are elements of the ergonomically designed interior created for the performance-minded driver.

## CUTLASS SUPREME INTERNATIONAL SERIES



To really appreciate what the Cutlass Supreme International Series is all about, it's necessary to look beyond its sleek styling to innovations in areas like its powertrain, suspension and braking systems. Because in addition to this car's overall look, it has an equally impressive technical side. Some of these technical components—including its engine, suspension and brakes—are described here. All of them, however, will become quite apparent once you get behind the wheel. And when you consider how advanced even its basic components are, chances are you'll appreciate the Cutlass Supreme International Series even more. **!**

**Efficient.** And advanced. That's the basis of the Iron Deal Car 20 engine. Its 26-cubic-inch design allows it to maintain smoothly, even at high speeds, and it also maintains remarkably pleasant fuel economy and power. Advanced intake and exhaust results. That's the fruit of intelligent engineering in the Cutlass Supreme International Series (EPA estimated 27 mpg city, 37 mpg hwy).

The smooth-riding advantage of a four-wheel independent suspension are well-known. One refinement in the unique three-member rear suspension is the optional 17-inch alloy wheels, which help reduce the amount of bumps and vibrations reaching up to the seating area. It's a standard feature on all 1992 Cutlass Supremes.

Another light-adjusted feature is the anti-lock braking system, providing added steering control in most emergency braking situations.



All International Series cars come with over three feet of an automatic overdrive on this four-speed transmission.

## CUTLASS SUPREME SL

There comes a point in every car-buying decision where satisfying the needs of the driver must be balanced by satisfying those of the family. Fortunately, the Cutlass Supreme SL is designed to satisfy both. Among its driver-oriented benefits are a 31-hp V6 engine that delivers 140-horsepower performance, contoured front bucket seats with four-way adjustments and 16-inch cast-aluminum wheels—all standard. On the family side, there's comfortable five- or six-passenger seating, a durable, rust-resistant exterior utilizing two-sided galvanized steel on all exterior body panels except for the roof, and some impressive fuel-economy numbers. (EPA-estimated 19 mpg city, 27 mpg hwy.) Emotional? Very. Practical? Extremely. And also very intelligent. ■

3.1 LITER V6 ENGINE • AUTOMATIC TRANSMISSION • FRONT-WHEEL DRIVE  
• 4-WHEEL POWER DISC BRAKES • 4-WHEEL INDEPENDENT SUSPENSION • 16" ALUMINUM WHEELS • XERO-ROCKER HOLDINGS • POWER STEERING • AIR CONDITIONING • FULL ELECTRONIC ANALOG INSTRUMENTATION • POOLAMPS



The Supreme SL also available in a five-door coupe.



Intelligently redesigned and re-engineered seating in the Cutlass Supreme SL now provides more passenger comfort for all passengers.





## CUTLASS SUPREME S

To call the list of features offered on the Cutlass Supreme S "standard" is technically accurate, but descriptively lacking. The standard 3100 cc engine, for example, provides the passing performance you'd expect from an Oldsmobile. The standard four-wheel independent suspension provides precise handling without sacrificing ride quality. And the standard interior has been completely restyled and re-contoured to provide added lumbar, thigh and lateral support. The whole Supreme package, in fact, is designed to bring a number of technically advanced ideas together into one intelligently engineered vehicle. So what's considered standard on the Cutlass Supreme S might be considered extremely impressive once you head out onto the open road. ■

- 3100 CC ENGINE • AUTOMATIC TRANSMISSION • FRONT-WHEEL DRIVE
- 4-WHEEL POWER DISC BRAKES • 4-WHEEL INDEPENDENT SUSPENSION
- 16" WHEELS WITH TURBO-STYLE WHEEL COVERS • ALL-SEASON TIRES



Confusing fuel efficiency and power. The 3100 cc V6 engine is standard on both the Supreme S and Supreme SL. (MSRP standard \$1,999.00, \$2,199.00.)



It's available power, mirror open and closed in the touch of a button.



The Supreme S steering wheel is standard from factory and, which allows for easy in-vehicle adjustment. The steering wheel lock can be used when a vehicle is parked.

The steering mirror panel is a good example of intelligent engineering as well as the Cutlass Supreme S.



One of the most intelligent things about the Cutlass Supreme S is the way its advanced technology is presented. The available steering wheel touch controls, for example, enable you to adjust both the air conditioning and stereo systems while keeping your hands on the wheel and eyes on the road. Similarly available remote control locks allow you to unlock the doors and trunk, and turn on a light at the touch of a button. More than an accumulation of features, the Supreme S intelligently designed with the technology that makes it a smart choice for today's family. ■

- AIR CONDITIONING • ELECTRONIC RANGE CLUSTER
- CONToured FRONT BUCKET SEATS WITH 6-WAY ADJUSTERS • CENTER FLOOR SHIFTING CONSOLE

The Supreme S is also available as a two-door coupe.







*Designed with air purgers and  
up to wind, the Cutlass Ciera  
SL never passes a 15-40  
clock test from head and  
with your neckers.*

## CUTLASS CIERA SL

**R**eliability and durability are two of the Cutlass Ciera's most advanced features. Upon closer inspection, you'll find out just how advanced these features are. And how powerfully revealing the real-world numbers are, as well, on this family sedan. Because what's more advanced and revealing, than the fact that 96% of all Cutlass Cieras sold in the last ten years are still on the road\*? Intelligently proven—that's the Cutlass Ciera. ■

**3300 V6 ENGINE • AUTOMATIC TRANSMISSION • FRONT WHEEL DRIVE • POWER  
BRAKES • MACPHERSON FRONT STRUT AND REAR COIL SPRING SUSPENSION  
• 14" WHEELS WITH DELUXE WHEEL COVERS • POWER STEERING • FOUR-  
SEASON AIR CONDITIONING • POWER DOOR LOCKS • POWER TRUNK RELEASE**  
\*Based on 1991 New Registration, 1981-1990.



Even a view of Chevrolet's newly designed seats, the Cutlass Coupe 3 interior sports a new, Meridian-embossed seat treatment.



## CUTLASS COUPE 3

One of the most important features this car has to offer is proven value. And over the years, the Cutlass Coupe has been continuously improved, incorporating more than 3000 total refinements. So today the Cutlass Coupe makes more sense than ever. For 1992, power door locks are standard and a remote control lock system is available, enabling you to unlock the doors and open the trunk from up to 15 feet away. Little things, sure. But they all add up in a big way on the Cutlass Coupe 3. ■

- 2.8 LITER • 4-CYLINDER ENGINE • AUTOMATIC TRANSMISSION • FRONT-WHEEL DRIVE • POWER BRAKES
- HALF-TON FRONT STRUT AND REAR COIL SPRING SUSPENSION • DELUXE WHEEL COVERS
- POWER STEERING • POWER DOOR LOCKS



The Cutlass Coupe 3 now offers radio with preset station memory, an optional air conditioning unit and a lockless interior. Exterior and interior paint and chrome pieces. All one of the more than 3000 refinements of the Cutlass Coupe 3's quality of service. At every performance.





The four-wheel independent suspension puts in the Achieva Sport Coupe before all other cars in its class. And a high-output steering rack.



## ACHIEVA SPORT COUPE

When creating the all-new Achieva, two goals were kept in mind. Make it fun. And make it smart. To see how these two ideas came together in a totally integrated, well-thought-out new car, take a look at the Achieva Sport Coupe. With its High-Output Quad 4 engine, you'll experience the fun of 180-horsepower performance. And with its curb look striking suspension, you'll also experience an added measure of intelligence. ▶

- 3.3 LITER, 180-HORSEPOWER, HIGH-OUTPUT QUAD 4 ENGINE • 5-SPEED MANUAL TRANSMISSION • FRONT-WHEEL DRIVE • ANTI-LOCK BRAKING SYSTEM
- MULTIPURPOSE FRONT STRUT AND REAR GAS SPRING TOURING SUSPENSION
- 16" CAST ALUMINUM WHEELS • VARIABLE-ASSIST POWER STEERING



## ACHIEVA SPORT COUPE

The Achieva Sport Coupe combines the spirit of a performance car with the interior comforts you'd normally expect only from a larger car. But there's nothing normal about this car's advanced interior. From the wraparound dash and reclining front bucket seats with adjustable lumbar support to little touches like lumbar entry and rear seat heating outlets, this car's most memorable feature may be how comfortable it makes you feel. ▶


FULL ANALOG INSTRUMENTATION • CONTOUR CLOTH BUCKET SEATS WITH DRIVER-SIDE LUMBAR ADJUSTER • CENTER FLOOR SHIFTING CONSOLE WITH STORAGE BARNET • LEATHER-WRAPPED SPORT STEERING WHEEL • REAR SEAT HEATING OUTLETS • SECURITY LOCK-UP RELEASE AND FUEL FILLER DOOR



The seat on the all-new Achieva Sport Coupe was designed for comfort with a special 3-Division fabric and with driver-side lumbar support adjuster.



Available with 3-Division seat seat material, added storage. Buckles for the seat and other seat-related items.



Full adjustable reclining front bucket seat are standard. Sport fabric seats have rear lumbar support and headrest in a position up and, making it easy to see behind looking down.



## ACHIEVA SL

The all-new Achieva SL coupe and sedan provide many of the features you'll expect from larger, more expensive cars. Features like an anti-lock braking system, automatic door locks, two-sided galvanized steel on most body panels, remote control locks and available Computer Command Ride. But some of its other qualities, like nimble and responsive handling and an affordable price, provide tangible evidence that the Achieva SL is a compact car at heart. In short, it's the upscale performance features you've come to expect in an Oldsmobile, designed into a smaller package. That's the power of intelligent engineering at work in the newest Oldsmobile of all. ↓

3.3-LITER V6 • ENGINE • AUTOMATIC TRANSMISSION • FRONT-WHEEL DRIVE • ANTI-LOCK BRAKING SYSTEM • MACPHERSON FRONT STRUT AND REAR COIL SPRING SUSPENSION • FULL ANALOG INSTRUMENTATION • SPLIT-FOLDING REAR SEATS • REAR SEAT HEATING OUTLETS • 14" POLYCAST WHEELS




In addition to its small-car handling, the Achieva features a strength-boost rear with 14.1-inch wide 14" alloy wheels.



## ACHIEVA S COUPE AND SEDAN

**T**he all-new Buick Achieva S was created with one rather old-fashioned Oldsmobile quality — affordable value. And while this is most evident in some impressive standard features like a Quad Overhead Cam engine, full analog instrumentation and reclining front bucket seats, it's also the little things that add up. Little things like map pockets designed into the doors, a surprisingly large trunk that was designed for easy storage, and a number of hidden sound barriers for a quiet ride. All these things are what make the Buick Achieva such a well-thought-out new car. Thoughtful value is the proper term for it — and it's inherent in the Buick. If it's something you expect in your next car, then the Buick Achieva S coupe and sedan were designed with you in mind. ■

*The price is worth it. It's added the days in it of the new Buick Achieva S but added in all sorts of*



*Added some extra in the work we had in another thought. Buick's been there in the details.*

6.2 LITER QUAD-CAM ENGINE • 5-SPEED MANUAL TRANSMISSION • LEVELABLE AUTOMATIC TRANSMISSION • FRONT-WHEEL DRIVE • ANTI-LOCK BRAKE SYSTEM • FULL ANALOG INSTRUMENTATION







## CUTLASS CRUISER SL

The beauty of intelligent engineering is how it solves real-world problems. The Cutlass Cruiser, for example, takes concepts like practicality and versatility to a higher level. Its rear seats fold down flat for more than 36 cubic feet of cargo space, and there's also an added storage space designed beneath the rear floor. No matter what your load, you'll find that the Cutlass Cruiser is engineered for the long run. ■

3000 V6 ENGINE (SL) • 2.3-LITER 4-CYLINDER ENGINE (SL) • POWER DOOR LOCKS AND TRUNK RELEASE • FRONT-WHEEL DRIVE • POWER BRAKES • POWER STEERING • FOUR-SEASON AIR CONDITIONING (SL) • REAR-FACING THIRD SEAT (SL) • AUTOMATIC TRANSMISSION • DUAL SIDE MIRRORS • ALL-SEASON TIRES



The ability to carry both people and cargo with confidence is just one of the intelligent features found on the Cutlass Cruiser SL.





But do they not get better  
 better with an interior that  
 was intelligently designed for the  
 Custom Cruiser.



## CUSTOM CRUISER

The contemporary Custom Cruiser wagon is both spacious and luxurious. Its comfortable eight-passenger seating, 91.5 cubic feet of cargo space and standard V600 roof provide proof of that. Like the 1992 Custom Cruiser is also designed to provide the added reassurance found in safety features like a driver-side air bag, an anti-lock braking system, rear door child security locks and available remote control locks. ■

6.0-LITER V6 ENGINE (AVAILABLE 5.7-LITER V6) • AUTOMATIC OVERDRIVE  
 TRANSMISSION • REAR-WHEEL DRIVE • ANTI-LOCK BRAKING SYSTEM • HEAVY-DUTY SUSPENSION WITH TIRE SIDE AND HANDLING PACKAGE • 15" WHEELS  
 WITH DELUXE WHEEL COVERS • V600 ROOF • ROOFTOP LUGGAGE CARRIER



## CUSTOM CRUISER

Luxury features take on an expanded presence inside the Custom Cruiser. Here, luxury can be defined by standard air conditioning, Soft Play trike glass and full analog instrumentation. And also by the luxury of available leather in the seating areas, a leather-wrapped steering wheel and an available compact disc player. However it's described, the Custom Cruiser provides function at its finest in an intelligently engineered, full-size wagon. ■

DRIVER-SIDE AIR BAG ■ FOUR-SEASON AIR CONDITIONING ■ FULL ANALOG INSTRUMENTATION ■ DIVIDED CLOTH FRONT BENCH SEAT WITH BARNET ■ REAR-FACING THIRD SEAT ■ REAR DOOR CHILD-SECURITY LATCH ■ SECOND SEAT SHOULDER BELTS, OUTBOARD POSITIONS ■ SOLAR TREATED WINDSHIELD



The Custom Cruiser comes with a 2010 model front air bag. Safety belts are standard. Child or available leather seating area.

Practical luxuries are also intelligently designed into the 1997 Custom Cruiser. These include an adjustable rooftop luggage rack and an available towing package (capable of pulling up to 5,000 pounds). And when you experience a Custom Cruiser for yourself, you'll probably discover a few added luxuries of your own. ■

[ford.com/vehicles/1997/customcruiser](http://ford.com/vehicles/1997/customcruiser)



A three-spoke air bag and full analog instrumentation are both standard on the Custom Cruiser.





A new available 3000 V6 engine delivers more torque than 2000 models\* and 40-hp more. Offered with 2.40 ratio, 4 speeds or in base 2.800 rpm.



\*2000 and 2001 models. Torque and horsepower limited by load. Always use proper tie-down technique. Always wear your seat belt. ©1997 GM Corp.

## SILHOUETTE

**A**s you'll quickly find out, the Silhouette is engineered for all types of drivers and driving situations. So whether you are dropping off a team of kids or picking up their equipment, the Silhouette can accommodate you. It's engineered for space and style, with anti-lock brakes that are standard, variable rate rear springs that ensure a comfortable ride, and fiber-reinforced exterior panels that are corrosion- and dent resistant. ■

3.0 LITER V6 ENGINE • AVAILABLE 3000 V6 ENGINE • AUTOMATIC TRANSMISSION • FRONT-WHEEL DRIVE • ANTI-LOCK BRAKING SYSTEM • RACHETSON FRONT STRUTS AND REAR COIL SPRINGS • 16" ALUMINUM-STYLE WHEELS • POWER STEERING • CORROSION- AND DENT-RESISTANT BODY PANELS



## SILHOUETTE

Step inside the Silhouette and you'll make an important discovery—the functionality of a minivan comes with the comfort of a luxury sedan. Start with the driver's seat—it comes with a new four-way air lifter for added comfort. All seats are modularly contoured with available leather-seating areas. And at only 34 pounds each, they can easily be removed to adjust to your passenger and cargo hauling needs. Other standard features include electronic air conditioning, a solar coated windshield and the industry's first integrated roof antenna totally concealed beneath the roof. ■

- AIR CONDITIONING WITH FRONT AND REAR OUTLETS • FULL ANALOG INSTRUMENTATION • INDIVIDUAL CLOTH BUCKET SEATS FOR SEVEN PASSENGERS
- OVERHEAD CONSOLE WITH DIGITAL COMPASS AND TEMPERATURE READOUTS
- POWER OUTSIDE FOLD-AWAY MIRRORS • SUNL UNCLIP VANITY MIRRORS



On available remote control lock, press an additional touch of convenience.

A number of GM's seating arrangements provide a wide variety of seat-based seating and cargo hauling options. Available being removed, the 34-lb. seats of each car allow the third row to become either a fold-up bed or a table.



In addition to providing an 80-lb. overhead storage area for each and power door locks, the overhead console provides map lights and a digital compass and remote temperature read-out display.




Optional instrumentation is offered with the standard radio, electronic door locks.



## SILHOUETTE SPECIFICATIONS

### STANDARD FEATURES

**STANDARD FEATURES INCLUDE:** • MultiPoint seat belt/vehicle seat belt spring seat suspension • Power lock and mirror steering • 4x4-lock braking system • Power side and mirror steering • 15" aluminum wheels • All-season radial R13E tires • Rear window wiper glass • 12 outlets • RearView air conditioning system • Government-grip control wheel controls • Fold-down side window扶握器 • Center floor and rear door seats • Ground-hurt and rear floor mats • Right-shoulder center • Auxiliary power outlet at rear 12 volt • AM/FM stereo • Integrated



1 Passenger-controlled second row: controls rear seat heating and air conditioning.



On AM/FM stereo with built-in a standard Cassette and CD players are available.



Standard 17 aluminum wheel.



1 Digital compass/route display is a standard feature. Instrumentation for various sensors.



For additional leather seating options, a leather leather-leather is available on the Silhouette.

### STANDARD COLORS

Depth White 34	
Midnight Garnet Red Metallic 27	
Copper Silver 19	
Charcoal Metallic 23	
Midnight Metallic 41	
Navy Blue Metallic 21	
Platinum Metallic 17	
Black 40	

### OPTIONAL FEATURES

• Deluxe floor seat pad • 6-passenger exterior seating, including auxiliary floor seat • Roll-over protection • Power door locks • Power driver's seat • Cruise control • Power windows • Government seat • Remote engine lock • Center rear window扶握器 • Steering suspension, including air inflation kit • Self-heating heating coils • Digital clock heater • Heating leather center with rear window air deflector • Towing package, including triple of hooks, transmission cooler and 16-wire electrical harness • Leather seating areas with leather-wrapped steering wheel • AM/FM stereo with anti-lock, cassette and 8-disc display deck • AM/FM stereo with anti-lock, cassette deck and digital audio tape

For added air, an extra set of air vents are placed and other options available.



### SILHOUETTE DIMENSIONS

Wheelbase (in.)	101.4	Wheel track (in.)	57.6
Load, front/rear (kg)	382/215	Maximum load capacity	26,708 (5,943)
Tire size (in.)	P155/70R15	Minimum load capacity	48,100 (10,680)
Wheel size (in.)	15 x 5	Minimum load capacity	48,100 (10,680)
Make type, front/rear	Disc/Steel	Steering wheel, front	10.5 (10.5) (272)
Front axle (kg)	382	Wheelbase (in.)	101.4 (2,577)
Length (in.)	181.2	Steering capacity	7
Width (in.)	70.4	Clearance (in.)	3.3
Height (in.)	66.7	Clearance (in.)	3.3

### SILHOUETTE PERFORMANCE SPECIFICATIONS

ENGINE	2.3 LITER V6	3.0 LITER V6
Displacement	224cc (13.6 cu. in.)	3000cc (182.9 cu. in.)
Engine type	Gas	Gas
Powertrain	100 hp (73.6 kW)	150 hp (110.3 kW)
Torque	135 lb-ft (177.1 Nm)	178 lb-ft (241.1 Nm)
Compression ratio	10.1	10.1
Fuel management	Electronic injection	Electronic port injection
Availability	Standard	Optional

### TRANSMISSION/SUSPENSION/STEERING

Transmission	3-speed automatic	4-speed automatic electronic
Front/rear	MacPherson strut	MacPherson strut
Front steering	Electric	Electric
Front spring	Coil-over	Coil-over

### OPTION PACKAGES

UPGRADE PACKAGE	SILHOUETTE
Power door locks	• •
Cruise control	• •
Power windows	• •
Government kit	• •
Power driver's seat	• •
Remote central lock	• •

### EXTERIOR DIMENSIONS

Minimum front/rear clearance from top of roof at front/rear ends (in.)	31.5
Minimum clearance between wheelbases at rear (in.)	40.1
Rear end opening width at left (in.)	35.3
Maximum cargo height (in.)	45.3



1 For additional leather seating options, a leather leather-leather is available.



The 2.8-liter Vortec V6 engine is an available feature on the Blazer. It's the same engine that powers the Blazer's 2.8-liter V6 engine.



Blazer's SmartTrac™ system adjusts to road conditions, making it one of the smartest vehicles around. This combination of full-time all-wheel drive and anti-lock braking sends power to the wheels that need it—automatically, with no buttons to push or shifters to shift. Another example of the power of intelligent engineering. ▶

## BLAZER

Like most sport utility vehicles, the Blazer is engineered to perform in all types of road conditions. Unlike others, its exclusive SmartTrac™ system adjusts to road conditions, making it one of the smartest vehicles around. This combination of full-time all-wheel drive and anti-lock braking sends power to the wheels that need it—automatically, with no buttons to push or shifters to shift. Another example of the power of intelligent engineering. ▶

- ▶ 2.8-LITER VORTEC V6 ENGINE WITH FUEL INJECTION • AUTOMATIC TRANS-  
MISSION • ANTI-LOCK BRAKING SYSTEM WITH ALL-WHEEL DRIVE (SMARTTRAC™)
- ▶ INDEPENDENT FRONT SUSPENSION AND REAR LEAF SPRINGS WITH COIL-  
OVER SHOCKS • 16" ALUMINUM WHEELS AND 7.5" L-SIDE RAMP • POWER STEERING



## BRAVADA

In addition to the SmartTrac™ system, which handles things on the outside, the Bravada was intelligently designed on the inside. With standard comforts like cruise control, power windows and door locks, a leather-wrapped steering wheel, dual electric side mirrors and air conditioning. The added luxury of leather seating areas is also available on the Bravada. The unique combination of SmartTrac with a series of luxurious interior appointments is what the Bravada is all about. And it's also a good example of what the power of intelligent engineering is all about. ■

**AIR CONDITIONING • FULL ANALOG INSTRUMENTS • RECLINING CLOTH FRONT BUCKET SEATS • LEATHER-WRAPPED STEERING WHEEL WITH TILT-WHEEL • POWER DOOR LOCKS • REMOTE CONTROL LOCKS • POWER OUTSIDE MIRRORS • POWER SIDE WINDOWS • POWER REAR TRAILER LOCK RELEASE**



Front bucket seats on the Bravada can be better retained with available bucket seats in the seating area, at about left.

The available front seats include set of lights, a CD or cassette stereo component and dual airbags. Actual seats.



Front bucket seats and a sliding rear bench seat provide the passenger comfort. When fitted down, it's a lot of extra space to spread.



Along the more serious driver's side, the Bravada is a leather-wrapped steering wheel, showing the analog instrument cluster.




## BRAVADA

The Bravada is designed to provide the rugged performance characteristics of a truck along with the ride and comfort of a luxury sedan. With a 4.3-liter Vortec V6 engine and available towing package, the Bravada can tow up to 4700 pounds\*. Unlimited full-frame construction adds to its ruggedness and helps the Bravada stand up to the roughest of roads. Even its transfer case, by automatically shifting power away from a wheel when it loses traction, eliminates the need for a shifting linkage and many other moving parts. The result is SmartTrac™, a durable, low-maintenance road management system that's been intelligently designed for all types of weather conditions. ■

- ROOFTOP LUGGAGE CARRIER WITH ADJUSTABLE CROSSBAR • HIGH-CAPACITY, RAMP-DOWN BATTERY • CENTER CONSOLE WITH CUP HOLDERS AND DUAL AUXILIARY ELECTRICAL OUTLETS • CRUISE CONTROL • HALOGEN HEADLAMPS
- FOGLAMPS • HEAN SEAT SHOULDER BELTS FOR OUTBOARD PASSENGERS
- REAR TAILGATE WIPER/WASHER • ELECTRIC REAR WINDOW DEFROSTER

\*With proper load distribution. Always use proper tie-down technique.

The semi-rigid control, the SmartTrac™ system automatically adjusts to changing road and driving conditions.



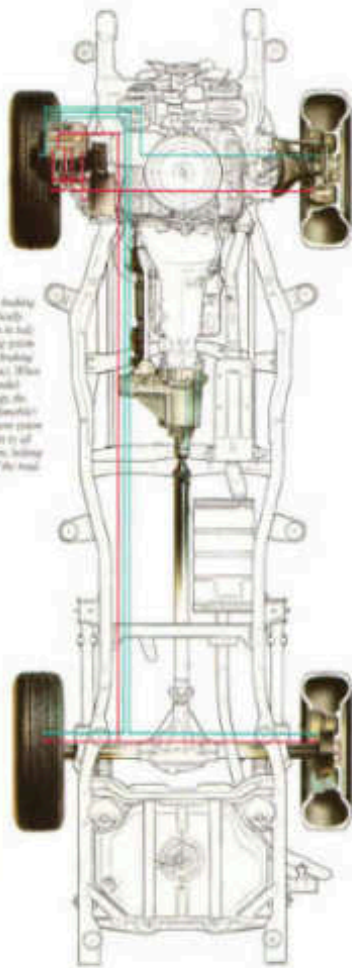
During normal driving conditions, the SmartTrac system automatically adjusts to all potholes.



During wet and hazardous conditions, the SmartTrac system automatically adjusts to the road.



When you need to stop in a hurry, the SmartTrac system automatically adjusts to maintain control.



The Bravada's semi-rigid steering system provides a balanced, sporty steering response that's full with an accurate steering response to varying driving conditions (shown in blue). When combined with the Bravada's all-wheel-drive technology, the road is mastered. Chevrolet's exclusive road management system that automatically adjusts to all types of driving conditions, helping to keep you in control of the road.



The steering knuckle is an integral part of the SmartTrac system and has an integrated 4,200-lb. control of torque up to 100 mph, which can be re-adjusted if one wheel begins losing traction.



The standard Bilstein® performance shock absorbers help Bravada ride comfortably no matter the weight of load.

## BRAVADA SPECIFICATIONS

### STANDARD FEATURES

**BRAVADA INCLUDES:** • Full-time all-wheel drive • Load suspension-independent front with torsion bar springs and stabilizer bar; rear semi-elliptic leaf springs with high-pressure Bilstein gas-assisted shocks • Power front disc/rear drum brakes • Anti-lock braking system • Power steering • 15" aluminum wheels • Radial ABS tires • Full-size spare tire • Rooftop luggage carrier • Remote control locks • Outside • Dual power mirrors • Pulse wipers • Tailgate wiper/washer • Foglamps • Air conditioning • Cruise control • Retracting front bucket seats • Folding rear bench seat with center armrest • Side/rear window wipers • Radio instrument cluster • Day-night mirror with built-in compass and reading lights • AM/FM stereo/CD stereo with cassette, graphic equalizer and digital clock\* • TILT-WHEEL steering • 70-psi ventilation • Power windows • Inside power tailgate lock release • Down-up rear window • Soft-Ray tinted windows (day-to-night) • Front and rear lap/shoulder safety belts, outboard position, plus center passenger lap belt • Aztec handles for all seating positions • Front and rear carpeted floor mats • Protective rear cargo mat • Console with rear holder and dual 12-volt outlets • Heavy-duty, high-capacity battery

### OPTIONAL FEATURES

• Electronic instrument panel cluster • Exterior spare tire carrier • Engine block heater • Leather seating areas • Heavy-duty trailing package • Mat and stool kit

\*Requires C-Owner™ AM stereo equipment. Rear AM stereo system across the country broadcast in C-Owner™ but some do not. Check your local station for compatibility.



The Bravada includes a rear window wiper/masker for improved rearview visibility.



An illuminated rear vanity mirror is another standard interior feature on the Bravada.




A complete range of sound systems is available, including a compact disc player.



Standard 15" aluminum styled wheel.



For additional inside storage, a storage-area open is an available feature on the Bravada.



### EXTERIOR COLORS

White 12




Bright Red 72



Dark Red 48




Dark Blue Metallic 47



Medium Grey Metallic 90



Black 19



A signal compass reading height you hauled in the right direction.

### BRAVADA DIMENSIONS

Wheelbase (in.)	107.0	Height (in.)	65.1
Track, front/rear (in.)	55.0/54.1	Weight, curb (lbs.)	3030
Tire size	P235/75R15	Maximum, front/rear (in.)	28.1/28.8
Wheel size	15 x 7	Logans, front/rear (in.)	42.5/38.9
Brake type, front/rear	Disc/Drum	Shoulder room, front/rear (in.)	34.2/35.6
Fuel tank (gals.)	28.0	Seating capacity	5
Length (in.)	172.9	Cargo capacity (in. ft.)	78.3*
Width (in.)	68.2	*With rear seats folded	

### BRAVADA POWERTRAIN SPECIFICATIONS

ENGINE	4.3-LITER V6	HIGH-PERFORMANCE 4.3-LITER V6
Displacement	4.3-liter (262 cu. in.)	4.3-liter (262 cu. in.)
Engine type	V6	V6
Horsepower	160 @ 4000	200 @ 4500
Torque	230 @ 2800	190 @ 2600
Compression ratio	9.3:1	9.3:1
Fuel management	Electronic injection	Electronic injection
Availability	Standard	Optional

### TRANSAXLE/SUSPENSION/HANDLING

Transaxle	4-speed automatic	4-speed automatic
Front/rear		Swarm bar/leaf spring
Front turning diameter, curb to curb (ft.)		31.3

### CARGO AREA DIMENSIONS

Floor length from back of front seat to inside of tailgate (in.)	75.1
Minimum horizontal distance from rear seat back to inside of tailgate at floor (in.)	38.5
Minimum distance between wheelhouses at floor level (in.)	38.4
Rear-end opening width at belt (in.)	48.0
Maximum cargo height (in.)	35.0

With the rear bench seat down, a spacious cargo area 78 inches long is provided, along with a capacity of more than 74 cubic feet.





 Oldsmobile

THE POWER OF INTELLIGENT ENGINEERING