



PORSCHE




The new Panamera

Courage changes everything





Sports car fascination	6
Panamera concept	10
Design	20
Drive and chassis	30
Environment	52
Comfort and infotainment	54
Porsche Connect	74
Lights and vision	80
Assistance systems	82
Personalisation	92
Porsche Exclusive	96
Porsche World	134
Technical data	136
Index	140



"In the beginning I looked around and could not find quite the car I dreamed of.
So I decided to build it myself."

Ferry Porsche

The dream of the sports car.

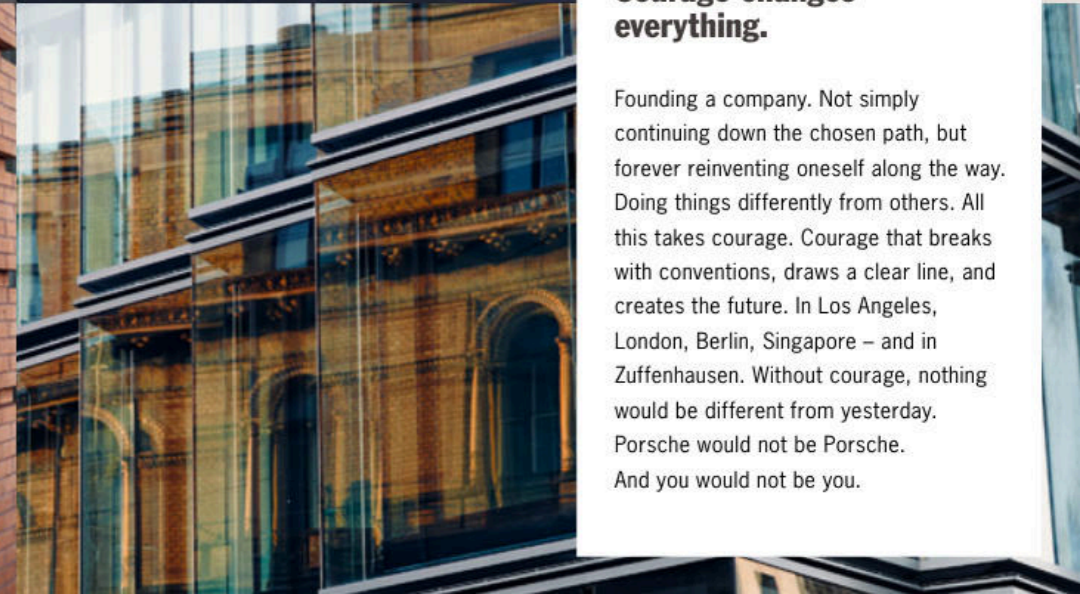
A big dream has to be fought for. And so does a bold vision. The next victory? Rarely does it simply fall into our lap. Often, there are innate factors we must compete against first: resistance, conventions and rigid patterns of thinking.

Whatever we put our heart and soul into, nothing is achieved without passion, grit and determination. Ferry Porsche gave everything for the sports car of his dreams. His dream came true. Not because he hesitated, dwelled or got lucky, but because he went that extra mile.

This attitude is in every Porsche that we've created since 1948. It's there in the smallest part and in every race we've won. It's also found in every idea. That's because our engineers are not satisfied with 100%. It's because they give their all. For that one crucial percentage point more. For the one second that means the difference between triumph and despair. For the 'Dr. Ing.' in our company name and for the chance to stir the passion for the sports car time and time again.

To us, it's never been about extra horsepower alone, but about more ideas per hp. It's about engines that are more efficient, not bigger. It's about a design that follows principles, not trends. It's about sports cars that can be driven day in, day out.

It's only when all these things come together that we can talk of Intelligent Performance – the core of the Porsche brand, and of its future. This is what we are fighting for. Just as we did on day one. We are fighting for a dream that will forever be in our heart.



Courage changes everything.

Founding a company. Not simply continuing down the chosen path, but forever reinventing oneself along the way. Doing things differently from others. All this takes courage. Courage that breaks with conventions, draws a clear line, and creates the future. In Los Angeles, London, Berlin, Singapore – and in Zuffenhausen. Without courage, nothing would be different from yesterday. Porsche would not be Porsche. And you would not be you.



A vision is only ever as courageous as those who make it a reality.

Panamera concept.

A few years ago, everything to do with the saloon suddenly changed. Large, cumbersome and thickly padded instantly seemed outmoded qualities. On the road, something happened – something rather fast and dynamic: a sports car came along. A sports car with four seats, an unmistakable silhouette and performance figures normally associated only with a Porsche.

The Panamera. It changed everything. For drivers of saloons first and foremost. Sporting spirit – in business and in personal life – found its automotive counterpart. The courage to perform found a matching performer.

Now the change continues. Forwards. On the road, something is happening again. For sporty drivers – and their sporty companions – our engineers and designers have created the next Panamera. With the courage of a new generation.

The new Panamera.
Courage changes everything.



Our engineers have demonstrated their courage with the Panamera concept. By continually re-evaluating and reinventing. By reconciling apparent contradictions: performance and comfort, dynamics and efficiency, career and family. And by forever remaining true to our roots, with shared traits like the ignition lock on the left and the rev counter in the middle – in short: typical Porsche DNA. The result? Singularity. Of the Porsche kind.

The new generation of the Panamera sees two models lining up on the grid: the Panamera 4S with a 2.9-litre twin-turbo V6 engine offering 324 kW (440 hp) and the Panamera Turbo with a 4.0-litre twin-turbo V8 engine producing 404 kW (550 hp).

And it's more dynamic than ever: thanks to Porsche Dynamic Chassis Control Sport (PDCC Sport), Porsche 4D Chassis Control, three-chamber air suspension and – for the first time in the Panamera – rear-axle steering.

New Porsche InnoDrive and other innovative assistance systems make driving not only safer, more efficient and more relaxing – but also more enthralling. Typically Porsche.

And because a Porsche is always heading in the direction of the future, the new Panamera models are fully digitally networked thanks to Porsche Connect.

The route is illuminated by LED main headlights – fitted to all new Panamera models. New LED main headlights with matrix beam including Porsche Dynamic Light System Plus (PDLS Plus) are available as an option.

For fuel consumption, CO₂ emissions and efficiency class, please refer to page 137.



Singapore – Panamera Turbo



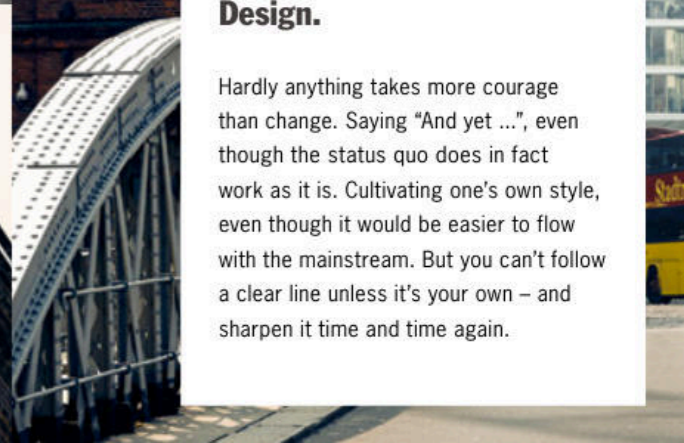


San Francisco – Panamera 4S



PORSCHE

Panamera Turbo

D S VM 4200



Design.

Hardly anything takes more courage than change. Saying "And yet ...", even though the status quo does in fact work as it is. Cultivating one's own style, even though it would be easier to flow with the mainstream. But you can't follow a clear line unless it's your own – and sharpen it time and time again.

**Courage takes many forms.
We've opted for that of a sports car.**

Design.

Does a sporty saloon really have to look like a saloon? Or can it look rather more athletic? With a taut roof line, for example, that displays a sleek and harmonious contour more likely to be associated with a two-seater?

The silhouette and proportions of the new Panamera models are more Porsche than ever. Clearly perceived rounded transitions, powerful muscles and a sharpened sports car silhouette emphasise the precision of the new design.

The wheelbase is 3 cm longer than that of the predecessor – the shorter overhang at the front and the longer overhang at the rear lend visual dynamism. The more prominent sculpting of the side creates the customary Porsche waistline and sense of lightness.

A stunning identifying feature at the front: LED main headlights with four-point daytime running lights, including Porsche Dynamic Light System (PDLS) on the Panamera Turbo.





The tremendous tractive force of the all-wheel drive S model is transmitted to the road by 19-inch Panamera S wheels. Wheels of up to 21 inches in size are available as an option. Behind them: brake calipers in Titanium Grey. Round twin tailpipes are fitted left and right.

Characteristic features of all Panamera models: the light strip on the rear end and the slimline three-dimensional LED taillights with four-point brake lights. The extending rear spoiler integrated into the body reduces lift at the rear axle at high speeds.



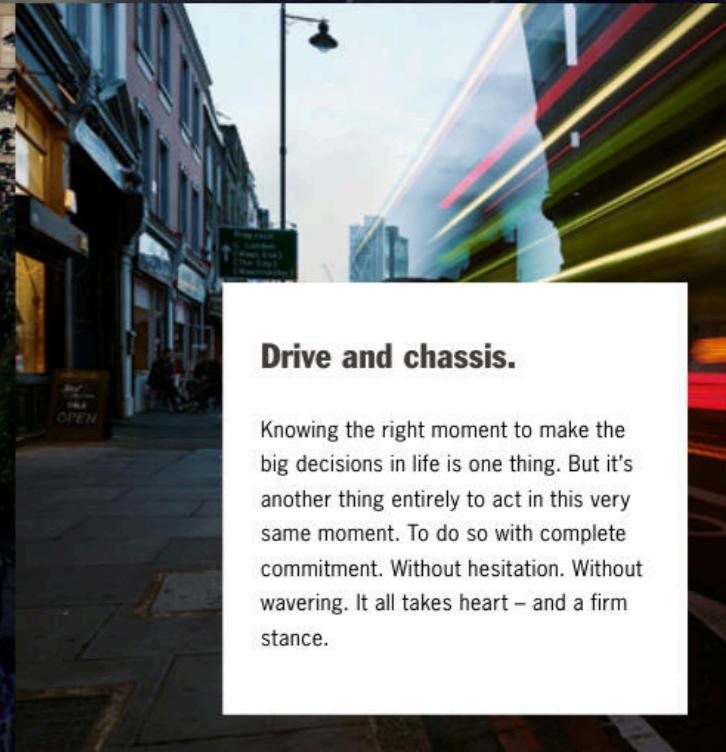
The new Panamera Turbo aims once more to explore the extremes of feasibility. An ambition that's obvious at first glance: from the dominant front end and characteristic front light units, and from the side air outlets in the front wings finished in the exterior colour of the vehicle. The twin tailpipes are specific to the Turbo, the brake calipers behind the 20-inch Panamera Turbo wheels are finished in red. The rear spoiler of the Panamera Turbo splits at full deployment for a significant gain in width – commensurate with the higher power output of this model.

The interior has been completely restyled – and nevertheless remains typically Porsche. The centre console ascends towards the front. The dashboard is flat and conspicuously wide. The analogue rev counter is positioned in the middle of the instrument cluster.

Also new is the control concept: Porsche Advanced Cockpit. The centre console with Direct Touch Control has a surface in glass look featuring touch-sensitive buttons for direct access to the most important functions. In between: the compact gear selector. A high-resolution 12-inch touchscreen display is integrated into the dashboard. In conjunction with optional four-zone automatic climate control, the passengers in the rear also have a touchscreen display of their own. Two high-resolution screens, one to the right and one to left of the rev counter, display virtual instruments, maps and a range of other information.

Above all, though, there is plenty of space and comfort. Not so typical of a sports car. Absolutely typical of the new Panamera.





Drive and chassis.

Knowing the right moment to make the big decisions in life is one thing. But it's another thing entirely to act in this very same moment. To do so with complete commitment. Without hesitation. Without wavering. It all takes heart – and a firm stance.



**Whether it's in the office, at home or on the road:
change needs force.**

Engines.

"That's the way we've always done it." Not really a sentence to inspire change. Except at Porsche. That's because we've always made each new generation of engines higher-performing, more dynamic and more efficient than the last. The new engine generation of the Panamera models now takes the next significant step forwards.

The all-new twin-turbo V6 engine in the Panamera 4S and twin-turbo V8 engine in the Panamera Turbo are lighter and more compact than their predecessors and come equipped with VarioCam Plus. Their two turbochargers are now positioned in between the cylinder banks. This reduces the distance that the exhaust stream has to travel to reach the respective turbo – delivering a more rapid response.

The twin-turbo V8 engine of the Panamera Turbo is equipped with twin-scroll turbines. The exhaust streams arrive at the turbine wheel through physically separate channels – for optimised gas cycles. The result: high torque even in the low rpm range.

The adaptive cylinder control of the twin-turbo V8 engine activates cylinders on demand. An example: you're driving in town and have little need for power, your car will now operate on only four cylinders instead of eight. Once you demand greater power output again, all cylinders will immediately be reactivated.

The direct fuel injection in the new generation of engines is realised by a central injector inside the combustion

chamber. This optimises both the mixture injection and combustion – for greater efficiency and increased power delivery.

On the subject of high efficiency: all engines are purposefully equipped with electrical system recuperation, thermal management, auto start/stop with coasting function and active air intake flaps. And driving pleasure? Greater than ever.

For fuel consumption, CO₂ emissions and efficiency class, please refer to page 137.


The 4.0-litre twin-turbo V8 engine in the Panamera Turbo.

With a power output of 404 kW (550 hp), the new 4.0-litre twin-turbo V8 engine featuring twin-scroll turbochargers, VarioCam Plus and adaptive cylinder control produces 22 kW (30 hp) more than the engine in the predecessor model – despite a reduction in fuel consumption. The maximum torque of 770 Nm is achieved between 1,960 and 4,500 rpm. The sprint from 0 to 100 km/h takes just 3.8 seconds. Top speed is 306 km/h.

The 2.9-litre twin-turbo V6 engine in the Panamera 4S.

The newly developed 2.9-litre twin-turbo V6 engine produces 324 kW (440 hp), which makes it 15 kW (20 hp) more powerful than its counterpart in the predecessor model. Fuel consumption has been reduced. Maximum torque is 550 Nm at 1,750–5,500 rpm. This means that the new Panamera 4S accelerates from 0 to 100 km/h in 4.4 seconds and reaches a top speed of 289 km/h.

For fuel consumption, CO₂ emissions and efficiency class, please refer to page 137.






Those who want power must not only demand it, they must also pass it on.

Transmission.

New 8-speed Porsche Doppelkupplung (PDK).

Getting more power from an engine is worthwhile only when you know where it needs to go. And how quickly and effectively. The latest Panamera models are therefore equipped with a newly

developed 8-speed Porsche Doppelkupplung (PDK), which translates the tremendous drive force of the respective engine into the acceleration expected of a sports car.



Gears 1 to 6 have a sports ratio and top speed is reached in 6th gear. 7th and 8th gear have a long ratio, which helps to keep engine revs low even at high road speeds – for efficient and comfortable driving over long distances. The precise gearshifts take place in milliseconds with no discernible interruption in the flow of power – as you would expect of a sports car.

Porsche Traction Management (PTM) all-wheel drive.

All Panamera models are equipped with Porsche Traction Management (PTM). This active all-wheel drive with electronic and map-controlled multi-plate clutch ensures the optimum distribution of drive force whatever the driving situation – for excellent acceleration power on long straights, through tight corners and on road surfaces with varying grip.

The multi-plate clutch regulates the distribution of drive force between the rear axle and the front axle. Driving conditions are constantly monitored, enabling the system to respond to a variety of situations. Sensors check, among other variables, the rotation speeds of all four wheels, the longitudinal and lateral acceleration of the vehicle,

and the steering angle. If the rear wheels threaten to spin under acceleration, a greater proportion of drive force is distributed to the front by a more powerful engagement of the multi-plate clutch.



**The main thing is you follow your own path.
But in a consistent way.**

Chassis.

Whether you're behind the wheel or occupying a passenger seat in the front or rear: in a Porsche, every drive should feel like sport, not transport. With comfort, not cosy cuddles.

The chassis of the new Panamera models performs this balancing act between sport and comfort effortlessly – and in the most masterful way possible: with further-developed, optional chassis technologies. Examples include the adaptive air suspension with three-chamber technology boasting a 60% greater air capacity than that of the predecessor, new Porsche Dynamic Chassis Control Sport (PDCC Sport) and rear-axle steering. What's also new is the integrated Porsche 4D Chassis Control

system, which centrally analyses the driving situation in all three spatial dimensions, e.g. pitch, roll and yaw, computes optimum driving states from these data, and synchronises all chassis systems in real time: the fourth dimension. The objective is to optimise overall performance, and to make the middle ground between sporty driving and comfort as expansive as possible.

Rear-axle steering.

Available for the Panamera models for the first time: optional rear-axle steering. It enhances performance and everyday driveability in equal measure.

During low-speed manoeuvres, the system steers the rear wheels in the

opposite direction to that of the front wheels. This has the virtual effect of shortening the wheelbase. The turning circle is reduced, agility is increased and parking becomes noticeably easier to manage.

During high-speed manoeuvres, the system steers the rear wheels in the same direction as that of the front wheels. This virtual extension of the wheelbase increases driving stability.

Rear-axle steering makes it clear that there is no contradiction between stability and agility or performance and everyday driveability. The result: greater manoeuvrability and driving safety in everyday use – and a significant increase in maximum driving performance.





Porsche Active Suspension Management (PASM).

PASM is an electronic damping control system. It actively and continuously adjusts the damping force on each wheel, based on current road conditions and driving style. The effect is to reduce vehicle body movement and thereby improve comfort in all four seats.

Three modes are available: 'Normal', 'SPORT' and 'SPORT PLUS'. Sensors record the body movements as they occur during powerful acceleration, braking, fast cornering or on uneven road surfaces. From these data, the control unit of the Porsche 4D Chassis Control system determines the effect on the actual driving state of the car and modifies the damping force on each of the wheels in accordance with the selected mode. The results are tangible: increased driving stability, improved comfort and enhanced performance.

Porsche Dynamic Chassis Control Sport (PDCC Sport) including Porsche Torque Vectoring Plus (PTV Plus).

New Porsche Dynamic Chassis Control Sport (PDCC Sport) is an active roll stabilisation system with an ultra sporty setup. It registers the lateral inclination of the body induced by cornering from the very outset and acts to suppress it. The system also reduces the lateral instability of the vehicle on uneven ground.

The new system sees the introduction of active electromechanical anti-roll bars. These provide a much faster response and are tuned for sporty driving. The result: improved performance.

In combination with new PDCC Sport, PTV Plus enhances driving dynamics and stability. As a function of steering angle and steering speed, accelerator pedal position, yaw rate and vehicle speed, it improves steering response and

precision by strategic braking of the right or left rear wheel. At high speeds and when accelerating out of corners, the electronically controlled rear differential lock with fully variable torque distribution also acts to provide greater driving stability and traction.

The overall result? Strong resistance to destabilising side forces for self-assured poise. Excellent traction. Great agility at every speed – with precise turn-in and well-balanced load transfer characteristics. And, accordingly, even more fun in the corners.

Brakes.

For over 60 years, we've been working on being faster. Even when it comes to slowing down. That's why the new Panamera models are equipped with a brake system having six-piston aluminium monobloc fixed brake calipers at the front and four-piston equivalents at the rear. The brake discs – measuring 360 mm at the front and 330 mm at the rear on the Panamera 4S model, and 410 mm at the front and 380 mm at the rear on the Panamera Turbo – are internally vented and slotted. This improves braking behaviour even under extreme conditions and heat is dissipated more effectively. The one-piece brake calipers have an enclosed construction. This makes them lighter yet highly resistant to deformation. Pedal travel is tight, the pressure point precise, the braking distance impressively short.

Porsche Ceramic Composite Brake (PCCB).

Proven in motorsport, Porsche Ceramic Composite Brake (PCCB) is available as an option. For the new Panamera models, the cross-drilled ceramic brake discs of PCCB now have a diameter of 420 mm at the front and 390 mm at the rear – for even more formidable braking performance. PCCB features 10-piston aluminium monobloc fixed brake calipers on the front axle and four-piston units at the rear – all painted in yellow – to provide braking forces that are considerably more powerful and, crucially, are exceptionally consistent. PCCB enables shorter braking distances in even the toughest road and race conditions. Safety under high-speed braking is also improved thanks to its excellent fade resistance. Another advantage of PCCB is the extremely low weight of the ceramic brake discs, which are approximately 50% lighter than standard discs of a similar design and size. This results in better roadholding and increased comfort, particularly on uneven roads, as well as greater agility and a further improvement in handling.





1



2



3



4



5



6

Wheels.

We rise to the challenge we're given.

The same applies to the wheel dimensions of the new Panamera. The tyres are wider, the contact surface larger – for enhanced performance under acceleration and braking. As of now, optional sizes of up to 21 inches are available from a range of wheel designs, assuring you of a grand

appearance. The Panamera 4S is equipped as standard with 19-inch wheels, the Panamera Turbo with 20-inch wheels. The material? Alloy, of course. The design? Classic and sporty. A choice of other 19-, 20- and 21-inch wheels is available on request.

- 1 21-inch 911 Turbo Design wheel
- 2 21-inch Exclusive Design wheel painted in black (high-gloss)
- 3 21-inch Panamera SportDesign wheel
- 4 20-inch Panamera Design wheel
- 5 20-inch Panamera Turbo wheel
- 6 19-inch Panamera S wheel



SPORT mode.

With SPORT mode, you can swap from a comfort-oriented tuning to a sporty setup. The electronic engine management system demands a sharper response. Engine dynamics become more direct. In SPORT mode, PDK shifts up later and shifts down

sooner. Porsche Active Suspension Management (PASM) and optional Porsche Dynamic Chassis Control Sport (PDCC Sport) and rear-axle steering also switch to SPORT mode, delivering harder damping and more direct turn-in – and even greater agility through corners.

Sport Chrono Package including mode switch.

Adrenaline at the push of a button: the Sport Chrono Package offers an even sportier tuning of the chassis, engine and transmission. The kit includes a digital and analogue stopwatch, a graphic in the instrument cluster showing longitudinal and

lateral acceleration, and a performance display for viewing lap times in Porsche Communication Management (PCM).

What's new is the mode switch on the steering wheel with SPORT Response button, derived from the 918 Spyder. Four driving modes are available to



choose from: 'Normal', 'SPORT', 'SPORT PLUS' and 'Individual' – for an even more personalised driving style.



In SPORT mode alone, the new Panamera delivers increased dynamics and more direct handling (see page 48). In SPORT PLUS mode, the engine becomes even more responsive. The rev-limiter is adjusted to a harder setting. Porsche Active Suspension Management (PASM) and Porsche Dynamic Chassis Control

Sport (PDCC Sport) are retuned for harder damping and more direct turn-in. The adaptive air suspension drops to Low Level and firms the spring rate. The rear-axle steering acts to provide even greater agility. Another function included in the package is Launch Control – for optimum acceleration from a standing start.

The stopwatch mounted on the dashboard displays recorded driving time or can be used as a conventional clock. Porsche Communication Management (PCM) is upgraded to include a performance display, enabling you to view, store and evaluate laps or other driving times.

SPORT Response.

Pressing the button in the centre of the mode switch primes the engine and transmission for the fastest possible unleashing of power (e. g. for overtaking).

In other words, maximum responsiveness – for a period of approximately 20 seconds.

PSM Sport.

In conjunction with the Sport Chrono Package, Porsche Stability Management (PSM) is supplemented by a ‘Sport’ mode. It allows a significantly more sporty driving style, with PSM remaining active in the background. For a further enhancement to your driving experience.

**For others, it's the order of the hour.
For us, it's been the order since the first second.**

Porsche and the environment.

In an era of global climate change, every automotive manufacturer is asking what it has to offer right now. Our answer? Excellent performance together with excellent efficiency.

Emission control.

Vehicles manufactured by Porsche demonstrate that even high-performance sports cars can achieve moderate fuel consumption and exhaust emission values in their respective category. This is accomplished, on the one hand, through the efficient use of fuel by means of efficiency-enhancing technologies such as auto start/stop, thermal management, electrical system recuperation, adaptive cylinder control and coasting. On the other hand, catalytic converters with stereo Lambda control circuits provide efficient emission control.

Fuel economy and recycling.


Intelligent lightweight construction is integral to the Porsche identity. This identity is expressed in the form of a high proportion of aluminium, magnesium, plastics and super-high-strength sheet steels. All materials have been strategically selected, and the paints used are predominantly environmentally friendly water-based paints. Each lightweight material is easily recyclable and all plastic components are labelled to facilitate future separation for recycling.

In short, the Panamera is around 95% recoverable.

Fuel.

All Porsche models – including the Panamera – are designed to operate on fuels with an ethanol content of up to 10%, e.g. 'E10'. Ethanol has a positive impact on the CO₂ balance because it is derived from plants that absorb CO₂ from the atmosphere.





Comfort and infotainment.

When you're happy to lean back in comfort, you change nothing? We disagree. To overcome the next challenge with all one's might, the best approach is the relaxed approach. For only those who know how to breathe calmly will ultimately stay the course.



**Feel at home.
Especially on the home straight.**

Interior.

Sporty, for an outing on the racetrack. Comfortable, for a long journey in a party of four. There is no 'either-or'. That's the Panamera. Its ingenious sports car ergonomics are centred on the driver and on performance – without disregard for the well-being of passengers.

Let's give you some examples. Ascending centre console: enabling swift hand movements from the steering wheel to the gear selector. New control and display concept: Porsche Advanced Cockpit with newly styled centre console in glass look and touch-sensitive buttons arranged in logical groups. High-resolution 12-inch touchscreen display. Instrument cluster with analogue rev counter positioned in the middle, flanked on the left and right by two high-resolution displays. Multifunction sports steering wheel.

And what else? You decide: seat variants, leather or two-tone interior schemes? Fine woods, aluminium or carbon? More sporty? More luxurious? Both? Thanks to our extensive range of personalisation options, the possibilities for you and your wishes are virtually boundless. Details of colours and personalisation options can be found on page 92 onwards.



New Porsche Rear Seat Entertainment.

A cinematic experience enjoyed in the second row: new Porsche Rear Seat Entertainment has been specially developed to appeal to the discerning taste of a Porsche passenger and offers a fully integrated and networked infotainment system for on the move. Both units are removable, making them convenient to use outside the vehicle, too.

Porsche Rear Seat Entertainment connects to Porsche Communication Management (PCM) via WLAN to provide access to the radio, media, navigation system and vehicle functions of your Panamera. A wealth of entertainment awaits, thanks to two separate 10-inch touchscreen displays on the front seat backrests, an internal 32-GB memory, micro SD card slot, micro USB interface, Bluetooth® and NFC (near field communication). Through the connection to the WLAN router of the Connect Plus module (see page 76), you also gain

access to the Internet and up to one million apps and games, to movies and music, audiobooks, e-books and productivity applications from the GOOGLE® Play Store.

For an unrestricted listening experience, the sound can be output from the integrated loudspeakers, the in-car sound system or the wireless Bluetooth® headphones.

**The best thing about the future?
It's right before us.**

Instrument cluster.

Analogue meets digital: the new instrument cluster of the Panamera models is reminiscent of Porsche motorsport history – and, at the same time, it is as modern as only it can be.

In the middle and in direct view of the driver is the analogue rev counter, its needle integral to its truly classic design. To the left and right, two high-resolution displays provide you with a variety of information as and when you need it, such as the navigation map or Night Vision Assist.

On the left-hand side of the rev counter is the speedometer. In its centre, you can see data relating to adaptive cruise control, for example. In the display field on the outside left, you can choose to show the speed limit indicator, traffic sign recognition or the outside temperature.

On the right-hand side, the possibilities are even more varied. The inside display field is occupied by information from the on-board computer, the fuel gauge or the residual range. In the field on the outside right, you can see the time. And there's also the option of viewing the map of the navigation system.





Ambient lighting with rear interior lighting.

Optional ambient lighting with rear interior lighting is an indirect lighting concept designed to enhance passenger comfort. You can choose from seven lighting colours and customise their intensity.



Panoramic sunroof.

The tinted glass panels of the new panoramic sunroof on the Panamera models create a particularly bright and pleasant lighting mood in the interior. The two-piece panoramic sunroof can be tilted and opened electrically at the front.

Front seats.

The front seats offer a high level of comfort and provide support in fast corners without restricting freedom of movement. The seat height, squab and backrest angles and fore/aft position are electrically adjustable.

Power seats.

The Panamera Turbo is equipped with 14-way power seats including memory package in the front. These add seat squab length adjustment and four-way lumbar support for the driver and front passenger. The memory function stores settings for seats, steering column, both exterior mirrors and other personalised in-car settings.

Adaptive Sports seats.

Available as an option, adaptive Sports seats (18-way, electric) including memory package provide even better lateral support – thanks to the elevated side bolsters on the seat squab and backrest.

Electrically adjustable, they offer comfort on long journeys and made-to-measure lateral support in the corners.

Rear seats.

The most striking feature of the rear seats? There are two separate ones. With plenty of leg- and headroom and offering excellent lateral support through fast corners without sacrificing comfort. Eight-way power seats are available as an option for the rear in any Panamera model. In addition to the electric backrest adjustment, seat squab length adjustment and lumbar support, there is a facility to adjust the front passenger seat from the rear compartment (depending on equipment specification). In conjunction with adaptive Sports seats in the front, Sports seats featuring elevated side bolsters are also fitted in the rear.

Seat heating and ventilation.

The front seats of all new Panamera models – and the rear seats of the

Panamera Turbo – come equipped with seat heating to warm the squab and backrest to an agreeable temperature. Optional seat ventilation incorporates active aeration of the perforated seat centre and backrest to provide a pleasant seating environment – even in hot weather.

Massage function.

On request, the power seats are also available with a massage function – front and rear. With five programmes and five intensity levels to choose from, 10 air cushions in each backrest provide a relaxing treat for the back muscles. For improved seating and long-distance comfort.





Four-zone automatic climate control including touchscreen display in rear compartment.

Welcome to your personal climate zone. Four-zone automatic climate control features individual temperature setting controls for the driver and front passenger, and separate ones for each seat in the rear, too. The system also comes with a dedicated touchscreen display for the rear compartment. In addition to the air conditioning, this can be used to operate a range of other comfort and entertainment functions (depending on equipment specification).

An active carbon filter traps particles, pollen and odours and thoroughly filters fine dust out of the outside air before it can reach the interior.

A new ionisation function is available as an option – for improved air stream quality. Before it reaches the cabin, the air in the automatic climate control system is passed through an ioniser. Airborne viruses, bacteria and spores are reduced and the interior air is appreciably refreshed for an even more pleasant cabin environment.


**We love to break barriers.
Sonic ones included.**


Sound systems.

BOSE® Surround Sound System.

The BOSE® Surround Sound System features 16 amplifier channels and offers a total output of 710 watts. Fourteen loudspeakers including a 160-watt passive subwoofer box ensure a balanced, faithfully reproduced acoustic pattern. The patented AudioPilot® Noise Compensation Technology continuously

measures the ambient noise inside the vehicle and adapts music playback instantly and automatically so that a consistent sound is maintained – whatever the driving conditions. In real time. The result is a captivating 360° acoustic experience delivered to all four seat positions. At all times.





Burmester® High-End 3D Surround Sound System.

A concert hall with the four best seats around? Panamera. The Burmester® High-End 3D Surround Sound System delivers an acoustic performance worthy of one of the best concert halls in the world. Every audience member can enjoy the full breadth of the stage thanks to the perceived spatial distribution of the sound source.

Quiet, please, as we introduce a total output of 1,455 watts, 21 individually controlled loudspeakers including an active subwoofer with 400-watt class D digital amplifier, two-way centre system and a total diaphragm surface area of more than 2,500 cm². Ribbon tweeters have been used for unmistakably fine,

clear and undistorted high-frequency sound reproduction with excellent level stability. All loudspeaker housings are perfectly matched and deliver superior bass foundation, definition and impulse accuracy. The result is a natural and richly textured spatial sound, even at top volume. Particularly impressive is the new 3D sound experience, created by the loudspeakers integrated into the roof pillars and by the use of a special 3D algorithm.

A superlative visual performance, too. The borders of the loudspeaker trims are illuminated in white or – in conjunction with optional ambient lighting – a choice of seven colours. Uncompromising in sound and design.

**Even the information superhighway is not beyond the bounds of a Porsche.
How fortunate.**

Porsche Connect.

Porsche Connect enhances existing vehicle functions with intelligent services and apps, all of which are intended to make the connection between car and driver even more intimate, to intensify that sports car fascination, and to make the challenges of everyday life quick and easy to overcome.

Porsche Communication Management (PCM) including online navigation.

PCM – as the platform for Porsche Connect – is your control centre for audio and communication functions. The new generation with online navigation, mobile phone preparation, audio interfaces and voice control system features a high-resolution 12-inch touchscreen display that can be used for easy control of most on-board functions.

From the customisable start screen, you have quick and easy access to the functions you find most important. A new feature in conjunction with optional four-zone automatic climate control is the additional touchscreen display in the rear compartment. This gives passengers convenient control of, for example, the air conditioning and infotainment functions.

On the move, you can enjoy an array of infotainment applications and listen to the radio or your favourite music from various sources: CD/DVD drive, SD cards, 10-GB internal hard drive (jukebox), AUX input or any compatible device, e.g. iPhone®, connected to the USB interface. Functions are operated conveniently by means of the 12-inch touchscreen display, the rotary pushbutton controls or the voice control system.

TV tuner.

The TV tuner receives unencrypted analogue and digital television broadcasts. For your safety and that of your passengers, TV viewing on PCM is possible only between journeys. In conjunction with Porsche Rear Seat Entertainment, TV programmes can be watched on the rear screens even when you're on the move.





1

Connect Plus.

The Connect Plus module ensures maximum connectivity in your Porsche.

It features an LTE telephone module – with SIM card reader – for convenience,

excellent reception and optimised voice quality. A wireless Internet access point gives you in-car online access from WLAN-enabled client devices (e.g. laptops, tablets or smartphones), simultaneously if necessary.

A smartphone compartment in the centre console transfers the signal of your mobile phone to the external aerial of the car – conserving phone charge and providing optimum reception. In addition, you can connect your smartphone for recharging or to play its media content.

What's more, the Connect Plus module enables use of the wide range of Porsche Connect services. Get more day out of your everyday and delegate the multitasking to your sports car – so you can spend more time driving your Porsche.

1 Porsche Connect Plus



2

Services.

With Porsche Connect and the Connect Plus module, you have access to a range of helpful services, such as real-time traffic information. Thanks to this visual aid, you can be sure that you're on the fastest route to your destination even

before you set off. Throughout the journey, the real-time traffic information is regularly updated – keeping you on the recalculated optimum route. For better familiarity with your surroundings at your destination and along the way, GOOGLE® Street View and GOOGLE® Earth provide

360° views and satellite imagery in the map view of PCM.

2 Porsche Connect Plus POIs: car parks

Connect apps.

In addition to its range of smart services, Porsche Connect offers two smartphone apps. The first, Porsche Car Connect, lets you use your smartphone or Apple Watch® to retrieve vehicle data and remotely control selected vehicle functions. Another feature is the Porsche Vehicle Tracking System (PVTs) including theft detection, enabling the remote location of a stolen vehicle across most of Europe.

The second app is the Porsche Connect App. This allows you to send chosen destinations to your Porsche before you start your journey. As soon as your smartphone has connected to PCM, you will be able to display them in the vehicle and transfer them directly to the navigation system. Even your smartphone calendar can be viewed directly on PCM and stored addresses used for route guidance. What's more, the Porsche Connect App gives you access to millions of music tracks thanks to its built-in music streaming function.

At www.porsche.com/connect, you can find further information about the apps and services available.

Apple® CarPlay.

Apple® CarPlay enables you to connect your iPhone® to your Porsche and have certain apps displayed directly on the screen of Porsche Communication Management (PCM). With the Siri® voice recognition interface, you can conveniently use your apps on the move. It minimises distraction and allows you to keep your full concentration on the road.

Porsche Connect Portal.

Every Porsche can be configured to your preference. Porsche Connect is the same. In the Porsche Connect Portal, you can manage your Panamera and personalise your Connect services to suit your interests – whether it's by adding new destinations for your navigation system or selecting your favourite sources for the news articles that you want to have read aloud in the car. The Porsche Connect Portal also lets you create additional

users – such as family members or friends.

Porsche Connect Store.

Would you like to extend your subscription period? Or purchase extra Porsche Connect services? Visit the Porsche Connect Store at www.porsche.com/connect-store and discover more about what Porsche Connect has to offer.

Porsche Connect services (including Car Connect Services, but excluding Safety and Security Services) include an initial free subscription period, the length of which may vary by services package and country but shall not be less than 3 months. For further information on free subscription periods, follow-on costs and availability of individual services in your country, please visit www.porsche.com/connect or consult your Porsche Centre. A data-enabled SIM card and a separate, valid subscription to a mobile network provider (subject to charge) are required for use of Porsche Connect services.



The courageous always did look far ahead.

Lights and vision.

The better way to reach your destination is by knowing what's up ahead. When driving, that's true more than ever. All Panamera models are therefore equipped with LED main headlights. Distinctly Porsche: four-point daytime running lights, four-point brake lights and 3D taillights with characteristic light strip.

LED main headlights including Porsche Dynamic Light System (PDLS).

Available as an option for the Panamera 4S and fitted as standard to the Panamera Turbo: LED main headlights including Porsche Dynamic Light System (PDLS) with dynamic range adjustment, dynamic cornering lights and speed-sensitive headlight range control. For enhanced near-field, lateral and far-field illumination – and added safety.

LED main headlights with matrix beam including Porsche Dynamic Light System Plus (PDLS Plus).

Even greater foresight is achieved with LED main headlights featuring matrix beam technology. The matrix beam strategically deactivates specific segments of the permanent main-beam cone. Eighty-four individually controlled LEDs adapt to the situation ahead by switching off or dimming accordingly. Vehicles in front or in the oncoming lane are no longer dazzled, while the areas in between and to the side continue to receive full illumination. To optimise target fixation, not only are the lights selectively dimmed to fade out oncoming vehicles, the area to the right of the light void is lit more brightly for better guidance of the driver's visual attention. What's more,

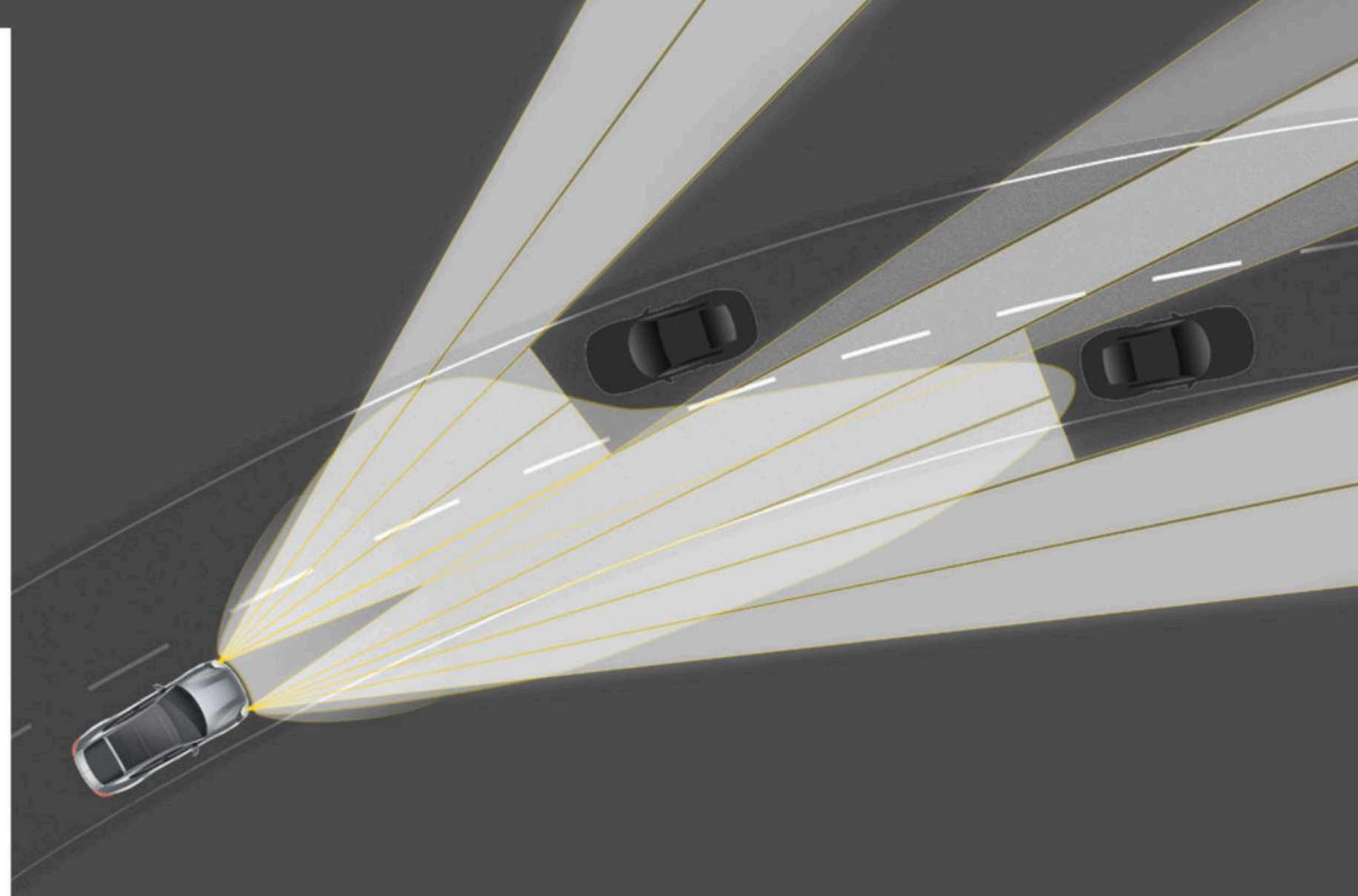
segment-specific dimming of highly reflective traffic signs also acts to avoid driver dazzle. LED main headlights with matrix beam including PDLS Plus: bright, homogeneous, safe.

PDLS Plus, which includes all the functions of PDLS, now comes for the first time with electronic cornering lights and an intersection assistant function based on navigation data. As you approach a crossroads or T junction, the intersection assistant function activates the left and right cornering lights, and the light cone becomes wider and shorter – for enhanced illumination of your surroundings.

Night Vision Assist.

Night Vision Assist provides the driver with information even beyond the range of the headlights. An infrared camera detects pedestrians or large wildlife before they are illuminated by the headlights. A thermal image in the instrument cluster warns the driver: the detected person or animal is highlighted in yellow – or in red and accompanied by an audible signal if within the critical range in front of the vehicle. In combination with PDLS Plus, the marker light function briefly flashes the headlight at the pedestrian on the kerbside or in the carriageway three times to alert the driver's attention.

LED main headlights with matrix beam including Porsche Dynamic Light System Plus (PDLS Plus)





Even in leading positions, it's nice to know you don't have to do everything on your own.


Assistance systems.

It's a little bit like in your job: an assistant may relieve you of the burden – but not the pleasure. With Porsche assistance systems, it's exactly the same. Geared towards sporty, active driving, they afford you the driving pleasure you expect of a Porsche.

Your Panamera now continues to maintain this distance from the vehicle ahead. If it brakes even more, adaptive cruise control will reduce your speed accordingly – even down to a halt. As soon as the road ahead clears, your vehicle will accelerate back up to the cruising speed originally set.

Adaptive cruise control (ACC).

This system regulates the speed of your Panamera fully independently in line with the speed of the vehicle in front. Radar sensors inside the front end scan the road ahead. Let's imagine you've selected a cruising speed but have begun to gain on the vehicle in front because it is driving more slowly – the system reduces the speed of your vehicle by restricting throttle or gently applying the brakes until your chosen distance from the vehicle in front is restored.



Porsche InnoDrive including adaptive cruise control.*

Those who drive a Porsche want to drive. The more sporty, more comfortable, more efficient and more safe the drive the better. Porsche InnoDrive assists you in a completely new way.

The system enhances adaptive cruise control with additional, innovative functions.

It predictively optimises your speed. With the aid of high-resolution navigation data and information supplied by the radar and video sensors, Porsche InnoDrive determines speed limits and topographical road features, such as

gradients or corner radii, along your route even before you reach them – and modifies the gearshift strategy and speed of the Panamera accordingly. For intelligent driving and a significant efficiency advantage.

You can adapt the driving feel by pressing the SPORT button. Depending on the mode, the system selects the optimum

parameters for engine management and gear selection, including coasting and deceleration.

Implemented for the first time at Porsche in the Panamera, the system uses the knowledge gained from its prediction horizon of up to three kilometres to formulate the optimum timing for acceleration, constant speed driving

and deceleration phases to provide a harmonious driving experience.

Imagine, for example, that a speed restriction is in force further along the route but the traffic sign is not yet in sight of the driver: the system already knows that deceleration will be required and initiates a fuel-saving coasting manoeuvre.

Porsche InnoDrive represents the typically Porsche realisation of efficient driving – for greater comfort and greater driving pleasure.

Traffic Jam Assist.

Another feature of Porsche InnoDrive including adaptive cruise control is Traffic Jam Assist. It eases the burden on the

driver when congestion is encountered on major inter-urban roads and motorways.

At speeds of up to approximately 60 km/h, the system uses gentle steering inputs to keep the vehicle in the middle of the lane, regulates the distance from vehicles in front and follows the queue ahead where system limitations allow.

To do this, Traffic Jam Assist tracks roadway markings and other vehicles on the carriageway. The benefit? Appreciable stress relief and greater comfort on long journeys.

* The assistance provided by Porsche InnoDrive is subject to system limitations. The driver must monitor driving style at all times and intervene in cases of doubt. The system can be overridden at any time by use of the brake or accelerator pedal.

Porsche InnoDrive is not available in some countries.



Lane Change Assist with Turn Assist.

Lane Change Assist uses radar sensors to monitor the areas to the rear of the vehicle and the blind spots on either side. As you move to change lane, the system issues a visual warning signal in the exterior mirrors if another vehicle is rapidly approaching your vehicle from behind or is residing in one of your blind spots. The function can be activated in PCM as required. For greater comfort and safety, especially on the motorway.

During low-speed turns, new Turn Assist improves safety at the rear. Once you've arrived at an intersection, Turn Assist issues a visual warning if it detects objects approaching in the blind spots behind your vehicle.

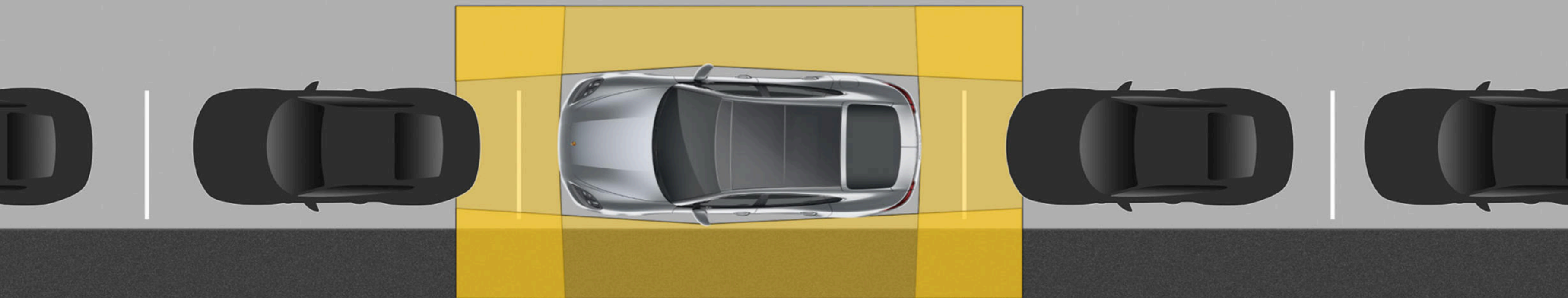
Lane Keeping Assist including traffic sign recognition and cornering notification.

Lane Keeping Assist is a camera-based system for automatic detection of divider line markings on the road. The system eases the burden on the driver by providing steering assistance, helping to keep the vehicle in lane.

Integrated traffic sign recognition uses a camera and navigation data to detect speed limits and 'no overtaking' zones and to infer local traffic codes (e.g. from boundary signs). Information is displayed in the instrument cluster. The advantage over information stored in the navigation database is that even temporary speed restrictions can be detected.

New for Porsche is the cornering notification, an enhancement to the traffic sign recognition function. Based on navigation system data and camera recognition of cornering road signs, the system displays an arrowed direction warning on the instrument cluster display alerting you to tight corners. Long before you reach them.

How do you benefit? Increased comfort. And reduced stress, not least on long cross-country journeys.



ParkAssist including reversing camera and Surround View.

ParkAssist is fitted in all Panamera models and audibly alerts the driver to the presence of obstacles detected to the front and rear of the vehicle. The audible

alert is supplemented by a visual warning on the central display screen.

The optional reversing camera facilitates precise reverse parking and manoeuvring and also assists in hitching a trailer. Help is provided in the form of the camera

image and the dynamic, superimposed guidelines on the PCM screen, which illustrate the predicted course of the vehicle given the current position of the steering wheel.

The optionally available Surround View system supplements the reversing camera with three more high-resolution cameras – one in the front apron and one in each lower trim of the exterior mirrors. Based on the information supplied by all four cameras, the system generates a

virtual bird's eye view of the car and displays it on the PCM screen. It is also possible to switch between various camera views to improve visibility, e. g. at narrow exits.



Summary.

What is there left to do when we've reached our destination? When we've proven our courage and silenced all the doubters? Do we sit back with satisfaction and reflect proudly on all that has been achieved? Not quite. At the end of the day, at the end of the street, the next challenge already awaits. The next opportunity. The next destination. We don't believe in the status quo. We – like you – believe in the ability to make change.

The new Panamera.
Courage changes everything.



Personalisation.

We make decisions day in, day out. In our jobs. In our private lives. In our hearts. Every decision takes courage. What does it come down to? The fact that we make ourselves part of those decisions. And remain true to ourselves. It's how we avoid any notion of compromise – and build character instead.

**We believe in passion for the sports car.
And for every detail.**

Personalisation.

Just imagine if everything were possible. If you could create the sports car of your dreams. Without restriction. With a diverse range of colours. With extra personality and performance. Like Ferry Porsche did all that time ago with the first ever Porsche: the 356 No. 1.


On the pages that follow, we will show you how a dream car becomes a reality. For a clear overview, all available options have been organised by category. With the extensive colour palette and wide range

of optional equipment, you can give personality to your Panamera. Let the following pages fill you with inspiration – and let your creativity run wild.

The possibilities are many. The limits are few and far between. Take Porsche Exclusive as an example, where you can have your Panamera personalised even more comprehensively and entirely the way you envisaged. Directly on the shop floor. To the ultimate level. And for the most part by hand.

You can find out more about the ultimate form of personalisation on the following pages. By the way, we've taken special care to point out all the personalisation options available from Porsche Exclusive. You'll be amazed at what we can do.





The transition from handcraft to craftsmanship is a fluid one.

Porsche Exclusive Manufaktur.

Our wealth of experience goes back a long way. Since the very beginning, we at Porsche have been dedicated to realising customer wishes as part of our special request service. Known until 1986 as the Porsche 'Sonderwunschprogramm', today we call it Porsche Exclusive Manufaktur. The philosophy has remained the same. Hand on heart.

We love what we do. We love our work. Every seam, every square inch of leather, and every single other fine detail receives the same devotion. It's how we bring dreams to life. And how we create something unique. Directly from the Manufaktur.

None of this would be possible without originality, inspiration and enthusiasm, beginning as early as the consultation stage. That's because we keep in mind one thing above all else: your particular wishes and requirements. We fulfil them

with composure and meticulous care, through precision handcrafting and the use of exquisite materials such as leather, fine wood or aluminium.

Added value is achieved through dedication and finesse. In other words, we handcraft a product that blends sporty performance, comfort and style and reflects your own personal taste. A Porsche with your signature touch.

We offer a wide range of personalisation options, with visual and technical enhancements for the interior and exterior, from a single alteration to extensive modifications. For your inspiration, select examples of our unique accomplishments are showcased on the following pages and, by visiting www.porsche.com/exclusive, you can find out everything you need to know about how to configure one of your very own.



1



3



2



4

Strong personality development is an inner drive.

The Panamera Turbo in GT Silver Metallic.

Never making do. Forever raising the bar. That mindset is encoded in an athlete's genes. It embodies the inner attitude given outward expression. As with the Panamera Turbo in GT Silver Metallic.

The overall impression: athletic, innovative and individual. The details: a SportDesign package, which makes your Panamera appear even sportier thanks to the distinctive front apron, sideskirts and rear apron. A sports exhaust system, which impresses audibly and visually – thanks to the sports tailpipes painted in black. And 21-inch Panamera SportDesign wheels, which are both individual and dynamic at the same time. Even the exterior mirrors

painted in black (high-gloss) and the model designation on the rear reinforce this sports star's commanding outward appearance.

And inside? No room for boredom. New Porsche Rear Seat Entertainment means that the best seats in the house are not necessarily in the front row. Details like the Porsche Crest embossed on the headrests and the seat belts in Bordeaux Red refine the car's individual character.

Sportiness and individuality are words we interpret literally. No wonder there's so much inner drive.

- 1 Porsche Rear Seat Entertainment, model logo on centre console armrests, leather interior package
- 2 SportDesign package painted in black (high-gloss), sports exhaust system including sports tailpipes in black, tinted LED taillights including light strip, model designation painted, door release levers painted in black (high-gloss), 21-inch SportDesign wheels painted in black (high-gloss), air outlet grilles painted in black (high-gloss)
- 3 SportDesign package painted in black (high-gloss), exterior mirrors painted in black (high-gloss)
- 4 Porsche Crest embossed on headrests, seat belts in Bordeaux Red

**Fashion is transient.
Elegance is timeless.**

The Panamera 4S in black.

True elegance is not a passing fancy. It is timeless. Combine it with sportiness and individuality, as embodied by the Panamera 4S in black, and you witness the emergence of a sports car. Full of emotions, free of conventions.

The outward appearance is dominated by classy black. While the SportDesign package and the sports exhaust system with black tailpipes make a stunning statement of their own, selected details – such as painted exterior mirrors and the model designation painted on the rear – underline the exclusive look of this Panamera 4S. Classy 21-inch Exclusive

Design wheels painted in black (high-gloss)¹⁾ and tinted LED taillights complete the elegant overall impression.

Inside, we see proof that true beauty comes from within. In conjunction with the two-tone leather interior, the new Paldao wooden decor refines the exclusive design of the cabin. The warm tone of this material and its colour gradient create stylish accents for the interior package and the multifunction sports steering wheel. The Porsche Crest embossed on the centre console armrests and on the headrests add the finishing touches to the image of an aesthetic athlete.

- 1 Porsche Crest embossed on centre console armrests
- 2 SportDesign package, 21-inch Exclusive Design wheels painted in black (high-gloss)¹⁾, exterior mirrors painted
- 3 SportDesign package, sports exhaust system including sports tailpipes in black, 21-inch Exclusive Design wheels painted in black (high-gloss), tinted LED taillights including light strip, model designation painted
- 4 Paldao interior package, multifunction sports steering wheel in Paldao, Porsche Rear Seat Entertainment, Porsche Crest embossed on centre console armrests, Porsche Crest embossed on headrests

¹⁾ Provisionally available from 06/2017.



1



2



3



4

Solid exterior colours.



White¹⁾



Black¹⁾



Carrara White Metallic



Rhodium Silver Metallic



Sapphire Blue Metallic



Mahogany Metallic¹⁾



Night Blue Metallic



Agate Grey Metallic¹⁾



Volcano Grey Metallic



Jet Black Metallic

Special exterior colours.



GT Silver Metallic¹⁾



Crayon²⁾



Palladium Metallic²⁾



Carmine Red¹⁾



Amethyst Metallic²⁾

¹⁾ Available from 11/2016 at the earliest.

²⁾ Available from 01/2017 at the earliest.

Standard interior colours
Dashboard/trim/seats.



Black
(Roof lining: Black. Carpet: Black)



Agate Grey
(Roof lining: Agate Grey. Carpet: Agate Grey)

Standard interior colours
Partial leather interior.
Dashboard/trim/seats.



Black and Luxor Beige
(Roof lining: Luxor Beige. Carpet: Black)

Standard interior colours
Leather interior.
Dashboard/trim/seats.




Black
(Roof lining: Black. Carpet: Black)



Agate Grey
(Roof lining: Agate Grey. Carpet: Agate Grey)



Luxor Beige¹⁾
(Roof lining: Luxor Beige. Carpet: Luxor Beige)




Marsala
(Roof lining: Black. Carpet: Marsala)



Saddle Brown
(Roof lining: Black. Carpet: Saddle Brown)


Two-tone interior
Leather interior.
Dashboard/trim/seats.



Black and Crayon
(Roof lining: Crayon. Carpet: Black)




Marsala and Cream
(Roof lining: Cream. Carpet: Marsala)



Black and Bordeaux Red
(Roof lining: Black. Carpet: Black)



Saddle Brown and Luxor Beige
(Roof lining: Luxor Beige. Carpet: Saddle Brown)




Black and Saddle Brown
(Roof lining: Black. Carpet: Black)


Interior packages.




Black (high-gloss)




Brushed aluminium



Carbon




Dark walnut²⁾



Anthracite birch²⁾



Sweetgum²⁾



Paldao²⁾

Exclusive



Leather

Exclusive



Painted

Exclusive

¹⁾ Glass has reflective properties. With this interior colour, there is a possibility of reflections on the windscreen in unfavourable light conditions. Please ask your Porsche Centre for a test drive to be sure that you are satisfied with your chosen colour.

²⁾ Since wood is a natural product, there may be variations in colour and grain.

Possible interior colours.



Black



Marsala²¹




Black and Crayon



Saddle Brown and Luxor Beige²¹



Agate Grey²¹



Saddle Brown



Marsala and Cream²¹



Black and Saddle Brown



Luxor Beige²¹



Black and Luxor Beige



Black and Bordeaux Red²¹

²¹ With this interior colour, there is a possibility of reflections on the windscreen in unfavourable light conditions.
²² Available from 11/2016 at the earliest.

Especially recommended colour combinations: exterior and interior.

	Black	Agate Grey	Luxor Beige ¹¹	Saddle Brown	Marsala	Black and Luxor Beige	Black and Bordeaux Red	Black and Saddle Brown	Black and Crayon	Saddle Brown and Luxor Beige	Marsala and Cream
Solid colours											
Black	●	○	●	●	●	●	●	●	●	●	●
White	●	●	○	●	○	○	●	○	●	○	
Carmine Red	●		○			○			●		
Crayon	●	●		●	●		●	●	●	●	●
Metallic colours											
Jet Black Metallic	●	●	●	●	●	●	●	●	●	●	●
Mahogany Metallic	●		●		○					○	●
Agate Grey Metallic	●	●	●	●	○		●	●	○	○	○
Rhodium Silver Metallic	●	●		●	○		●	●			
GT Silver Metallic	●	●		●	●	●	●	●		○	
Sapphire Blue Metallic	●	○							○	○	
Night Blue Metallic	●	●	●	○			○		○	○	
Carrara White Metallic	●	●		●	●	○	●	○	●		

¹¹ Glass has reflective properties. With this interior colour, there is a possibility of reflections on the windscreen in unfavourable light conditions. Please ask your Porsche Centre for a test drive to be sure that you are satisfied with your chosen colour.

● Especially recommended colour combination
○ Recommended colour combination



Exclusive

Paldao interior package



Sweetgum interior package

Especially recommended colour combinations: exterior and interior.

	Black	Agate Grey	Luxor Beige ¹⁾	Saddle Brown	Marsala	Black and Luxor Beige	Black and Bordeaux Red	Black and Saddle Brown	Black and Crayon	Saddle Brown and Luxor Beige	Marsala and Cream
Metallic colours											
Amethyst Metallic	●		●		○				●		○
Volcano Grey Metallic	●	○	○	●	●	○		○	●		○
Palladium Metallic	●	●	○	●	●	●	●	●			●
Interior packages											
Black (high-gloss)	●	●	●	●	●	●	●	●	●	●	●
Brushed aluminium	●	●		●		●	●	●	○		
Carbon	●	○		●	●	●	●	●	●		●
Dark walnut ²⁾	●		●		○			●			○
Anthracite birch ²⁾	●		○	●		○			○		○
Sweetgum ²⁾	●		○	●	○			●	○		○
Paldao ²⁾	●		○	●		○		○	○		



Anthracite birch interior package



Dark walnut interior package

¹⁾ Glass has reflective properties. With this interior colour, there is a possibility of reflections on the windscreen in unfavourable light conditions. Please ask your Porsche Centre for a test drive to be sure that you are satisfied with your chosen colour.
²⁾ Since wood is a natural product, there may be variations in colour and grain.

● Especially recommended colour combination
 ○ Recommended colour combination

In essence, even the details of your Porsche are a highlight.



Adaptive air suspension with three-chamber technology



Porsche Ceramic Composite Brake (PCCB)



Ambient lighting with rear interior lighting



Rear-axle steering



Panoramic sunroof



Adaptive Sports seats in front (18-way, electric) with memory package



Four-zone automatic climate control

How do we make the extraordinary even more extraordinary? With Porsche Exclusive.



Exclusive SportDesign package, SportDesign package painted in black (high-gloss)



Exclusive 21-inch Exclusive Design wheel painted in satin platinum



Exclusive Porsche Crest embossed on headrests and seat belts in Bordeaux Red



Exclusive Porsche Rear Seat Entertainment



Exclusive Sports exhaust system including sports tailpipes in black (high-gloss)



Exclusive 21-inch Panamera SportDesign wheel painted in Jet Black Metallic



Exclusive Model logo embossed on centre console armrests



Exclusive Model designation painted



Sport Chrono Package



Exclusive Sports exhaust system including sports tailpipes in brushed stainless steel



Exclusive Sports exhaust system including sports tailpipes in black (high-gloss)

Option	Panamera 4S	Panamera Turbo	I no.
Engine.			
Sport Chrono Package	<input type="checkbox"/>	<input type="checkbox"/>	QR5
Sports exhaust system including sports tailpipes in brushed stainless steel ¹⁾	<input type="checkbox"/>	<input type="checkbox"/>	0P8
Exclusive			
Sports exhaust system including sports tailpipes in black (high-gloss) ¹⁾	<input type="checkbox"/>	<input type="checkbox"/>	0P9
Exclusive			
Chassis.			
Power steering Plus	<input type="checkbox"/>	<input type="checkbox"/>	1N3
Adaptive air suspension including Porsche Active Suspension Management (PASM) ²⁾	<input type="checkbox"/>	<input checked="" type="checkbox"/>	1BK
Porsche Dynamic Chassis Control Sport (PDCC Sport) including Porsche Torque Vectoring Plus (PTV Plus) ¹⁾	<input type="checkbox"/>	<input type="checkbox"/>	1P7
Rear-axle steering including Power steering Plus	<input type="checkbox"/>	<input type="checkbox"/>	0N5
Porsche Ceramic Composite Brake (PCCB)	<input type="checkbox"/>	<input type="checkbox"/>	1LV

– not available I number/extra-cost option standard available at no extra cost
For more information on the options featured in this catalogue, please refer to the separate price list.

Option	Panamera 4S	Panamera Turbo	I no.
Wheels.			
19-inch Panamera S wheels	<input checked="" type="checkbox"/>	<input type="checkbox"/>	V58
20-inch Panamera Turbo wheels	<input type="checkbox"/>	<input checked="" type="checkbox"/>	44G
20-inch Panamera Design wheels	<input type="checkbox"/>	<input type="checkbox"/>	44H
21-inch 911 Turbo Design wheels	<input type="checkbox"/>	<input type="checkbox"/>	44E
21-inch Exclusive Design wheels ³⁾	<input type="checkbox"/>	<input type="checkbox"/>	44F
Exclusive			
21-inch Exclusive Design wheels painted in black (high-gloss) ³⁾	<input type="checkbox"/>	<input type="checkbox"/>	44A
Exclusive			
21-inch Exclusive Design wheels painted in satin platinum ³⁾	<input type="checkbox"/>	<input type="checkbox"/>	44C
Exclusive			

¹⁾ Provisionally available from 01/2017.

²⁾ For a provisional period up to 08/2017, the Porsche Panamera 4S model cannot be ordered without optional adaptive air suspension including Porsche Active Suspension Management (PASM). A higher vehicle price therefore applies.

³⁾ Provisionally available from 06/2017.



Exclusive 21-inch Exclusive Design wheel



Exclusive 21-inch Exclusive Design wheel painted in black (high-gloss)



Exclusive 21-inch Exclusive Design wheel painted in satin platinum



Exclusive 21-inch Panamera SportDesign wheel painted in black (high-gloss)



Exclusive 21-inch Panamera SportDesign wheel painted in satin platinum



Exclusive 21-inch Panamera SportDesign wheel painted in satin black

Option	Panamera 4S	Panamera Turbo	I no.
Wheels.			
21-inch Panamera SportDesign wheels	<input type="checkbox"/>	<input type="checkbox"/>	44D
21-inch Panamera SportDesign wheels painted in black (high-gloss) ¹⁾	<input type="checkbox"/>	<input type="checkbox"/>	43S
Exclusive			
21-inch Panamera SportDesign wheels painted in satin black ¹⁾	<input type="checkbox"/>	<input type="checkbox"/>	43T
Exclusive			
21-inch Panamera SportDesign wheels painted ^{1),4)}	<input type="checkbox"/>	<input type="checkbox"/>	43V
Exclusive			
21-inch Panamera SportDesign wheels painted in Jet Black Metallic ¹⁾	<input type="checkbox"/>	<input type="checkbox"/>	43U
Exclusive			
All-season tyres for 20-inch alloy wheels	<input type="checkbox"/>	<input type="checkbox"/>	Q04
All-season tyres for 21-inch alloy wheels	<input type="checkbox"/>	<input type="checkbox"/>	Q02
Wheel centres with full-colour Porsche Crest	<input type="checkbox"/>	<input type="checkbox"/>	1NP

¹⁾ Provisionally available from 01/2017.

²⁾ Paint finish in exterior colour. Front apron air intake grille slats, front apron C-blades and rear apron diffuser in satin black.

³⁾ Paint finish in exterior colour. Front apron air intake grille slats, front apron C-blades and rear apron diffuser in black (high-gloss).

⁴⁾ Paint finish in exterior colour.

Option	Panamera 4S	Panamera Turbo	I no.
Exterior.			
Metallic paint	<input type="checkbox"/>	<input checked="" type="checkbox"/>	Code
Special colours	<input type="checkbox"/>	<input type="checkbox"/>	Code
Custom paint/Colour to sample	<input type="checkbox"/>	<input type="checkbox"/>	Code
Side window trims in black (high-gloss)	<input type="checkbox"/>	<input type="checkbox"/>	QJ4
SportDesign package ^{1),2)}	<input type="checkbox"/>	<input type="checkbox"/>	2D1
Exclusive			
SportDesign package painted in black (high-gloss) ^{1),3)}	<input type="checkbox"/>	<input type="checkbox"/>	2D5
Exclusive			
SportDesign sideskirts ^{1),4)}	<input type="checkbox"/>	<input type="checkbox"/>	VR4
Exclusive			

– not available I number/extra-cost option standard available at no extra cost
For more information on the options featured in this catalogue, please refer to the separate price list.



Exclusive SportDesign package



Exclusive SportDesign package painted in black (high-gloss)



Exclusive SportDesign sideskirts



Exclusive Exterior mirrors painted



Exclusive Exterior mirrors painted in black (high-gloss)



Exclusive Door release levers painted in black (high-gloss)

Option	Panamera 4S	Panamera Turbo	I no.
Exterior.			
Exterior mirrors painted ^{1),2)} Exclusive	<input type="checkbox"/>	<input type="checkbox"/>	6FU
Air outlet grilles painted ^{1),2)} Exclusive	<input type="checkbox"/>	<input checked="" type="checkbox"/>	VK5
Exterior mirrors painted in black (high-gloss) ¹⁾ Exclusive	<input type="checkbox"/>	<input type="checkbox"/>	6FH
Air outlet grilles painted in black (high-gloss) ¹⁾ Exclusive		<input checked="" type="checkbox"/>	VK4
Door release levers painted in black (high-gloss) ¹⁾ Exclusive	<input type="checkbox"/>	<input type="checkbox"/>	6JA
Model designation painted ^{1),3)} Exclusive	<input type="checkbox"/>	<input type="checkbox"/>	AAV
Deletion of model designation	<input type="checkbox"/>	<input type="checkbox"/>	ONA
Roof transport system ¹⁾	<input type="checkbox"/>	<input type="checkbox"/>	3S8
Rear wiper	<input type="checkbox"/>	<input type="checkbox"/>	8M1
Preparation for towbar system	<input type="checkbox"/>	<input type="checkbox"/>	1D7
Electrically extending towbar system ¹⁾	<input type="checkbox"/>	<input type="checkbox"/>	1D3

¹⁾ Provisionally available from 01/2017.

²⁾ Paint finish in exterior colour.

³⁾ Paint finish in exterior colour or in black (high-gloss).

Option	Panamera 4S	Panamera Turbo	I no.
Lights and vision.			
LED main headlights including PDLs and headlight cleaning system	<input type="checkbox"/>	<input checked="" type="checkbox"/>	8IS
LED main headlights with matrix beam including PDLs Plus	<input type="checkbox"/>	<input type="checkbox"/>	8IU
Tinted LED taillights including light strip ¹⁾ Exclusive	<input type="checkbox"/>	<input type="checkbox"/>	8SB
Ambient lighting ¹⁾	<input type="checkbox"/>	<input type="checkbox"/>	QQ1
Ambient lighting with rear interior lighting ¹⁾	<input type="checkbox"/>	<input type="checkbox"/>	QQ2
Air conditioning and glazing.			
Four-zone automatic climate control	<input type="checkbox"/>	<input type="checkbox"/>	9AH
Panoramic roof system ¹⁾	<input type="checkbox"/>	<input type="checkbox"/>	3FU
Privacy glass	<input type="checkbox"/>	<input type="checkbox"/>	4KF
Insulating windscreen with filter band	<input type="checkbox"/>	<input type="checkbox"/>	4GK
Thermally and noise insulated glass	<input type="checkbox"/>	<input type="checkbox"/>	VW5
Thermally and noise insulated glass including privacy glass	<input type="checkbox"/>	<input type="checkbox"/>	VW6

– not available I number/extra-cost option standard available at no extra cost
For more information on the options featured in this catalogue, please refer to the separate price list.



LED main headlights with matrix beam including PDLs Plus



Exclusive Tinted LED taillights including light strip



Privacy glass



Electric roll-up sunblind for behind rear compartment



Eight-way power seats (rear) with memory package

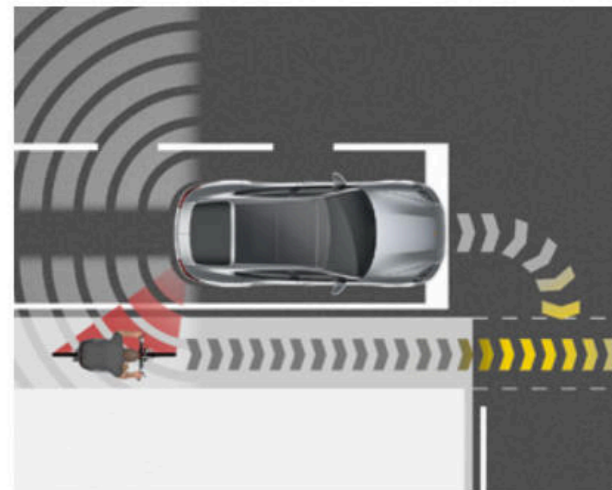
Option	Panamera 4S	Panamera Turbo	I no.
Air conditioning and glazing.			
Electric roll-up sunblind for rear side windows	<input type="checkbox"/>	<input type="checkbox"/>	3Y7
Electric roll-up sunblind for behind rear compartment	<input type="checkbox"/>	<input type="checkbox"/>	3Y2
Electric roll-up sunblind for behind rear compartment and electric roll-up sunblind for rear side windows	<input type="checkbox"/>	<input type="checkbox"/>	3Y8
Auxiliary heating with remote control ¹⁾	<input type="checkbox"/>	<input type="checkbox"/>	9M9
Seats.			
Driver memory package	<input type="checkbox"/>	<input type="checkbox"/>	3L4
14-way power seats (front) with memory package	<input type="checkbox"/>	<input checked="" type="checkbox"/>	Q2J
Adaptive Sports seats in front (18-way, electric) with memory package	<input type="checkbox"/>	<input type="checkbox"/>	Q1J
Eight-way power seats (rear) with memory package	<input type="checkbox"/>	<input type="checkbox"/>	3KK
Eight-way power seats (rear) with memory package (in conjunction with adaptive Sports seats)	<input type="checkbox"/>	<input type="checkbox"/>	3KL
Seat heating (front seats)	<input checked="" type="checkbox"/>	<input type="checkbox"/>	4A3
Seat heating (front and rear seats)	<input type="checkbox"/>	<input checked="" type="checkbox"/>	4A4
Seat ventilation (front seats)	<input type="checkbox"/>	<input type="checkbox"/>	4D3
Seat ventilation (front and rear seats)	<input type="checkbox"/>	<input type="checkbox"/>	4D1
Massage function (front)	<input type="checkbox"/>	<input type="checkbox"/>	4D7
Massage function (front) with seat ventilation (front)	<input type="checkbox"/>	<input type="checkbox"/>	4D5
Massage function (front) with seat ventilation (front and rear)	<input type="checkbox"/>	<input type="checkbox"/>	4D9
Massage function (front and rear) with seat ventilation (front and rear)	<input type="checkbox"/>	<input type="checkbox"/>	4D2

Option	Panamera 4S	Panamera Turbo	I no.
Safety.			
Porsche Vehicle Tracking System Plus (PVTS Plus)	<input type="checkbox"/>	<input type="checkbox"/>	7I2
ISOFIX child seat mounting points on front passenger seat	<input type="checkbox"/>	<input type="checkbox"/>	3B9
Side airbags in rear compartment	<input type="checkbox"/>	<input type="checkbox"/>	4X4
Fire extinguisher	<input type="checkbox"/>	<input type="checkbox"/>	6A7
Comfort and assistance systems.			
ParkAssist including reversing camera	<input type="checkbox"/>	<input type="checkbox"/>	7X8
ParkAssist including Surround View	<input type="checkbox"/>	<input type="checkbox"/>	8A4
Lane Change Assist	<input type="checkbox"/>	<input type="checkbox"/>	7YI
Lane Keeping Assist including traffic sign recognition	<input type="checkbox"/>	<input type="checkbox"/>	P8A
Adaptive cruise control	<input type="checkbox"/>	<input type="checkbox"/>	8T3
Porsche InnoDrive including adaptive cruise control ¹⁾	<input type="checkbox"/>	<input type="checkbox"/>	P8D
Night Vision Assist	<input type="checkbox"/>	<input type="checkbox"/>	9R1
Comfort access ²⁾	<input type="checkbox"/>	<input checked="" type="checkbox"/>	4F2
Soft-close doors	<input type="checkbox"/>	<input type="checkbox"/>	GZ2
HomeLink® (programmable garage door opener), 433 MHz	<input type="checkbox"/>	<input type="checkbox"/>	VC1

¹⁾ Provisionally available from 01/2017.

²⁾ Comfort Access uses state-of-the-art technology. However, it cannot be completely ruled out that the key's wireless encryption code is intercepted and used to open or steal the vehicle.

– not available I number/extra-cost option standard available at no extra cost
For more information on the options featured in this catalogue, please refer to the separate price list.



Lane Change Assist with Turn Assist



Lane Keeping Assist including traffic sign recognition



Exclusive Interior package painted



Cupholder with cover



Exclusive Seat belts in Crayon

Option	Panamera 4S	Panamera Turbo	I no.
Interior.			
Ioniser	<input type="checkbox"/>	<input type="checkbox"/>	2V4
Steering wheel heating	<input type="checkbox"/>	<input type="checkbox"/>	2ZH
Storage package	<input type="checkbox"/>	<input type="checkbox"/>	QE1
Cupholder cover in front	<input type="checkbox"/>	<input type="checkbox"/>	4M1
Ski bag	<input type="checkbox"/>	<input type="checkbox"/>	3X1
Smoking package	<input type="checkbox"/>	<input type="checkbox"/>	9JB
Interior package in black (high-gloss)	<input checked="" type="checkbox"/>	<input type="checkbox"/>	5TL
Interior package painted ¹⁾			
Exclusive			
– in exterior colour	<input type="checkbox"/>	<input type="checkbox"/>	7TL
– in contrasting exterior colour ²⁾	<input type="checkbox"/>	<input type="checkbox"/>	APC
Seat belts coloured ³⁾			
Exclusive			
– in Crayon	<input type="checkbox"/>	<input type="checkbox"/>	FI8
– in Bordeaux Red	<input type="checkbox"/>	<input type="checkbox"/>	FI6
Fixed luggage compartment cover	<input type="checkbox"/>	<input type="checkbox"/>	3U7
Floor mats	<input type="checkbox"/>	<input checked="" type="checkbox"/>	0TD

¹⁾ Provisionally available from 01/2017.

²⁾ Free choice of colour (at no extra cost) from all available standard and special colours.


³⁾ Free choice of colour (at no extra cost) from all available standard and natural leather colours.

Option	Panamera 4S	Panamera Turbo	I no.
Interior: leather.			
Interior in standard colour	<input checked="" type="checkbox"/>	<input checked="" type="checkbox"/>	Standard
Partial leather interior package in two-tone combination	<input type="checkbox"/>	<input type="checkbox"/>	Code
Panamera leather interior package in standard colours, smooth-finish leather	<input type="checkbox"/>	<input checked="" type="checkbox"/>	Code
Two-tone leather interior, smooth-finish leather	<input type="checkbox"/>	<input type="checkbox"/>	Code
Leather interior package ¹⁾			
Exclusive			
– in interior colour	<input type="checkbox"/>	<input type="checkbox"/>	7TM
– in contrasting interior colour ³⁾	<input type="checkbox"/>	<input type="checkbox"/>	APL
Porsche Crest embossed on headrests ¹⁾	<input type="checkbox"/>	<input type="checkbox"/>	5ZF
Exclusive			
Porsche Crest embossed on centre console armrests ¹⁾	<input type="checkbox"/>	<input type="checkbox"/>	6E2
Exclusive			
Model logo embossed on centre console armrests ¹⁾	<input type="checkbox"/>	<input type="checkbox"/>	6E3
Exclusive			

– not available I number/extra-cost option standard available at no extra cost
For more information on the options featured in this catalogue, please refer to the separate price list.



Exclusive Leather interior package



Exclusive Porsche Crest embossed on headrests



Exclusive Porsche Crest embossed on centre console armrests



Brushed aluminium interior package



Carbon interior package

Option	Panamera 4S	Panamera Turbo	I no.
Interior: Alcantara®.			
Roof lining in Alcantara®	<input type="radio"/>	<input checked="" type="radio"/>	6NN
Interior: aluminium.			
Brushed aluminium interior package	<input type="radio"/>	<input type="radio"/>	5TE
Interior: carbon.			
Carbon interior package	<input type="radio"/>	<input type="radio"/>	5MH
Heated multifunction sports steering wheel in carbon with gearshift paddles	<input type="radio"/>	<input type="radio"/>	2FX

– not available I number/extra-cost option standard available at no extra cost
 For more information on the options featured in this catalogue, please refer to the separate price list.

Option	Panamera 4S	Panamera Turbo	I no.
Interior: wood¹⁾.			
Dark walnut interior package	<input type="radio"/>	<input checked="" type="radio"/>	5MP
Heated multifunction sports steering wheel in dark walnut with gearshift paddles	<input type="radio"/>	<input type="radio"/>	1XG
Anthracite birch interior package	<input type="radio"/>	<input type="radio"/>	5MB
Heated multifunction sports steering wheel in anthracite birch with gearshift paddles	<input type="radio"/>	<input type="radio"/>	1XE
Sweetgum interior package	<input type="radio"/>	<input type="radio"/>	7TD
Heated multifunction sports steering wheel in sweetgum with gearshift paddles	<input type="radio"/>	<input type="radio"/>	2FF
Paldao interior package ²⁾	<input type="radio"/>	<input type="radio"/>	7TC
Exclusive			
Heated multifunction sports steering wheel in Paldao ²⁾ with gearshift paddles	<input type="radio"/>	<input type="radio"/>	2FG
Exclusive			

¹⁾ Since wood is a natural product, there may be variations in colour and grain.
²⁾ Provisionally available from 01/2017.



Sweetgum interior package



Exclusive Paldao interior package and multifunction sports steering wheel in Paldao



Connect Plus



Digital radio

Option

Audio and communication.

Option	Panamera 4S	Panamera Turbo	I no.
Porsche Communication Management (PCM) including online navigation	●	●	Standard
Connect Plus	●	●	Standard
BOSE® Surround Sound System	○	●	9VL
Burmester® High-End 3D Surround Sound System	○	○	9VJ
Six-disc CD/DVD autochanger	○	○	6G2
TV tuner	○	○	QV1
Digital radio	○	○	QV3
TV tuner including digital radio	○	○	QU1

¹⁾ Provisionally available from 01/2017.

Option

Audio and communication.

Option	Panamera 4S	Panamera Turbo	I no.
Porsche Rear Seat Entertainment ¹⁾	○	○	9WY
Exclusive			
USB interface in rear	○	○	UI2
Factory collection.			
Factory collection in Zuffenhausen	○	○	SZ8
Factory collection in Leipzig including intensive driving induction	○	○	S9Y

– not available ○ I number/extra-cost option ● standard □ available at no extra cost
For more information on the options featured in this catalogue, please refer to the separate price list.



Exclusive

Porsche Rear Seat Entertainment

Porsche Tequipment – accessories developed for 365 days full of life.

With the Porsche Tequipment range of accessories developed specifically for your Panamera, you can style it entirely to your own preference. From the start, the same rules that apply to our vehicles also apply to the products of Porsche Tequipment: developed, tested and proven at the Development Centre in Weissach. By the same Porsche engineers and designers who made your car. Designed with the complete vehicle in mind and precisely tailored to your Porsche.

And your original car warranty? It will remain completely intact, whichever Tequipment products you ask your Porsche Centre to fit.

To discover more about Porsche Tequipment, please consult your Porsche Centre. Alternatively, all Tequipment products can be found online at www.porsche.com/tequipment using our 'Tequipment accessories finder'.

[1] Car care sets

Interior and exterior care products optimally selected and formulated for your Porsche.

[2] Child seats

Distinctively designed, and specially tested and approved for Porsche cars.

[3] Porsche Charge-o-mat Pro

Reduces battery charging time thanks to its increased charging power.

[4] Roof boxes

Lockable plastic roof boxes in black (high-gloss) or platinum look, with a capacity of approximately 320 or 520 litres.

[5] Winter wheel and tyre sets

For enhanced individuality, agility and safety. And even greater driving pleasure.

[6] Car cover

Tailored indoor or outdoor cover with Porsche Crest.



1



2




3



4



5



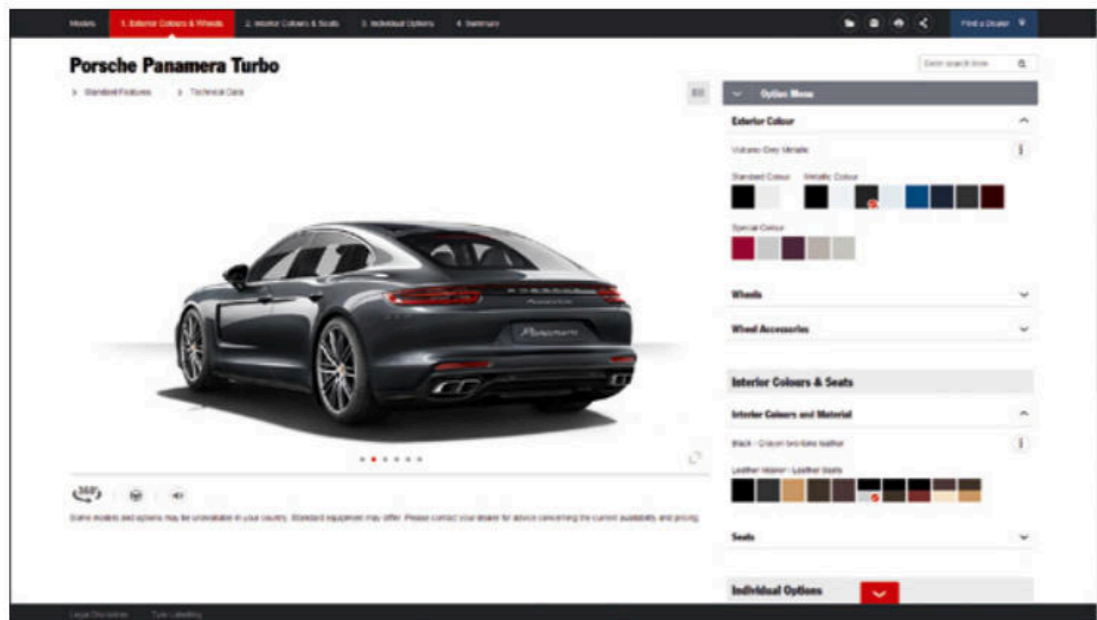
6

Porsche Car Configurator.

Taste, personality and style. You decide how to refine the Panamera to your personal preference. With the Porsche Car Configurator, you can see the result instantly on your computer. Just four steps are all it takes to create your own Porsche.

It's as simple as selecting or deselecting the options you want. The price is recalculated automatically with each click. It looks stunning, too, because all features are rendered in 3D. So you can view your configuration from any angle, save it and print it off there and then.

Visit www.porsche.com to find the Porsche Car Configurator and discover much more about the fascination of Porsche.



Designing your Porsche.

Consultation.

At your Porsche Centre, we're on hand to answer all your questions about your new Porsche. Of course, the same applies to the personalisation options of Porsche Exclusive. In our Customer Centres in Zuffenhausen and Leipzig, we will show you what else can be done. Here, you can select your materials and paint colours and plan your vehicle in detail using the Porsche Car Configurator.

Factory collection.

Once the planning is over, the anticipation begins – looking forward to the day of delivery. The Porsche factory collection makes this an event to cherish even more. Stuttgart or Leipzig? Both venues hold their own special allure. In Stuttgart-Zuffenhausen, you can experience and learn about every aspect of the legendary Porsche brand. In addition to receiving a detailed lowdown on your car, you will also gain an insight into the entire history of Porsche with a visit to the

Porsche Museum. Legendary models from a sports car history spanning more than six decades await. At our Leipzig location, you're going to take to the starting grid – in a Porsche model identical to the one you purchased and under the expert supervision of one of our instructors. During the drive, they will demonstrate all the functions of your new Porsche. And, indeed, the potential that lies within. On-road on the racetrack. Or off-road, on our very own off-road track. Whichever location you choose, your itinerary

includes a guided factory tour, a stylish lunch and, of course, the moment you've been waiting for: taking delivery of your Porsche. To arrange a date for your factory collection experience, please consult your Porsche Centre. There, you will be given all the relevant further information about current availability and the formalities, legal or otherwise, that need to be completed before you can take delivery.





Porsche Centres

Your Porsche Centre can assist you with every aspect of purchasing and owning your Porsche. You will also find a wide range of products and services, including genuine Porsche parts and top-quality accessories.



Porsche Exclusive

Realise your vision of the perfect Porsche with our factory customisation programme. From styling enhancements to performance upgrades, all modifications are uniquely handcrafted for your Porsche.



Porsche Tequipment

Personalise your Porsche at any time after purchase with our range of aftermarket accessories. You will also find all our available products online at www.porsche.com/tequipment using the Tequipment accessories finder.




Porsche Driver's Selection

With products ranging from fashion and accessories to tailored luggage, this unique collection combines quality and style with everyday practicality.



Porsche Travel Club

Embark on a thrilling adventure and feel the power of Porsche. Stay in top-class hotels and dine in five-star restaurants – in the most beautiful places on Earth. To find out more, call +49 711 911-23360. E-mail: info@porschetravelclub.de



Porsche Sport Driving School

Develop your skill and explore your Porsche with the Porsche Sport Driving School. Learn about events at some of the world's most famous racing venues, call +49 711 911-23364. E-mail: info@porscheporstdrivingsschool.de



Porsche Clubs

Since the first Porsche Club was founded in 1952, their number has grown to 660 with a total of 195,000 members worldwide. To find out more, go to www.porsche.com/clubs or call +49 711 911-23250. E-mail: communitymanagement@porsche.de

Porsche World.

Porsche Service

Your expert partner for all current Porsche models as well as old and modern classics, whether your car needs servicing, routine care or special repairs.

Porsche Assistance

Enjoy peace of mind with our exclusive breakdown and accident recovery service. Membership is free when you buy a new Porsche.

Porsche Approved

So that our vehicles remain reliable and retain their value whether new or previously owned, all Porsche Approved cars meet the most stringent Porsche quality standards across the world. Each car is backed by the Porsche Approved warranty.

Porsche Financial Services

Discover our financial services and realise your dream of the sports car with the solutions we have to offer. Uncomplicated. Individual. Tailored.

'Christophorus'

Published five times a year, our magazine for Porsche owners offers news, interviews and a variety of features from throughout the world of Porsche. Visit www.porsche.com/christophorus for a selection of online articles.

Porsche Classic

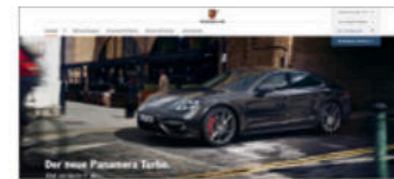
Your specialist source for genuine Porsche parts as well as restoration services for all Porsche classics. Visit www.porsche.com/classic to find out more.

Porsche Museum

More than 80 vehicles at our headquarters in Stuttgart-Zuffenhausen await to take you on a journey through Porsche history. See icons such as the 356, 911 and 917 presented in an atmosphere you can't experience anywhere else.

Porsche Online

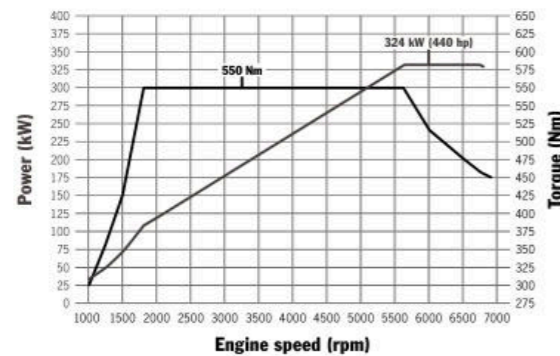
Go to www.porsche.com for all the latest news and information from Porsche.



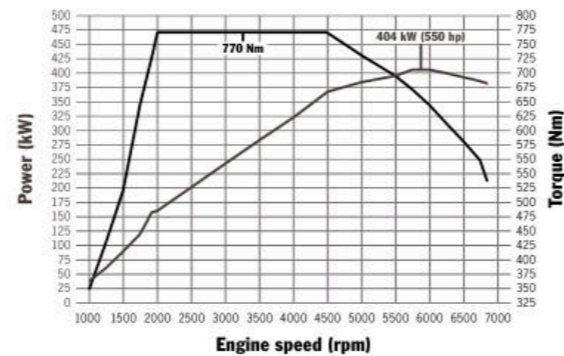
You can obtain the latest brochures for Porsche Driving Experience, Porsche Driver's Selection and Porsche Tequipment from your Porsche Centre.

Technical data.

	Panamera 4S	Panamera Turbo
Engine		
Type	V6 twin-turbo	V8 twin-turbo
Cylinders	6	8
Displacement	2,894 cm ³	3,996 cm ³
Max. power (DIN) at rpm	324 kW (440 hp) between 5,650–6,600	404 kW (550 hp) between 5,750–6,000
Max. torque at rpm	550 Nm between 1,750–5,500	770 Nm between 1,960–4,500
Transmission		
Layout	All-wheel drive	All-wheel drive
8-speed PDK	Standard	Standard
Chassis		
Front axle	Fully independent aluminium double wishbone suspension	Fully independent aluminium double wishbone suspension
Rear axle	Fully independent aluminium multi-link suspension with chassis subframe	Fully independent aluminium multi-link suspension with chassis subframe
Steering	Power-assisted (electromechanical)	Power-assisted (electromechanical)
Brakes	Six-piston aluminium monobloc fixed brake calipers at front, four-piston units at rear	Six-piston aluminium monobloc fixed brake calipers at front, four-piston units at rear
Standard wheels	Front: 9 J x 19 ET 64, Rear: 10.5 J x 19 ET 62	Front: 9.5 J x 20 ET 71, Rear: 11.5 J x 20 ET 68
Standard tyres	Front: 265/45 ZR 19, Rear: 295/40 ZR 19	Front: 275/40 ZR 20, Rear: 315/35 ZR 20



Panamera 4S: 324 kW (440 hp) between 5,650–6,600 rpm, 550 Nm between 1,750–5,500 rpm



Panamera Turbo: 404 kW (550 hp) between 5,750–6,000 rpm, 770 Nm between 1,960–4,500 rpm

	Panamera 4S	Panamera Turbo
Weights		
Unladen weight (DIN)	1,870 kg	1,995 kg
Unladen weight (EC) ¹⁾	1,945 kg	2,070 kg
Permissible gross weight	2,495 kg	2,585 kg
Max. payload	625 kg	590 kg
Performance		
Top speed	289 km/h	306 km/h
Acceleration 0–100 km/h	4.4 s	3.8 s
Acceleration 0–100 km/h with Launch Control ²⁾	4.2 s	3.6 s
Acceleration 0–200 km/h	16.2 s	13.0 s
Acceleration 0–200 km/h with Launch Control ²⁾	15.9 s	12.7 s
Fuel consumption/emissions^{3)/efficiency class⁴⁾}		
Fuel grade	Super Plus unleaded (RON 98)	Super Plus unleaded (RON 98)
Urban in l/100 km	10.2–10.1	12.9–12.8
Extra urban in l/100 km	6.8–6.7	7.3–7.2
Combined in l/100 km	8.2–8.1	9.4–9.3
CO ₂ emissions combined in g/km	186–184	214–212
Efficiency class (Germany) ⁴⁾	C	D
Efficiency class (Switzerland) ⁴⁾	F	G
Dimensions		
Length	5,049 mm	5,049 mm
Width (including exterior mirrors)	1,937 mm (2,165 mm)	1,937 mm (2,165 mm)
Height	1,423 mm	1,427 mm
Wheelbase	2,950 mm	2,950 mm
Luggage compartment volume (German Car Manufacturers' Assoc.) with rear seats folded down	495 l/1,304 l	495 l/1,304 l

¹⁾ Weight is calculated in accordance with the relevant EC Directives and is valid for vehicles with standard specification only. Optional equipment increases this figure. The figure given includes 68 kg for the driver and 7 kg for luggage.

²⁾ In conjunction with optional Sport Chrono Package.

³⁾ Data determined in accordance with the measurement method required by law (Regulation EC 715/2007 as amended). The figures do not refer to an individual vehicle nor do they constitute part of the offer. They are intended solely as a means of comparing different types of vehicle. Fuel consumption calculated for vehicles with standard specification only. Optional equipment may affect fuel consumption and performance. A vehicle's fuel consumption and CO₂ emissions do not just depend on how efficiently the vehicle uses the fuel but also on driving style and other non-technical factors. The latest Porsche models with petrol engines are designed to operate on fuels with an ethanol content of up to 10%. You can obtain the latest information on individual vehicles from your Porsche Centre.

⁴⁾ Valid in the countries listed only.

Technical data.

Tyre type	Size	Fuel efficiency class/ rolling resistance	Wet grip class	External rolling noise* (class)	External rolling noise (dB)
Panamera					
Summer tyres	265/45 ZR 19	C-B	B-A	🔊 - 🔊	73-69
	295/40 ZR 19	C-B	B-A	🔊 - 🔊	75-70
	275/40 ZR 20	C	A	🔊	73-71
	315/35 ZR 20	C-B	A	🔊 - 🔊	73-70
	275/35 ZR 21	C	B-A	🔊	73-71
	315/30 ZR 21	C	B-A	🔊 - 🔊	75-70
All-season tyres	275/35 R 21	C	B	🔊	73-72
	315/30 R 21	B	B	🔊	75-74
	275/40 R 20	C-B	C-B	🔊 - 🔊	72-69
	315/35 R 20	C-B	C-B	🔊 - 🔊	74-69

For logistical and technical reasons relating to the production process, we are unable to accept orders for a particular make of tyre.

* 🗣 Quiet rolling noise, 🗣 Moderate rolling noise, 🔊 Loud rolling noise.



Index.

A	Comfort	54, 123	H	Headlights	80, 121	M	Massage function	66	Porsche Car Configurator	132	Porsche Vehicle Tracking System (PVTS)	78	T	Technical data	136	V	VarioCam Plus	33		
Adaptive air suspension	40, 112	Connect apps	78	Headlights	80, 121	Mobile phone preparation	74	Porsche Car Connect	78	Porsche Ceramic Composite Brake (PCCB)	44, 112	Power output	13, 33, 34	Telephone module	76	Voice control system	74			
Adaptive cruise control (ACC)	83	Connect Plus module	76	I	Infotainment	54	Multi-plate clutch	38	Porsche Communication Management (PCM)	74	Porsche Connect	74	Privacy glass	121	Theft detection	78	W	Wheels	46	
Adaptive cylinder control	33	Connect services	77	Instrument cluster	60	N	Navigation	74, 77, 78	Porsche Connect Portal	78	Porsche Connect Store	78	Rear-axle steering	40, 113	Touchscreen display	28, 57, 59, 69, 74	Traffic Jam Assist	85		
Air conditioning	69, 113, 121	Cornering notification	87	Interior	56, 104, 124	Night Vision Assist	80	Porsche Connect Portal	78	Porsche Doppelkupplung (PDK)	36	Real-time traffic information	77	Recycling	52	Traffic sign recognition	87	Transmission	36	
All-wheel drive	38	D	Design	20	Interior lighting	63	On-board computer	60	Porsche Connect Store	78	Porsche Dynamic Chassis Control Sport (PDCC Sport)	43	Rear-axle steering	40, 113	Turn Assist	87	TV tuner	74, 128		
Ambient lighting	62, 113	Digital radio	128	Interior packages	105	Online navigation	74	Porsche Dynamic Chassis Control Sport (PDCC Sport)	43	Porsche Dynamic Light System (PDLS)	80	Reversing camera	88	TV tuner	74, 128	Twin tailpipes	27	Twin-scroll turbines	33	
Apple® CarPlay	78	Direct fuel injection (DFI)	33	Ioniser	69	O	On-board computer	60	Porsche Dynamic Light System Plus (PDLS Plus)	80	Safety	123	Reversing camera	88	Twin tailpipes	27	Twin-scroll turbines	33		
Assistance systems	82	Direct Touch Control	28	L	Lane Change Assist	87	Online navigation	74	Porsche Dynamic Light System Plus (PDLS Plus)	80	Seat heating and ventilation	66	Reversing camera	88	Twin tailpipes	27	Twin-scroll turbines	33		
Audio interface	74	Drive	30	Lane Keeping Assist	87	P	Panoramic sunroof	65, 112	Porsche Dynamic Light System Plus (PDLS Plus)	80	Seats	66, 122	Reversing camera	88	Twin tailpipes	27	Twin-scroll turbines	33		
Audio systems	70	Driving modes	43, 48, 49, 50	Launch Control	50	ParkAssist	88	Payload	137	Porsche InnoDrive	84	Sound systems	70	Reversing camera	88	Twin tailpipes	27	Twin-scroll turbines	33	
Auto start/stop function	33, 52	E	Emission control	52	LED main headlights including	Porsche Dynamic Light System (PDLS)	80	Performance display	48	Porsche Rear Seat Entertainment	59	Speed limit indicator	60	Reversing camera	88	Twin tailpipes	27	Twin-scroll turbines	33	
B	BOSE® Surround Sound System	70	Engines	33, 34	Porsche Dynamic Light System (PDLS)	80	Personalisation	92	Personalisation	92	Porsche Stability Management Sport (PSM Sport)	51	Sport Chrono Package including mode switch	48, 116	Tyres table	138	Tyres table	138		
Brakes	44	Environment	52	Exterior	20, 119	LED main headlights with matrix beam including Porsche Dynamic Light System Plus (PDLS Plus)	80, 121	Porsche 4D Chassis Control	40, 43	Porsche Active Suspension Management (PASM)	43	SPORT mode	48, 50	Tyres table	138	Tyres table	138	Tyres table	138	
Burmester® High-End 3D Surround Sound System	72	Exterior	20, 119	F	Factory collection	129, 133	Light-alloy construction	52	Porsche Active Suspension Management (PASM)	43	Porsche Torque Vectoring Plus (PTV Plus)	43	SPORT PLUS mode	50	Tyres table	138	Tyres table	138	Tyres table	138
C	CD/DVD drive	74	Fuel	52, 137	Fuel	52, 137	Light-alloy construction	52	Porsche Advanced Cockpit	28, 57	Porsche Traction Management (PTM)	38	SPORT Response	51	Tyres table	138	Tyres table	138	Tyres table	138
Chassis	40	S	Safety	123	Seat heating and ventilation	66	Light-alloy construction	52	Porsche Advanced Cockpit	28, 57	Porsche Traction Management (PTM)	38	Surround View	88	Tyres table	138	Tyres table	138	Tyres table	138
Coasting	52	Seat heating and ventilation	66	Seat heating and ventilation	66	Seats	66, 122	Light-alloy construction	52	Porsche Advanced Cockpit	28, 57	Porsche Traction Management (PTM)	38	Surround View	88	Tyres table	138	Tyres table	138	
Colours	102	Seats	66, 122	Sound systems	70	Speed limit indicator	60	Light-alloy construction	52	Porsche Advanced Cockpit	28, 57	Porsche Traction Management (PTM)	38	Surround View	88	Tyres table	138	Tyres table	138	

