

2019 RAM HEAVY DUTY

2500/3500



# 2019 RAM HEAVY DUTY



*THE MOST CAPABLE* HEAVY-DUTY TRUCK EVER™

\*All disclosures can be found on the last page.

# PULL

RAM 3500: BEST-IN-CLASS AVAILABLE DIESEL TORQUE\*  
UP TO **1,000 LB-FT**

RAM 3500: BEST-IN-CLASS AVAILABLE DIESEL TOWING\*  
UP TO **35,100 LB**



Properly secure all cargo. Always tow within the vehicle's capacity.

# HAUL

RAM 3500: BEST-IN-CLASS GAS PAYLOAD<sup>\*</sup>  
UP TO 7,680 LB



Properly secure all cargo.



**TECHNOLOGY REIMAGINED**  
AVAILABLE LARGEST-IN-CLASS 12-INCH RADIO TOUCHSCREEN®



**LUXURY** *REDESIGNED*

MOST LUXURIOUS INTERIOR IN ITS CLASS\*

2019 RAM HEAVY DUTY: *BUILT TO*


# SERVE





**BEST-IN-CLASS  
GAS HORSEPOWER<sup>2</sup>**

# LEGENDARY



**410<sub>HP</sub> 429<sub>LB-FT</sub> OF TORQUE**


**THE 6.4L HEMI<sup>®</sup> V8 WITH VCT AND MDS.** Long-proven and capable over the long run, the 6.4L HEMI V8 credentials start with what counts: best-in-class gas towing<sup>2</sup> and best-in-class gas payload.<sup>2</sup> Assets here include VCT (Variable Cam Timing) for consistent power across a wide torque band, Multi-Displacement System (MDS)/Fuel Saver Technology, which delivers 4-cylinder efficiencies during highway cruising, the interactive Deceleration Fuel Shut-Off (iDfSO) feature—and finally, a new 8-speed automatic transmission. The 6.4L HEMI V8 is power, performance and efficiency that won't let you down.

**THE NEW ZF 8HP75 8-SPEED AUTOMATIC.** New for Ram Heavy Duty, the 6.4L HEMI V8 comes mated to the smooth-shifting TorqueFlite<sup>®</sup> 8HP75 8-speed automatic. There are more than 40 individual shift maps to refine shift points for optimal efficiency, performance and drivability. The transmission uses shift-by-wire technology, eliminating a mechanical linkage between the transmission and the gear selector. The 2019 Ram Heavy Duty uses an innovative and new rotary shifter mounted on the left side of the instrument panel's center stack—in Black or Satin Chrome, depending on trim level.



AVAILABLE  
**BEST-IN-CLASS**  
*DIESEL TORQUE*<sup>2</sup>

# CAPABILITY



## 400<sub>HP</sub> 1,000<sub>LB-FT</sub> OF TORQUE

**AVAILABLE 6.7L CUMMINS® HIGH OUTPUT TURBO DIESEL.** Choosing a Ram Heavy Duty pickup gives you some outstanding choices—including the iconic Cummins High Output, with its top-tier status for best-in-class available diesel torque<sup>2</sup> on Ram 3500. Paired with the AISIN® 6-speed automatic—a transmission that easily handles this superb level of torque—this is a powertrain that delivers it all: outstanding and quiet performance, ultra-confident towing on highways and over mountains, and effortless cold-start ability. Major updates for 2019 include improved responsiveness and efficiency along with greater power and torque.

**THE AISIN AUTOMATIC.** Ram 3500 Heavy Duty models equipped with the 1,000 lb-ft 6.7L Cummins High Output Turbo Diesel employ the AISIN AS69RC electronically controlled automatic. This transmission is engineered to handle the colossal torque of the turbo diesel engine and increased vehicle weight ratings while delivering improved shift quality. The AISIN uses a new transmission controller with double the memory of the previous model and a dual-core processor. This delivers faster, more precise shifts under all driving and loaded conditions. Durability and capability are enhanced with a new ring gear and heat treatment, larger thrust bearing, and additional heat treatment for select components. A dynamic damper for the torque converter and hard finishing of the number-one pinion gear help reduce Noise, Vibration and Harshness (NVH).

FORTIFIED BACKBONE. RESILIENT STEEL FRAME. TOUGH CROSSMEMBERS. FORMIDABLE BRAKES.

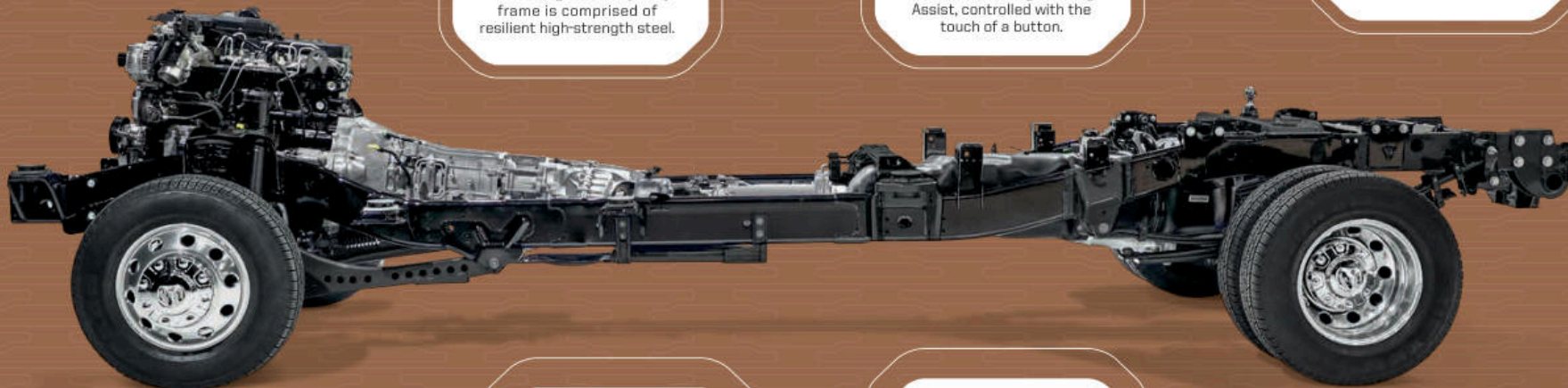
## RAM HEAVY DUTY STRENGTH THAT ENDURES.

The available Cummins® High Output Turbo Diesel gives Ram 3500 Heavy Duty stellar trailering capability: up to 35,100 lb<sup>5</sup>

Durability is built into every Ram pickup. 98.5% of the redesigned Heavy Duty frame is comprised of resilient high-strength steel.

Class-exclusive to Ram Heavy Duty pickups is the available Auto-Level Rear Air Suspension<sup>6</sup> with Bed-Lowering Hitching Assist, controlled with the touch of a button.

Conventional hitch capability for a Ram 3500 pickup is up to a jaw-dropping 23,000 lb.<sup>5</sup> For 2500, capability is rated up to 19,780 lb.<sup>5</sup>



On 4x4 pickup models, a 9.25-inch front axle features new pinion seals; a new axle housing helps reduce Noise, Vibration and Harshness (NVH).

Toughness is engineered in. Count on robust 63,000-psi steel for the new engine crossmember.

New suspension tuning on Ram 2500 includes new Frequency Response Damping (FRD) shocks and tough, progressive-rate coil springs.

Upsized towing and brake-system hardware now feature upgraded components to manage the increased max payload and tow ratings.

**AMERICA'S LONGEST-LASTING HEAVY-DUTY PICKUPS,<sup>4</sup> AND FOR GOOD REASON.** Strength that endures doesn't mean merely one thing. In a new 2019 Ram Heavy Duty, it means everything.

These pickups are designed and built to do it all. Carry substantial payloads confidently and securely. Haul heavy trailers up and down mountains without taking an extra breath. Supply you with exceptional capability for massive towing—

ably reflected in the upgraded, fully integrated rear-axle structural crossmember for fifth-wheel and gooseneck hitches.

Above all, it means combining the technology of capability with remarkable comfort for the ride. It all comes together with strength and style—in the new 2019 Ram Heavy Duty 2500/3500 pickups.

RAM HEAVY DUTY HELPS YOU MASTER TOWING.

# TOWING WITH CONFIDENCE.



INSIDE AND OUT,  
AVAILABLE RAM  
TECHNOLOGY MAKES  
TOWING A BREEZE.




ACTIVE FORWARD  
LIGHTING SYSTEM

TRAILER CAMERA\*



SELF-LEVELING AIR SUSPENSION

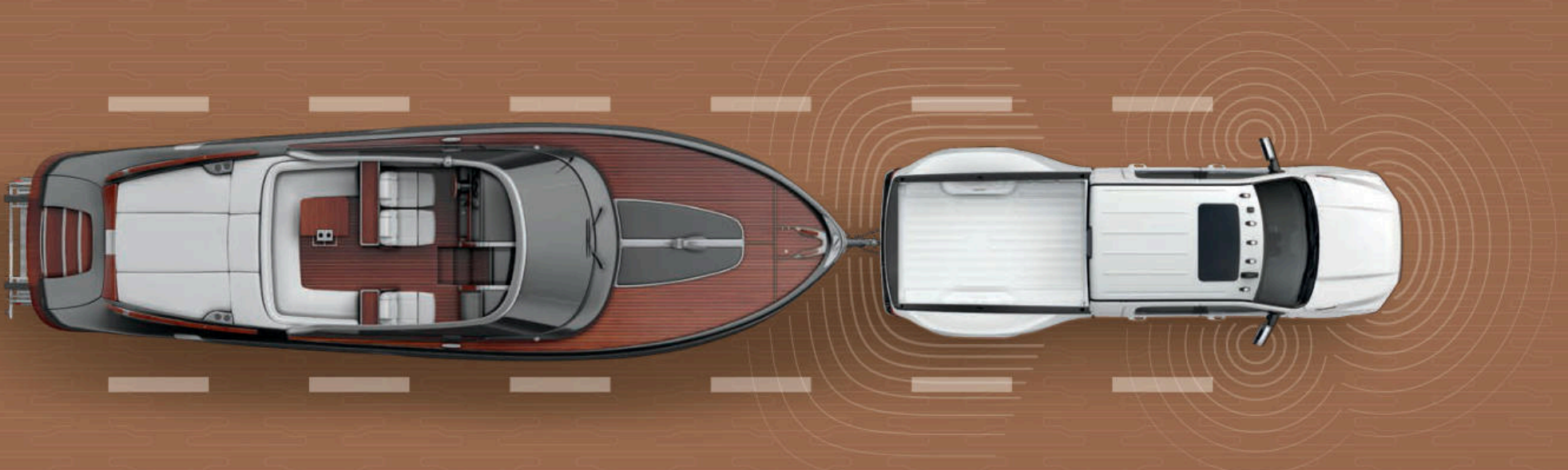
BED LOWERING MODE WITH AIR SUSPENSION



Properly secure all cargo. Always tow within the vehicle's capacity.

# SAFETY AND SECURITY.

**YOU TOW. USE CAPABILITY AND SAFETY AND SECURITY TOGETHER.** Real-time assets include available class-exclusive power convex trailer-tow mirrors<sup>2</sup> with heat, memory and LED trailer spotlamps. Many available safety- and security-related items, including cameras, radars and sensors. The available Towing Technology Group includes the 360° Surround-View Camera System with Trailer Reverse Guidance View<sup>6</sup> and touchscreen-displayed imagery. For ultimate capability, go with a Ram 3500 Dually equipped with the available Cummins<sup>®</sup> High Output and Max Tow Package.



## AVAILABLE ACC AND FCW<sup>7</sup> WORK WITH LOADED TRAILERS UP TO 35,100 LB.<sup>8</sup>

**AVAILABLE FORWARD COLLISION WARNING (FCW) WITH AUTO EMERGENCY BRAKING<sup>9</sup>** This system notifies the driver through multiple warnings when the vehicle gets too close to a preceding vehicle. If the driver isn't braking enough, Auto Emergency Braking automatically takes over, dramatically increasing braking when over 31 mph, and even coming to a full stop under 31 mph. Both ACC<sup>7</sup> and FCW<sup>9</sup> work with attached trailers—and so well, both systems will engage the trailer brakes.

**AVAILABLE PARKSENSE<sup>®</sup> FRONT AND REAR PARK ASSIST<sup>®</sup>** Integrated sensors discreetly positioned in the front bumper and rear bumper valence use ultrasonic waves to determine the relative distance to objects in front or back of your pickup. If an obstacle is detected when backing up or moving forward during parking maneuvers, visual and audio signals inform the driver. SRW pickups have 4 rear sensors; DRW pickups get an additional sensor on each side of the rear valence to help navigate the larger dually fenders.



**AVAILABLE ADAPTIVE CRUISE CONTROL (ACC) WITH STOP<sup>7</sup>** New for 2019 Ram Heavy Duty pickups, ACC<sup>7</sup> greatly increases the value and comfort of cruise control. The system maintains the set speed in clear lanes but will adjust to a safe (and driver-selected) speed in slower traffic—and it can even momentarily stop the vehicle.



TOWING CONTROL THAT GIVES YOU PEACE OF MIND.

# LOAD-LEVELING TECHNOLOGY.



Properly secure all cargo. Always tow within the vehicle's capacity.

## RAM ENGINEERING HELPS YOU CARRY IT ALL—AND AT YOUR LEVEL BEST.

**RAM 2500.** The standard five-link coil-spring rear suspension is now enhanced with new tuning dynamics for an improved ride. This pickup now features new Frequency Response Damping (FRD) shock absorbers, new progressive-rate springs and a fully re-engineered bushing set.

**RAM 3500.** Beefier towing and payload tasks warrant appropriate technology to get it done. Here, our rear leaf-spring suspension continues to use two-stage longitudinal leaf springs—but with an upgrade to the engineering: new bushings serve to enhance durability and increase strength.

**THE CLASS-EXCLUSIVE AUTO-LEVEL REAR AIR SUSPENSION<sup>®</sup>** With engineering specific to each weight class, the available Auto-Level Rear Air Suspension System features a self-leveling Payload Mode, a Trailer-Tow Mode that keeps an even rake between trailer and truck, and a Bed-Lowering Mode to make trailer hookups easier than ever.

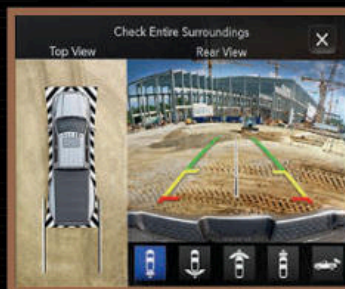


## TOWING WITH RAM TRUCKS: ENJOY THE VIEWS.

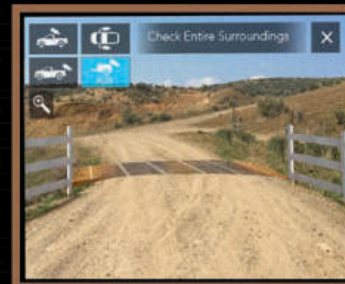


**THE RAM MANDATE: FULL-TIME MONITORING OF YOUR TRAILER AND CARGO—IN REAL TIME.** A Ram truck delivers towing technology options like never before. Like a huge, full-color, available touchscreen with views of both sides of your trailer—plus a virtual view of your truck from above. Like rear views of your cargo area and the terrain beyond—a real asset to accompany your Fifth-Wheel/ Gooseneck Prep Group. Like active guidelines that move in tandem with turns of your steering wheel for pinpoint accuracy when backing up to a hitch.

**TRAILER REVERSE GUIDANCE VIEW<sup>®</sup>** shown at left, provides a single screen view of both sides of the trailer and helps drivers more safely tow, park and maneuver long or short setups. The system stitches together select screens for simultaneous views of each trailer side; on-screen buttons give the driver left/right panning ability to better frame the trailer in the image. It's ideal for tight garages and parking spaces, and delivers faster, safer and more efficient operation. No active lines are provided.



**NEW: THE 360° SURROUND-VIEW CAMERA SYSTEM<sup>®</sup>** This available technology is next-generation all the way. Shown at left: the 360° Surround-View Camera System<sup>®</sup> where cameras in strategic locations all around the truck provide a “stitched-together” view from above of the surroundings, giving the operator a complete view when parking, and when preparing to load, unload, or hook up a trailer. Camera locations are inside the front grille, in the outside mirrors, and in the tailgate handle.



**THE CARGO-VIEW CAMERA<sup>®</sup>** Located in the Center High-Mount Stop Light (commonly called the CHMSL), this available camera displays on the center-stack screen a high-perspective view of the bed of the vehicle. Benefits include real-time views of the box cargo, aftermarket upfit equipment or in-box hitch status—like available fifth-wheel or gooseneck applications.

**THE PARKVIEW<sup>®</sup> REAR BACK-UP CAMERA<sup>®</sup>** Integrated into the tailgate handle, the ParkView Camera<sup>®</sup> projects a high-resolution image onto the center-stack display when in Reverse. The display features selectable static or dynamic grid lines with a center line; when in Dynamic setting, the grid lines adjust to become reverse guide paths as the steering wheel is turned.

**CAMERA TECHNOLOGY—AT NEW HEIGHTS.** The available Auxiliary Camera System<sup>®</sup> enables you to customize its position on your trailer, as shown in the inset here. The large image above is the wider-angle view, displayed on the full-color center-stack screen. This Authentic Accessory by Mopar<sup>®</sup> delivers expansive viewing capability with enough wiring to handle trailers up to 40 feet.


## HEAVY-DUTY LOADS, HEAVY-DUTY SOLUTIONS.

**A PREMIUM PICKUP DESERVES PREMIUM LIGHTING.** Drive and tow with added confidence. Up-level 2019 models feature premium headlamps, with multifunctional assets that include Bi-LED low and high projector beams, plus LED supplemental high beams; LED daytime running lamps with signature lights and turn signals; and LED side markers. Best of all, both these headlamps and fog lamps feature dynamic cornering—a 5-degree inboard swivel and sweeping 15-degree outboard swivel, keeping you in the know on curves and turns.

**CLASS-EXCLUSIVE: AVAILABLE POWER CONVEX TRAILER-TOWING MIRRORS.<sup>2</sup>**

These multifunctional, horizontal/vertical swiveling mirrors feature turn and running lamps, power-adjusting and heated mirrors, power-folding convenience, a blind-spot indicator, LED trailer spotlights, LED puddle lamps and the super-refined technology of the 360-degree camera system with trailer view<sup>6</sup>—displayed on the center-stack touchscreen.

**FULLY CONFIGURABLE DRIVER INFORMATION DISPLAY.** Short and sweet: it's all right here. With a glance, you're kept informed of what's going on with your Ram Heavy Duty. Like dozens of mechanical functions. Status of the available Blind Spot Monitoring System.<sup>9</sup> Real-time tire pressures. And most notably, data that's critical when trailering—like the settings of the available Trailer Brake Controller and whether you should modify them. It's all easily accomplished by the settings and controls on the center stack.



**TOWING WITH A GOOSENECK?** Count on capability that makes using this available system fast and facile. Included in the Fifth-Wheel/Gooseneck Prep Group are all gooseneck bolt plates and center castings, 4-7-pin trailer connector and a rear in-bed integrated 7-pin connector.

**IMPRESSIVE FIFTH-WHEEL TOWING** capability comes from the upgraded, fully integrated rear-axle crossmember on all frames. Available fifth-wheel hitch mounting hardware is integrated into the production box floor—and includes fifth-wheel pucks.

INVALUABLE FEATURES FOR HAULING, STORING AND WORKING.

# SERIOUS ABOUT WORK.

## AIR SUSPENSION

For balanced payload and towing control, ride with the optional and class-exclusive Auto-Level Rear Air Suspension<sup>2</sup> with its in-cabin controls.

## KEY FOB

Available features let you control all door locks and RamBox System locks and release the tailgate. The fob even features the convenient available Remote Start.<sup>10</sup>



## STEEL BED

Huge box, zero compromises. This bed puts high-strength steel to work where it's needed—hauling big loads.

## AVAILABLE RAMBOX UTILITY GROUP

Includes side rails with adjustable cleats and a cargo box divider.

## AVAILABLE RAMBOX SYSTEM

Bins feature abundant storage along with helpful—and, at night, crucial—illumination inside. (Details on next page.)

## NEW POWER OUTLET

Charge it all with a new 115-volt, 400-watt outlet, located in the driver's-side bin of the available RamBox System.

## SPRAY-IN BEDLINER

Available and finished at the factory, the bedliner helps protect your Ram pickup for the durability you expect.

## CLASS-EXCLUSIVE: AVAILABLE RAMBOX® CARGO MANAGEMENT SYSTEM.²

### OUT-OF-THE-BOX THINKING RESULTS IN NEXT-LEVEL CARGO MANAGEMENT.

A Ram Heavy Duty takes on any challenge, including finding smarter, more efficient ways to handle cargo. Alongside the abundance of conventional cargo bed volume and numerous in-cab storage compartments is the available RamBox Cargo Management System and RamBox Utility Group. Looking for multiple solutions in a single pickup? Welcome to the real-world capability of Ram Heavy Duty.



## STORAGE SOLUTIONS WITH ADDED CONVENIENCE.



**STANDARD SHEETS FIT.** Opting for the unconventional—the versatile RamBox® System—still gives you totally conventional cargo-carrying capability. Standard 4x8-foot sheets of building materials readily load into all bed sizes.

**NEW TAILGATE TECHNOLOGY.** With or without the RamBox System, there's a new available damped tailgate that opens more slowly and closes with less effort. The tailgate also features an available power-release function; open it with the key fob button or via the in-cabin control on the overhead console.

**IN-BED LED LIGHTING.** Controlled by a switch or a key fob button, these available side cargo-bed lights let you load anytime, and with no adjustment to a tonneau cover (if so equipped).

**NEW BED STEP.** The available foot-actuated Mopar® Bed Step eases access to the bed and hides out of sight when not in use. Available as a factory-installed option or as a stand-alone Mopar Accessory.




**MANAGE YOUR CARGO.** The available RamBox Utility Group enhances capability and hauling with a stowable bed divider to help keep items of cargo separate, and includes an upper rail system with adjustable cleats to further help secure your cargo.



**ONE SYSTEM. ULTIMATE TECH CAPABILITY.**

Customize the display to best serve your needs. Intuitive Uconnect® touchscreens let you communicate, navigate and stay entertained. Available features include:



**SIRIUSXM® RADIO<sup>11</sup>**

Listen to music, talk shows and sports. Access all genres, favorite artists, winning teams—all the time with SiriusXM Radio,<sup>11</sup> including a one-year trial subscription.

**NEW SIRIUSXM WITH 360L<sup>11</sup>** delivers more content and variety along with a personalized experience that is tailored to your listening habits.

**SPEAK UP** and be heard, all while driving safely with hands-free phone capability.<sup>12</sup>


**NAVIGATE** to every adventure; get turn-by-turn directions so you don't get lost on the way (unless you want to).

**UTILIZE Remote Services<sup>13</sup>** from almost anywhere using your smartphone with SiriusXM Guardian™<sup>14</sup> and the Uconnect app.

**DISCOVER** new places and the best shopping, entertainment and restaurants from the Uconnect smartphone app, then easily send the address to your vehicle.

**CONNECT** with speed; expand your options by turning your truck into an on-demand WiFi Hotspot<sup>15</sup> with rapid 4G LTE WiFi.<sup>15</sup>

**KEEP** informed; receive weather and traffic reports with a five-year trial subscription to SiriusXM Travel Link<sup>11,16</sup> and SiriusXM Traffic Plus.<sup>11</sup>



**APPLE CARPLAY<sup>17</sup> SUPPORT**

This is smart iPhone® integration, so you'll experience your favorite features through your dashboard. With Siri<sup>®18</sup> all you have to do is ask—catch up on calls and messages, get directions from Apple Maps, or request a song through Apple Music.<sup>®</sup> The system lets you browse music or discover nearby gas stations, parking, restaurants and more. Plus, Maps helps predict where you're headed. Apple CarPlay screen shown above, top.




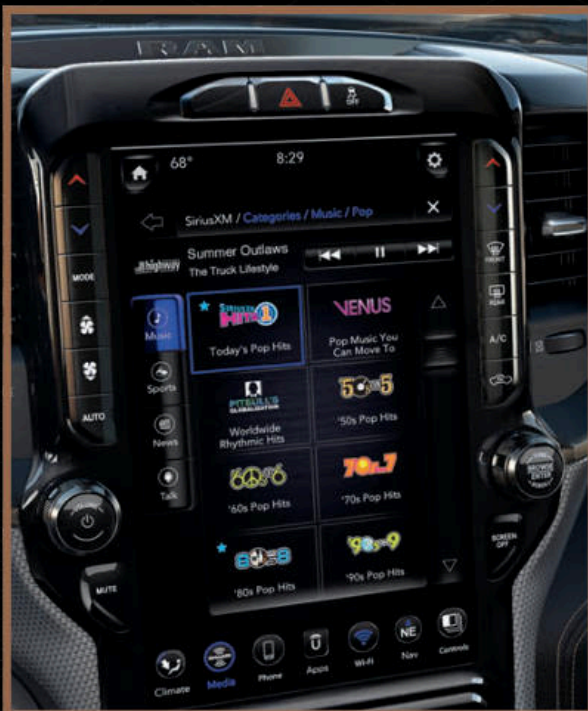
**ANDROID AUTO™<sup>19</sup> INTEGRATION**

For those who know and love Android,<sup>™</sup> Android Auto brings your favorite smartphone apps into one place, making it easier to access your favorite apps on the road. Ask your Google Assistant to play your favorite songs and to help you get to your destination with Google Maps. Stay focused and connected while on the road with voice controls that allow you to send a message, set reminders, and more.



## THIS WORKHORSE KNOWS HOW TO PLAY.

WE DON'T TAKE YOUR ENJOYMENT LIGHTLY. Count on technology and audio on par with the best. At your fingertips: hundreds of available radio stations, including satellite. Charging ports. State-of-the-art controls for comfort. A new reconfigurable center console on select models. Exceptional audio—balanced by silence: Active Noise Cancellation technology cancels unwanted sound with opposite-tuned frequencies via the sound system. For sound and silence, Ram Heavy Duty is the way to go.



**THE LARGEST AVAILABLE TOUCHSCREEN IN THE CLASS<sup>2</sup>** Control it, with the available reconfigurable 12-inch Uconnect<sup>®</sup> touchscreen. Featuring a one-touch, customizable "Home Screen," multi-touch gesturing and split-screen adaptability, it's even better with the new available SIRIUSXM 360L<sup>11</sup>—shown above, and which includes 200 channels, sports, on demand, pause/rewind—and that's just the start.

**INTUITIVE CHARGING.** The front of the center console houses an auxiliary input and two sets of USB connections (Type-A/C pairs). There is also a phone shelf to hold smartphones with an optional integrated wireless charging pad.

**EASY-ACCESS CONNECTIVITY.** Rear-seat passengers are treated to more amenities, with two additional available USB connection points (Type-A/C pairs) and a 115-volt, 400-watt outlet conveniently located on the rear of the center console. The two cup-holder space also offers the ability to mount a tablet for rear-seat viewing.

**THE HARMAN KARDON<sup>®</sup> ALTERNATIVE.** A premium pickup warrants a premium sound system. Our partners at Harman Kardon come through, with an available 750-watt audio system that features 17 speakers including subwoofer.

**DRIVEN BY DATA.** The in-dash Driver Information Display keeps you in touch with your Ram Heavy Duty, delivering real-time data about the mechanical status of your truck—information that keeps you aware of functions and operations, 24/7/365.

**SURROUNDED BY SOUND.** The fidelity of a Ram truck sound system can even surpass many home systems. Strategically located speakers deliver balanced sound the way it's meant to be heard.



**OPEN** *FOR BUSINESS*



# LIMITED


**TOP-OF-THE-LINE APPEARANCE, TOP-TIER CAPABILITY.** It's everything a luxury truck should be—and you know it the moment you see it. In single- or dual-rear-wheel configurations, Ram Limited broadcasts street cred with sophisticated authority. Distinct Limited grille. Chrome body-side molding. RamBox® Cargo Management System (standard on SRW models with 6'4" box). All riding on huge 20-inch polished aluminum wheels with chrome pockets or 17-inch polished aluminum wheels on dual-rear-wheel models. Shown above with available body-color bumpers and other optional equipment.





## LIMITED. REFINEMENT, FURTHER REFINED.

**OF COURSE IT'S SOPHISTICATED.** A Ram Limited interior stands apart—starting with more leather and real-wood interior coverage than Ford F-250/F-350 Platinum or GMC Sierra Denali 2500/3500.<sup>20</sup> In your choice of all-Black leather seating (shown above) or Indigo/Light Frost Beige (shown at right), you'll enjoy a Limited-specific instrument cluster, the highest Uconnect<sup>®</sup> system, a wireless charging pad, heated outboard rear seats, and unique wood and aluminum accents. A beautiful option: the Limited Level I Equipment Group with Surround-View Camera System with Trailer Reverse Guidance,<sup>9</sup> Forward Collision Warning Plus,<sup>3</sup> Adaptive Cruise Control with Stop,<sup>7</sup> Cargo-View Camera<sup>6</sup> and premium Harman Kardon<sup>®</sup> 17-speaker Surround Sound system.



**BIG SPACE, BIG THINKING.** With its best-in-class interior storage,<sup>2</sup> Ram Mega Cab<sup>®</sup> is the solution for cargo best left inside; a 60/40 split-folding rear seat design gives you a flat surface in seconds—as shown by this Heavy Duty Limited model.

# LARAMIE LONGHORN<sup>®</sup>

## TRUSTED WITH ANY CARGO.



**STANDOUT DESIGN THAT BUCKS EVERY TREND.** Follow the lines, from the Laramie Longhorn specific grille along the narrow-profile chrome wheel-to-wheel side steps (shown above with optional power retractable running boards) back to the power-release tailgate, and it's clear: with its southwestern theme, Ram Laramie Longhorn follows no other.

Featuring premium signature LED directional/projector headlamps, LED fog lamps, chrome touches on door handle inserts, the mirror caps and belt moldings, Laramie Longhorn exterior touches also include wheel flares, tow hooks (including available chrome), and polished wheels with painted pockets. Up to you: standard Monotone paint treatment with chrome bumpers or two attractive options—two-tone paint with RV Match Walnut Brown lower or Monotone paint with body-color bumpers.




Properly secure all cargo. Always tow within the vehicle's capacity.



## LARAMIE LONGHORN: NATURALLY POLISHED.

**SOUTHWESTERN STYLE, UNIVERSAL APPEAL.** Laramie Longhorn is luxury lifted to a new level, with a hand-wrapped leather dashboard, leather door panel inserts and full-leather seating. To that, add awesome forces of nature—like real-barnwood accents and solid-wood tandem doors on the center console. Interior colors are Mountain/Light Mountain Brown (inset) or Black/Cattle Tan seats with contrasting piping. The available Laramie Longhorn Level I Equipment Group adds power running boards, a wireless charging pad, top-of-the-line Uconnect<sup>®</sup> Blind Spot Monitoring<sup>®</sup> with Rear Cross-Path Detection<sup>®</sup> and the premium Harman Kardon<sup>®</sup> Surround Sound system.



# POWER WAGON™

THE MOST CAPABLE OFF-ROAD FULL-SIZE PICKUP™



**GO WHERE OTHERS DON'T DARE. OR, BETTER SAID—WHERE THEY CAN'T.** Go ahead. Go to extremes—because Ram 2500 Power Wagon® has all the right stuff to take you there. Like front and rear electronic locking differentials, the Ram Articulink® front suspension with disconnecting stabilizer bar and Bilstein® heavy-duty monotube shocks in all four corners. Skid plates protecting the 4x4 transfer case and gas tank. Front WARN® winch rated at 12,000 lb and now with a new 80-foot synthetic line. Hill Descent Control and 14.2 inches of ground clearance. With the formidable 6.4L HEMI® V8, a 180-amp alternator and robust Goodyear® Wrangler DuraTrac® All-Terrain tires, you've got a Ram pickup like no other.



## TONED MUSCLE. CULTURED PERSONALITY.

**THIS BEAUTIFUL BODY DELIVERS AN ADVANCED DEGREE IN INTERIOR DESIGN.** Outside, Power Wagon® is totally ripped, with powder-coated bumpers, lower two-tone in Black, molded wheel flares and 17-inch aluminum wheels with Matte Black pockets. Inside, you'll find similar character: Power Wagon exclusive embossed seats paying homage to the aggressive tread pattern of the Goodyear® All-Terrains and durable off-road-eager rubber floor mats. Two available Power Wagon Packages make it even better—and make it your own, offering assets like power-adjustable pedals, in-floor storage, heated front seats, a 9-speaker premium audio system, leather-trimmed seats and power convex trailer-tow mirrors. See it all at [RAMTRUCKS.COM](http://RAMTRUCKS.COM)

# LARAMIE<sup>®</sup>

STYLE WITH ATTITUDE.



**THE STAMINA OF A HEAVY DUTY. THE ELEGANCE OF A GRAND MASTER.** When it came to designing a pickup created for work and play, we got creative. Ram Laramie<sup>®</sup> with its new exterior and interior, features a raised aluminum hood, broad-to-the-corner LED fog lamps, high-level signature LED directional headlamps and big trailer-tow mirrors. This interior is defined by leather-trimmed treatments in Mountain Brown/Frost or Black (at right), eye-pleasing ambient lighting and an ultra-versatile, tech-driven center console. Shown above with available Sport Appearance Package and other optional equipment.





## BIG HORN® SURE-FOOTED ON EVERY ROAD.

Take on your cargo and passengers—and then take Big Horn to the plains, mountains and paths of your choice. Ram Big Horn will forge ahead with new quad-halogen headlamps lighting the way and an interior with all the available technology and creature comforts you expect. Make it even more yours—with the available Black Appearance Package or Sport Appearance Package. Shown here with available Sport Appearance Package and other optional equipment.



Properly secure all cargo. Always tow within the vehicle's capacity.

## TRADESMAN<sup>®</sup> KNOW-HOW THAT EXCELS.

Here's what works: get down to the basics and yet enjoy powerful options. The 2019 Ram Heavy Duty Tradesman model offers a raft of available features—including a Cummins<sup>®</sup> Turbo Diesel, various axle ratios, alternators and shock absorbers—with a standard, work-ready vinyl interior. You need a reliable and heavy-duty partner. Ram Tradesman is ready for the job. Shown here with available Chrome Appearance Group and other optional equipment.



Apple CarPlay<sup>®</sup> screen shown.

# ONE LOOK

*YOU KNOW IT. THIS IS YOUR RAM TRUCK.*



## BLACK APPEARANCE PACKAGE

Think understated elegance outside and in, marked by Black body-color grille surround and bumpers, Black Monotone paint, Black badges, Black headlamp and taillamp bezels, Black Ram grille badge, Black 20-inch wheels (SRW models)—and, on Big Horn® models, ParkSense® Front and Rear Park Assist.® The Monotone Black interior is design at its best. Available on Big Horn and Laramie® models and requires specific Equipment Groups depending on model. See Buyer's Guide in the back of this catalog or visit [RAMTRUCKS.COM](http://RAMTRUCKS.COM) for details.



## SPORT APPEARANCE PACKAGE

The look is stunning, with its Monotone paint treatment joining a body-color grille surround, body-color bumpers, body-color door handles and ParkSense® Front and Rear Park Assist.® on Big Horn® models. The interior is defined by impressive Monotone Black interior trim and seating. Available on Big Horn and Laramie® models, packages vary slightly for each; requires specific Equipment Groups depending on model. For more, see the Buyer's Guide or visit [RAMTRUCKS.COM](http://RAMTRUCKS.COM)

## RAM 2500/3500 TRIM LEVELS

### TRADESMAN®

Strength and resilience join the ready-to-work economies of ownership (shown with optional equipment)



### POWERTRAIN

- 6.4L HEMI® V8 Variable Valve Timing (VVT) engine with Multi-Displacement System (MDS) / 8-speed automatic
- 6.7L Cummins® Turbo Diesel / 6-speed automatic
- 6.7L Cummins Turbo Diesel High Output / 6-speed AISIN® automatic (3500 models only)

### STANDARD FEATURES:



### INTERIOR AMENITIES

- Vinyl 40/20/40 front bench seat with manual adjust
- 20-percent "fold-down" center bench seat with integrated armrest
- Full-folding rear bench seat (Crew Cab)
- Base door trim panel
- Black instrument panel
- Uconnect® 3 with 5-inch display
- Urethane steering wheel
- Manual tilt steering column
- Manual temperature control
- USB ports
- Vinyl floor covering
- 3.5-inch Driver Information Display cluster
- Three USB ports – two located on lower left and one in upper lid of bench seat

### EXTERIOR FEATURES

- Black grille
- Black front bumper
- Quad-halogen headlamps
- 17- or 18-inch steel wheels
- Black door handles
- Black rear bumper
- Incandescent taillamps
- BSW All-Season tires

### CAPABILITY & FUNCTIONALITY

- Manual shift-on-the-fly part-time transfer case (4x4 only)
- Keyless Push Button Start
- Class IV hitch receiver
- Trailer-tow wiring with 4- and 7-pin connector
- Speed control
- Front heavy-duty shocks with FRD
- Rear heavy-duty shocks with FRD
- Rear fixed window
- Active Grille Shutters
- Front air dam

### SAFETY & SECURITY

- Six air bags<sup>25</sup> including driver and front-passenger, side-curtain and front-seat side-mounted
- Electronic Stability Control (ESC)<sup>23</sup>
- Antilock 4-wheel disc brakes
- Sentry Key® Theft Deterrent System
- Tire Pressure System with display
- ParkView® Rear Back-Up Camera<sup>26</sup>

### BIG HORN®

Benchmark capability; think premium amenities, robust power—and complete practicality (shown with optional equipment)



### POWERTRAIN

- 6.4L HEMI V8 WT engine with MDS / 8-speed automatic
- 6.7L Cummins Turbo Diesel / 6-speed automatic
- 6.7L Cummins Turbo Diesel High Output / 6-speed AISIN automatic (3500 models only)

### INCLUDES SELECT TRADESMAN FEATURES, PLUS:



### INTERIOR AMENITIES

- Cloth 40/20/40 front bench seat
- Cloth 60/40 rear split-folding bench seat (Mega Cab®)
- Cloth rear folding bench (Crew Cab)
- Carpet floor covering
- Manual 4-way driver and passenger seats
- Premium vinyl door trim panel
- Hydrographic "metal patina" finish on center stack/console and doors

### EXTERIOR FEATURES

- Chrome-surround/Black billet grille
- Chrome bumpers
- 18-inch chrome-clad steel wheels
- Chrome-insert door handles
- Big Horn badge

### CAPABILITY & FUNCTIONALITY

- Electronic shift-on-demand transfer case (4x4 only)
- Rear manual-sliding window
- Trailer Brake Controller

### LARAMIE®

Heavy-duty attitude, with the welcome comfort and convenience that define sophistication (shown with optional equipment)



### POWERTRAIN

- 6.4L HEMI® V8 Variable Valve Timing (VVT) engine with Multi-Displacement System (MDS) / 8-speed automatic
- 6.7L Cummins® Turbo Diesel / 6-speed automatic
- 6.7L Cummins Turbo Diesel High Output / 6-speed AISIN® automatic (3500 models only)

### INCLUDES SELECT BIG HORN® FEATURES, PLUS:



### INTERIOR AMENITIES

- Leather-trimmed 40/20/40 bench seat
- Power seats (with 2-way power lumbar)
- Heated front seats
- Leather-wrapped steering wheel with heat
- 60/40 rear split-bench seat
- 7-inch Driver Information Display color cluster
- 10-speaker premium audio system with subwoofer
- SiriusXM® Radio<sup>24</sup> with 1-year included trial
- Uconnect® 4 with 8.4-inch display
- Five USB ports, two power outlets
- Universal Garage Door Opener
- Dual-Zone Automatic Temperature Control
- LED ambient interior lighting
- Rear power sliding-window

### EXTERIOR FEATURES

- Chrome-surround/chrome billet grille
- Chrome front and rear bumpers
- Body-color wheel flares
- LED headlamps and taillamps with chrome bezel
- LED fog lamps
- Damped tailgate with remote release
- Cast-aluminum wheels
- BSW All-Season tires
- Laramie badge
- Chrome mirror caps

### SAFETY & SECURITY

- Security Alarm
- Remote proximity Passive Entry Keyless Push Button Start
- ParkSense® Front and Rear Park Assist<sup>4</sup>
- Remote Start<sup>10</sup>

## RAM 2500/3500 TRIM LEVELS

### POWER WAGON®

The package is singular: exceptional off-road capability, commanding physical presence—and dozens of optional features



### POWERTRAIN

- 6.4L HEMI® V8 VVT engine with MDS / 8-speed automatic

### INCLUDES SELECT BIG HORN® FEATURES, PLUS:



### INTERIOR AMENITIES

- Unique Black interior trim with Diesel Gray accents
- Vinyl/cloth 40/20/40 bench seats with tire-tread pattern
- 60/40 rear split-folding bench seat
- Front and rear rubber floor mats
- Power driver seat (with 2-way power lumbar)
- 7-inch Driver Information Display Power Wagon color cluster
- 115-volt outlet
- Three USB ports
- SiriusXM® Radio<sup>11</sup> with 1-year included trial
- Uconnect 4 with 8.4-inch display

### EXTERIOR FEATURES

- Black-surround unique grille
- Powder-coated bumpers
- LED headlamps and taillamps with Black bezels
- LED fog lamps
- Body-color door handles

### CAPABILITY & FUNCTIONALITY

- Manual shift-on-the-fly part-time transfer case
- Bilstein® off-road shocks
- Tow hooks
- Fuel tank skid plate
- Ram Articulinik® front suspension
- Electronic disconnecting front sway bar

### SAFETY & SECURITY

- Hill Descent Control

### LARAMIE LONGHORN®

Pure Ram capability joins a southwestern interior theme for a distinctive touch of elegance (shown with optional equipment)



### POWERTRAIN

- 6.4L HEMI® V8 Variable Valve Timing (VVT) engine with Multi-Displacement System (MDS) / 8-speed automatic
- 6.7L Cummins® Turbo Diesel / 6-speed automatic
- 6.7L Cummins Turbo Diesel High Output / 6-speed AISIN® automatic (3500 models only)

### INCLUDES SELECT LARAMIE® FEATURES, PLUS:



### INTERIOR AMENITIES

- Laramie Longhorn specific premium leather and wood interior treatment
- Premium leather bucket front seats with full-length center console
- 60/40 rear split-folding bench seat with fold-down armrest
- Heated front and rear outboard seats
- Ventilated front seats
- Leather-wrapped/real-wood steering wheel
- 7-inch Driver Information Display Laramie Longhorn color cluster
- Uconnect® 4C NAV with 8.4-inch display
- Premium rubber slush mats with removable carpet inserts

### EXTERIOR FEATURES

- Unique bright-surround/Laramie Longhorn specific grille
- Premium LED headlamps
- LED taillamps
- LED fog lamps
- Aluminum wheels

### CAPABILITY & FUNCTIONALITY

- Power-release tailgate

### SAFETY & SECURITY

- Rain-sensitive wipers
- Directional (Adaptive Forward Lighting System)

### LIMITED

Luxury taken to its highest level for a Ram Heavy Duty pickup, offering two totally opulent interior treatments (shown with optional equipment)



### POWERTRAIN

- 6.4L HEMI V8 VVT engine with MDS / 8-speed automatic
- 6.7L Cummins Turbo Diesel / 6-speed automatic
- 6.7L Cummins Turbo Diesel High Output / 6-speed AISIN automatic (3500 models only)

### INCLUDES SELECT LARAMIE LONGHORN FEATURES, PLUS:



### INTERIOR AMENITIES

- Limited-specific premium leather and wood interior treatment
- Premium leather bucket front seats with full-length center console
- 60/40 rear split-folding bench seat with fold-down armrest
- 7-inch Driver Information Display Limited color cluster
- Leather-wrapped/real-wood steering wheel
- Uconnect 4C NAV with 12-inch display
- Premium rubber slush mats with removable carpet inserts

### EXTERIOR FEATURES

- Chrome-surround Limited-specific grille
- Cast-aluminum wheels
- Power running boards

### SAFETY & SECURITY

- Blind Spot Monitoring® with Rear Cross-Path Detection®

- Limited badge
- Chrome bodyside molding
- Chrome tow hooks

- Spray-in bedliner

- Auto High-Beam Headlamp Control

# AUTHENTIC ACCESSORIES BY MOPAR®



Properly secure all cargo.



Properly secure all cargo.



There is only one official service, parts and customer care provider for the Ram Brand—and it's Mopar. Our parts and accessories are original equipment, engineered exclusively by the same people who designed your Ram Heavy Duty pickup. Mopar parts can ensure the proper fit, finish and functionality, which means you can personalize your ride with complete confidence.

It gets better—because Mopar is also more than parts and accessories. Whether you're in business or you employ your Ram Heavy Duty for serious recreational use, we're here to help you properly maintain and care for your vehicle. Our certified technicians are trained to know your vehicle best, and our Mopar Express Lane service departments are set up to get you in and out quickly. From parts and accessories to expert service and more, always go authentic. Choose Mopar. Learn more at [mopar.com](https://mopar.com)

- A.** RamBar, Off-Road 5-Inch LED Light Kit, Bed Extender, Bed Step, Off-Road Wheel Fender Flares and Black Tubular Side Steps
- B.** Cargo Ramp
- C.** Stainless Steel Tubular Side Steps
- D.** Hard Folding Tonneau Cover
- E.** RamBox® Holster
- F.** All-Weather Floor Mats
- G.** Heavy Duty Rubber Splash Guards

# RAM 2500/3500 EXTERIOR COLORS



Bright White



Pearl White



Billet Silver Metallic



Granite Crystal Metallic



Maximum Steel Metallic



Diamond Black Crystal Pearl



Blue Streak Pearl



Patriot Blue Pearl



RV Match Walnut Brown Metallic



Flame Red



Delmonico Red Pearl



Black Forest Green Pearl

## PAINT COLORS AND TWO-TONE OPTIONS

|                       | Tradesman® | Big Horn® | Power Wagon® | Laramie® | Laramie Longhorn® | Limited |
|-----------------------|------------|-----------|--------------|----------|-------------------|---------|
| Delmonico Red         | •          | •         | ■            | •, ■     | •, +              | •       |
| Flame Red             | •          | •         | ■            | •, ■     | N/A               | N/A     |
| RV Match Walnut Brown | •          | •         | N/A          | •, ■     | •                 | N/A     |
| Black Forest Green    | •          | •         | N/A          | •, ■     | N/A               | N/A     |
| Blue Streak           | •          | •         | ■            | •, ■     | N/A               | N/A     |
| Patriot Blue          | •          | •         | N/A          | •, ■     | •, +              | •       |
| Billet Silver         | •          | •         | ■            | •        | •, +              | •       |
| Granite Crystal       | •          | •         | ■            | •, ■     | N/A               | •       |
| Maximum Steel         | •          | •         | ■            | •, ■     | •, +              | •       |
| Diamond Black Crystal | •          | •         | •            | •, ■     | •, +              | •       |
| Bright White          | •          | •         | ■            | •, ■     | •, +              | •       |
| Pearl White           | N/A        | N/A       | N/A          | •, ■     | •, +              | •       |



Power Wagon shown in Granite Crystal Metallic with Black lower



Laramie Longhorn shown in Diamond Black Crystal Pearl with RV Match Walnut Brown lower




Laramie shown in Blue Streak Pearl with Silver lower


To see examples of all possible paint combinations, visit [ramtrucks.com](http://ramtrucks.com)

• = Available Monotone Color ■ Black Lower ■ Silver Lower + RV Match Walnut Brown Lower N/A = Not Available


# RAM 2500/3500 INTERIOR SEAT FABRICS



**Heavy-Duty Vinyl, Diesel Gray/Black**  
Tradesman®



**Cloth, Black**  
Big Horn® and included with Sport or Black Appearance Packages  
Optional on Tradesman




**Cloth, Diesel Gray/Black**  
Big Horn

**Cloth, Light Mountain Brown/Black**  
Big Horn



**Vinyl/Cloth, Black/Diesel Gray**  
Power Wagon®

**Leather-Trimmed, Black**  
Power Wagon



**Leather-Trimmed, Black**  
Laramie®/Laramie with Sport or Black Appearance Packages

**Leather-Trimmed, Light Frost Beige/Mountain Brown**  
Laramie



**Premium Leather, Cattle Tan/Black**  
Laramie Longhorn®

**Premium Leather, Light Mountain Brown/Mountain Brown**  
Laramie Longhorn



**Premium Leather with Laser Etching, Light Mountain Brown/Mountain Brown**  
Laramie Longhorn



**Premium Leather, Black**  
Limited

**Premium Leather, Light Frost Beige/Indigo**  
Limited

## RAM 2500/3500 WHEELS



17-inch Steel, Argent Painted Finish  
Standard on 2500 Tradesman® (WDA)



17-inch Aluminum Matte Black  
**LEFT:** Machine Face Standard on Power Wagon®. Included with Power Wagon Package on Tradesman (WFZ)  
**RIGHT:** All Black Optional on Power Wagon (WFW)



18-inch Steel, Argent Painted Finish  
Standard on 3500 Tradesman  
Optional on 2500 Tradesman (WBN)



18-inch Steel, Chrome-Clad  
Standard on Big Horn®  
Included with Chrome Appearance Group  
on Tradesman (WBH)



17-inch Steel, Argent Painted Finish  
Standard on Tradesman (WFU)



18-inch Polished Aluminum  
Included with H1 Group on Big Horn (WBE)



18-inch Polished Aluminum  
Standard on Laramie® (WBL)



18-inch Polished Aluminum with Painted Pockets  
**LEFT:** Walnut Brown-Color Pockets Standard on Laramie Longhorn® with Two-Tone Exterior Paint (WBJ)  
**RIGHT:** Granite Crystal Pockets Standard on Laramie Longhorn with Monotone Exterior Paint (WBA)



20-inch Polished Aluminum  
Optional on Big Horn and Laramie (WRJ)



17-inch Steel, Chrome Clad  
Standard on Big Horn  
Included with Chrome Appearance Group  
on Tradesman (WD4)



20-inch Aluminum Black Painted  
Included with Night Edition and Black Appearance  
Packages on Big Horn and Laramie (WF3)



20-inch Polished Aluminum with Painted Pockets  
**LEFT:** Brown-Color Pockets Optional on Laramie Longhorn  
with Two-Tone Exterior Paint (WRP)  
**RIGHT:** Granite Pockets Optional on Laramie Longhorn  
with Monotone Exterior Paint (WRA)



20-inch Polished Aluminum  
Standard on Limited (WH3)



17-inch Polished Aluminum  
Standard on Laramie, Laramie Longhorn and Limited  
Optional on Big Horn  
Included with Sport Appearance Group on Big Horn (WF7)

## CONFIGURATIONS

|                            | Cabs        |          |           | Boxes                               |  | Box, 3500 Only          |  | Seating        |              |
|----------------------------|-------------|----------|-----------|-------------------------------------|--|-------------------------|--|----------------|--------------|
|                            |             |          |           |                                     |  |                         |  |                |              |
|                            | Regular Cab | Crew Cab | Mega Cab® | SRW: 6' 4" Box                      | SRW: 8' Box                            | DRW: 6' 4" Box          | DRW: 8' Box                            | 40/20/40 Bench | Bucket Seats |
| 2500/3500 Tradesman        | •           | •        | N/A       | Available with Crew Cab             | Available with Regular Cab or Crew Cab | N/A                     | Available with Regular Cab or Crew Cab | S              | N/A          |
| 2500/3500 Big Horn         | •           | •        | •         | Available with Crew Cab or Mega Cab | Available with Regular Cab or Crew Cab | Available with Mega Cab | Available with Regular Cab or Crew Cab | S              | Optional     |
| 2500 Power Wagon           | N/A         | S        | N/A       | S                                   | N/A                                    | N/A                     | N/A                                    | S              | N/A          |
| 2500/3500 Laramie          | N/A         | •        | •         | Available with Crew Cab or Mega Cab | Available with Crew Cab                | Available with Mega Cab | Available with Crew Cab                | S              | Optional     |
| 2500/3500 Laramie Longhorn | N/A         | •        | •         | Available with Crew Cab or Mega Cab | Available with Crew Cab                | Available with Mega Cab | Available with Crew Cab                | N/A            | S            |
| 2500/3500 Limited          | N/A         | •        | •         | Available with Crew Cab or Mega Cab | Available with Crew Cab                | Available with Mega Cab | Available with Crew Cab                | N/A            | S            |

• = Available Configuration N/A = Not Available S = Standard Configuration

## RAM 2500/3500 DIMENSIONS

### RAM 2500/3500 INTERIOR DIMENSIONS

| All dimensions are in inches unless otherwise noted. | REGULAR CAB | CREW CAB    | MEGA CAB®   |
|--|-------------|-------------|-------------|
| HEAD ROOM, FRONT / REAR                              | 39.8        | 40.9 / 39.8 | 40.9 / 40.3 |
| LEG ROOM, FRONT / REAR                               | 40.9        | 40.9 / 40.2 | 40.9 / 43.1 |
| SHOULDER ROOM, FRONT / REAR                          | 65.9        | 65.9 / 65.6 | 65.9 / 65.6 |
| HIP ROOM, FRONT / REAR                               | 62.9        | 62.9 / 62.7 | 62.9 / 62.8 |
| BEHIND SECOND ROW (CU FT)                            | N/A         | N/A         | 12.1        |
| TOTAL INTERIOR VOLUME (CU FT)                        | 62.5        | 124.6       | 142.0       |

### RAM 2500 EXTERIOR DIMENSIONS

| All specs are for base models only, in inches unless otherwise noted. | REGULAR CAB |             | CREW CAB    |             | MEGA CAB (4x4 only) |           |
|---|-------------|-------------|-------------|-------------|---------------------|-----------|
|   | 8' BOX      | 6' 4" BOX   | 8' BOX      | 6' 4" BOX   | 8' BOX              | 6' 4" BOX |
| OVERALL BODY WIDTH  | 83.5        | 83.5        | 83.5        | 83.5        | 83.5                | 83.5      |
| OVERALL HEIGHT (4x2 / 4x4)  | 78.0 / 80.2 | 78.2 / 80.2 | 78.1 / 80.1 | 78.1 / 80.1 | 80.1                | 80.1      |
| OVERALL LENGTH  | 232.0       | 238.8       | 260.8       | 260.8       | 249.9               | 249.9     |
| TRACK – FRONT   | 68.7        | 68.7        | 68.7        | 68.7        | 68.7                | 68.7      |
| TRACK – REAR  | 68.1        | 68.1        | 68.1        | 68.1        | 68.1                | 68.1      |
| WHEELBASE   | 140.2       | 149.1       | 169.0       | 169.0       | 160.4               | 160.4     |
| BOX HEIGHT  | 20.2        | 20.1        | 20.2        | 20.2        | 20.1                | 20.1      |
| BOX LENGTH  | 98.3        | 76.3        | 98.3        | 98.3        | 76.3                | 76.3      |
| BOX WIDTH, WALL TO WALL   | 66.4        | 66.4        | 66.4        | 66.4        | 66.4                | 66.4      |
| BOX WIDTH, BETWEEN WHEELHOUSINGS                                      | 51.0        | 51.0        | 51.0        | 51.0        | 51.0                | 51.0      |

### RAM 3500 EXTERIOR DIMENSIONS

| All specs are for base models only, in inches unless otherwise noted. | REGULAR CAB |             | CREW CAB    |             |             | MEGA CAB (4x4 only) |               |
|---|-------------|-------------|-------------|-------------|-------------|---------------------|---------------|
|   | 8' BOX      | 8' BOX DRW  | 6' 4" BOX   | 8' BOX      | 8' BOX DRW  | 6' 4" BOX           | 6' 4" BOX DRW |
| OVERALL WIDTH   | 83.5        | 96.5        | 83.5        | 83.5        | 96.5        | 83.5                | 96.5          |
| OVERALL HEIGHT (4x2 / 4x4)  | 78.3 / 80.4 | 77.8 / 79.5 | 78.3 / 80.3 | 78.4 / 79.8 | 77.1 / 79.3 | 79.9                | 78.9          |
| OVERALL LENGTH  | 232.0       | 232.0       | 238.8       | 260.8       | 260.8       | 249.9               | 250.0         |
| TRACK – FRONT   | 67.7        | 67.7        | 67.7        | 67.7        | 67.7        | 67.7                | 67.7          |
| TRACK – REAR  | 67.1        | 75.9        | 67.1        | 67.1        | 75.9        | 67.1                | 75.9          |
| WHEELBASE   | 140.2       | 140.2       | 149.0       | 169.3       | 169.0       | 160.0               | 160.0         |
| BOX HEIGHT  | 20.2        | 20.2        | 20.1        | 20.2        | 20.2        | 20.1                | 20.1          |
| BOX LENGTH  | 98.3        | 98.3        | 76.3        | 98.3        | 98.3        | 76.3                | 76.3          |
| BOX WIDTH, WALL TO WALL   | 66.4        | 66.4        | 66.4        | 66.4        | 66.4        | 66.4                | 66.4          |
| BOX WIDTH, BETWEEN WHEELHOUSINGS                                      | 51.0        | 51.0        | 51.0        | 51.0        | 51.0        | 51.0                | 51.0          |

DRW = Dual Rear Wheel.

## RAM 2500/3500 PAYLOAD CAPACITY

### 2500 PAYLOAD SPECIFICATIONS<sup>5</sup>

| Maximum payload capacities                                      |                    | REGULAR CAB  |       | CREW CAB  |       |        |       | MEGA CAB <sup>®</sup> |
|---|--------------------|--------------|-------|-----------|-------|--------|-------|-----------------------|
|   |                    | 8' BOX       |       | 6' 4" BOX |       | 8' BOX |       | 6' 4" BOX             |
| ENGINE  | GVWR <sup>24</sup> | 4x2          | 4x4   | 4x2       | 4x4   | 4x2    | 4x4   | 4x4                   |
| 6.4L HEMI <sup>®</sup> V8/<br>8HP75 8-SPEED                     | 8,565              |              |       |           | 1,660 |        |       |                       |
|   | 10,000             | <b>4,050</b> | 3,680 | 3,650     | 3,380 | 3,550  | 3,190 | 2,970                 |
| 6.7L CUMMINS <sup>®</sup><br>TURBO DIESEL I-6/<br>68RFE 6-SPEED | 10,000             | 3,260        | 2,830 | 2,820     | 2,520 | 2,680  | 2,340 | 2,130                 |

### 3500 PAYLOAD SPECIFICATIONS<sup>5</sup>

| Maximum payload capacities   |                    | REGULAR CAB |       |              |       | CREW CAB  |       |        |       | MEGA CAB   |       |           |               |
|--|--------------------|-------------|-------|--------------|-------|-----------|-------|--------|-------|------------|-------|-----------|---------------|
|  |                    | 8' BOX      |       | 8' BOX DRW   |       | 6' 4" BOX |       | 8' BOX |       | 8' BOX DRW |       | 6' 4" BOX | 6' 4" BOX DRW |
| ENGINE   | GVWR <sup>24</sup> | 4x2         | 4x4   | 4x2          | 4x4   | 4x2       | 4x4   | 4x2    | 4x4   | 4x2        | 4x4   | 4x4       | 4x4           |
| 6.4L HEMI V8/<br>8HP75 8-SPEED   | 10,700             | 4,660       |       |              |       | 4,300     |       |        |       |            |       |           |               |
|  | 11,000             |             | 4,600 |              |       |           | 4,270 |        |       |            |       |           |               |
|  | 11,100             |             |       |              |       |           |       | 4,530  |       |            |       |           |               |
|  | 11,400             |             |       |              |       |           |       |        | 4,480 |            |       | 4,420     |               |
|  | 14,000             |             |       | <b>7,680</b> | 7,280 |           |       |        |       |            | 7,050 | 6,680     |               |
| 6.7L CUMMINS<br>TURBO DIESEL I-6/<br>68RFE 6-SPEED                             | 11,500             | 4,700       |       |              |       | 4,260     |       |        |       |            |       |           |               |
|  | 11,800             |             | 4,610 |              |       |           | 4,340 |        |       |            |       |           |               |
|  | 12,000             |             |       |              |       |           |       | 4,620  |       |            |       |           |               |
|  | 12,300             |             |       |              |       |           |       |        | 4,580 |            |       | 4,330     |               |
|  | 14,000             |             |       | 6,910        | 6,390 |           |       |        |       | 6,170      | 5,840 |           | 5,670         |
| 6.7L CUMMINS<br>HIGH OUTPUT<br>TURBO DIESEL I-6/<br>AISIN <sup>®</sup> 6-SPEED | 11,500             | 4,520       |       |              |       | 4,120     |       |        |       |            |       |           |               |
|  | 11,800             |             | 4,460 |              |       |           | 4,180 |        |       |            |       |           |               |
|  | 12,000             |             |       |              |       |           |       | 4,470  |       |            |       |           |               |
|  | 12,300             |             |       |              |       |           |       |        | 4,420 |            |       | 4,220     |               |
|  | 14,000             |             |       | 6,570        | 6,160 |           |       |        |       | 5,950      | 5,600 |           | 5,420         |

**Notes regarding the chart above:** DRW = Dual Rear Wheel. Weights given in lb. Numbers in **black boxes** reflect the maximum of that class. Weights are ESTIMATED values rounded to the nearest 10 lb. Payload = GVWR - Base Weight. Payload and Trailer Weight Rating are mutually exclusive. GVWRs, GVWRs and GCWRs should never be exceeded. 3500 Regular Cab, 4x2, 6.4L V8 with 4.10 axle ratio, GVWR of 13,800 lb applies to Tradesman<sup>®</sup> Package only. For all other price classes for this configuration (Regular Cab, 4x2, 6.4L V8 with 4.10 axle ratio), GVWR is 13,700 lb.

## RAM 2500/3500 TOWING CAPACITY

### 2500 TOWING SPECIFICATIONS<sup>5</sup> – SAE J2807 STANDARD COMPLIANT

| Maximum towing capacities                          |            |                    | REGULAR CAB   |        | CREW CAB  |        |        |        | MEGA CAB  |
|--|------------|--------------------|---------------|--------|-----------|--------|--------|--------|-----------|
|  |            |                    | 8' BOX        |        | 6' 4" BOX |        | 8' BOX |        | 6' 4" BOX |
| ENGINE   | AXLE RATIO | GCWR <sup>2M</sup> | 4x2           | 4x4    | 4x2       | 4x4    | 4x2    | 4x4    | 4x4       |
| 6.4L HEMI V8/<br>8HP75 8-SPEED                     | 3.73       | 21,500             | 15,080        | 14,710 | 14,680    | 14,410 | 14,580 | 14,220 | 14,000    |
|  | 4.10       | 18,000             |               |        |           |        |        |        |           |
|  | 4.10       | 24,000             | 17,580        | 17,210 | 17,180    | 16,910 | 17,080 | 16,720 | 16,500    |
| 6.7L CUMMINS<br>TURBO DIESEL I-6/<br>68RFE 6-SPEED | 3.73       | 27,000             | <b>19,780</b> | 19,350 | 19,350    | 19,040 | 19,200 |        |           |
|  | 3.73       | 25,525             |               |        |           |        |        | 17,390 |           |
|  | 3.73       | 25,265             |               |        |           |        |        |        | 16,520    |

### 3500 TOWING SPECIFICATIONS<sup>5</sup> – SAE J2807 STANDARD COMPLIANT

| Maximum towing capacities   |            |                    | REGULAR CAB |        |               |        | CREW CAB  |        |        |        |            |        | MEGA CAB  |               |
|---|------------|--------------------|-------------|--------|---------------|--------|-----------|--------|--------|--------|------------|--------|-----------|---------------|
|   |            |                    | 8' BOX      |        | 8' BOX DRW    |        | 6' 4" BOX |        | 8' BOX |        | 8' BOX DRW |        | 6' 4" BOX | 6' 4" BOX DRW |
| ENGINE  | AXLE RATIO | GCWR <sup>2M</sup> | 4x2         | 4x4    | 4x2           | 4x4    | 4x2       | 4x4    | 4x2    | 4x4    | 4x2        | 4x4    | 4x4       | 4x4           |
| 6.4L HEMI V8/<br>68RFE 6-SPEED                                    | 3.73       | 21,500             | 14,990      | 14,630 | 14,710        | 14,310 | 14,630    | 14,300 | 14,460 | 14,110 | 14,080     | 13,710 | 14,050    | 13,660        |
|   | 4.10       | 24,000             | 17,490      | 17,130 |               |        | 17,130    | 16,800 | 16,960 | 16,610 |            |        | 16,550    |               |
|   | 4.10       | 25,000             |             |        | 18,210        | 17,810 |           |        |        |        | 17,580     | 17,210 |           | 17,160        |
| 6.7L CUMMINS<br>TURBO DIESEL I-6/<br>68RFE 6-SPEED                | 3.73       | 28,300             | 21,030      | 20,640 | 20,740        | 20,220 | 20,590    | 20,370 | 20,450 | 20,110 | 20,000     | 19,670 | 19,860    | 19,500        |
|   | 4.10       | 30,300             |             |        | 22,740        | 22,220 |           |        |        |        | 22,000     | 21,670 |           | 21,500        |
| 6.7L CUMMINS<br>HIGH OUTPUT<br>TURBO DIESEL I-6/<br>AISIN 6-SPEED | 3.73       | 32,240             |             |        |               |        | 24,320    |        |        |        |            |        |           |               |
|   | 3.73       | 32,580             |             |        |               |        | 24,490    |        |        |        |            |        |           |               |
|   | 3.73       | 32,710             |             |        |               |        |           |        |        |        |            |        | 24,060    |               |
|   | 3.73       | 33,610             |             |        |               |        |           |        |        | 25,150 |            |        |           |               |
|   | 3.73       | 33,670             |             |        |               |        |           |        | 25,650 |        |            |        |           |               |
|   | 3.73       | 34,540             |             | 26,440 |               |        |           |        |        |        |            |        |           |               |
|   | 3.73       | 34,630             | 26,990      |        |               |        |           |        |        |        |            |        |           |               |
|   | 3.73       | 41,600             |             |        | 33,700        | 33,290 |           |        |        |        | 33,080     | 32,730 |           | 32,550        |
|   | 4.10       | 43,000             |             |        | <b>35,100</b> | 34,690 |           |        |        |        | 34,480     | 34,130 |           | 33,020        |

**Notes regarding the chart above:** DRW = Dual Rear Wheel. Weights given in lb. Numbers in **black boxes** reflect the maximum of that class. Payload and Max Trailer Weights are ESTIMATED values and rounded to the nearest 10 lb. Payload = GVWR - Base Weight. Payload and Trailer Weight Rating are mutually exclusive. GAWRs, GVWRs and GCWRs should never be exceeded. Trailer Weight Rating and Tow Vehicle Trailing Weight are calculated as specified in SAE J2807. Passenger Weight = 300 lb. Options Weight = 100 lb. Trailing Equipment Weight: 75 lb for conventional hitch, 70 lb for gooseneck and 250 lb for fifth-wheel. Tongue weight: 10 percent of the gross trailer weight for conventional hitch, 15 percent of the gross trailer weight for a fifth-wheel or gooseneck hitch. Payload and GAWR should never be exceeded and must account for all of the above weights, including the appropriate trailering equipment and tongue weight. Box-Off Body Completion Weight = 80 lb per foot from end of cab to end of frame. The maximum tongue weight for Class V (hitch receiver) is limited to 1,800 lb. A fifth-wheel or gooseneck hitch is required for trailers over 18,000 lb. The 13,800-lb GVWR stated for Regular Cab, 4x2, 6.4L V8 with 4.10 axle ratio applies to Tradesman and ST packages only. For all other configurations (Regular Cab, 4x2, 6.4L V8 with 4.10 axle ratio), the GVWR is 13,700 lb.

## RAM 2500/3500 BUYER'S GUIDE

|  | SALES CODE  | TRADESMAN* | BIG HORN* | POWER WAGON* | LARAMIE* | LARAMIE LONGHORN* | LIMITED |
|--|-------------|------------|-----------|--------------|----------|-------------------|---------|
|  |             | 2TA        | 2TZ       | 2TP          | 2TH      | 2TK               | 2TM     |
| <b>CPOS</b>  |             |            |           |              |          |                   |         |
| <b>CONFIGURATIONS</b>  |             |            |           |              |          |                   |         |
| <b>Body Model</b> – Regular Cab 8' Box – 140.2-inch wheelbase  | (62)        | S          | S         | -            | -        | -                 | -       |
| – Crew Cab 6'4" Box – 149.1-inch wheelbase (SRW only)  | (91)        | O          | O         | S            | S        | S                 | S       |
| – Crew Cab 8' Box – 169.1-inch wheelbase   | (92)        | O          | O         | -            | O        | O                 | O       |
| – Mega Cab® 6'4" Box – 160.2-inch wheelbase (4x4 only)   | (81)        | -          | O         | -            | O        | O                 | O       |
| <b>Drive</b> – 4x2   | (2500/3500) | S          | S         | -            | S        | S                 | S       |
| – 4x4  | (2500/3500) | O          | O         | S            | O        | O                 | O       |
| <b>POWERTRAINS</b>   |             |            |           |              |          |                   |         |
| <b>Engine/Transmission/Axle</b>  |             |            |           |              |          |                   |         |
| <b>6.4L HEMI® Gas Engine/8-Speed Automatic (8HP75)</b>   | ESA/DFX     | S          | S         | S            | S        | S                 | S       |
| – 11.5-inch rear axle/3.73 ratio (2500/3500 SRW; standard with DFX+AR9)  | DRQ/DME     | S          | S         | -            | S        | S                 | S       |
| – 11.5-inch rear axle/4.10 ratio (2500/3500 SRW; optional if DFX+AR9; requires DSA)  | DRQ/DMF     | O          | O         | S            | O        | O                 | O       |
| – 11.5-inch rear axle/3.73 ratio (3500 DRW; included with DFX+WLA)   | DRX/DME     | P          | P         | -            | P        | P                 | P       |
| – 11.5-inch rear axle/4.10 ratio (3500 DRW; optional if DFX+WLA)   | DRX/DMF     | O          | O         | -            | O        | O                 | O       |
| <b>6.7L Cummins® Diesel Engine/6-Speed Automatic (68RFE)</b> – Standard output   | ETL/DG7     | O          | O         | -            | O        | O                 | O       |
| – 11.5-inch rear axle/3.73 ratio (2500/3500 SRW; standard with DG7+AR9)  | DRQ/DME     | S          | S         | -            | S        | S                 | S       |
| – 11.5-inch rear axle/3.73 ratio (3500 DRW; included with DG7+WLA)   | DRX/DME     | P          | P         | -            | P        | P                 | P       |
| – 11.5-inch rear axle/4.10 ratio (3500 DRW; optional if DG7+WLA)   | DRX/DMF     | O          | O         | -            | O        | O                 | O       |
| <b>6.7L Cummins Diesel Engine/6-Speed Heavy-Duty Automatic (AISIN® AS69RC)</b> – High Output (3500 only; included with Max Tow Package (AJL))  | ETM/DF2     | O/P        | O/P       | -            | O/P      | O/P               | O/P     |
| – 12-inch rear axle/3.73 ratio (3500 SRW only; included with DF2+AR9)  | DR7/DME     | P          | P         | -            | P        | P                 | P       |
| – 12-inch rear axle/3.73 ratio (3500 DRW only; included with DF2+WLA)  | DRC/DME     | P          | P         | -            | P        | P                 | P       |
| – 12-inch rear axle/4.10 ratio (3500 DRW only; optional if DF2+WLA)  | DRC/DMF     | O/P        | O/P       | -            | O/P      | O/P               | O/P     |
| <b>MECHANICAL</b>  |             |            |           |              |          |                   |         |
| <b>Alternators</b> – Single 180-amp (gas engine: standard; diesel engines: standard on 2TA, 2TZ, 2TY and 2TP only; not available on 2TH, 2TK, 2TM)   | BAD         | S          | S         | S            | S        | S                 | S       |
| – Single 220-amp (gas engine: optional; diesel engines: optional on 2TA, 2TZ, 2TY only; standard on 2TH, 2TK and 2TM; all engines: included with Snow Chief (AD2) and Snow Plow Prep Groups (AHD)) | BAJ         | O/P        | O/P       | -            | S/O/P    | S/O/P             | S/O/P   |
| – Dual: 160 + 220 = 380-amp (gas engine only)  | XF5         | O          | O         | O            | O        | O                 | O       |
| – Dual: 2 x 220-amp = 440-amp (diesel engines only)  | XF7         | O          | O         | -            | O        | O                 | O       |
| <b>Brakes</b> – Power-assisted 4-wheel antilock  | BRT         | S          | S         | S            | S        | S                 | S       |
| – Electronic Stability Control <sup>23</sup>   | BNB         | S          | S         | S            | S        | S                 | S       |
| – Brake assist   | BGE         | S          | S         | S            | S        | S                 | S       |
| – Electronic Roll Mitigation   | BNS         | S          | S         | S            | S        | S                 | S       |
| – Hill Start Assist  | BNG         | S          | S         | S            | S        | S                 | S       |
| – Traction control   | BNM         | S          | S         | S            | S        | S                 | S       |
| – Trailer Sway Control <sup>23</sup>   | BNT         | S          | S         | S            | S        | S                 | S       |

S = Standard. O = Optional. P = Part of Package. - = Not Available.

|  | SALES CODE | TRADESMAN* | BIG HORN* | POWER WAGON* | LARAMIE* | LARAMIE LONGHORN* | LIMITED |
|--|------------|------------|-----------|--------------|----------|-------------------|---------|
|  |            | 2TA        | 2TZ       | 2TP          | 2TH      | 2TK               | 2TM     |
| <b>CPOS</b>  |            |            |           |              |          |                   |         |
| <b>MECHANICAL (continued)</b>  |            |            |           |              |          |                   |         |
| – Ready Alert Braking  | BHD        | S          | S         | S            | S        | S                 | S       |
| – Mechanical park brake  | -          | S          | S         | S            | S        | S                 | S       |
| – Diesel exhaust brake (included with diesel engine)   | NEN        | P          | P         | -            | P        | P                 | P       |
| <b>Differential</b> – Open (2500: standard; not available with 4.10:1 axle ratio; 3500: not available)   | DS8        | S          | S         | -            | S        | S                 | S       |
| – Antispin rear (2500: optional; required if 4.10:1 axle and gas engine; 3500: standard)   | DSA        | O/S        | O/S       | -            | O/S      | O/S               | O/S     |
| – Electronically locking, front and rear (included with Power Wagon Package)   | DSE        | P          | -         | S            | -        | -                 | -       |
| <b>Engine Thermal Management</b> – Engine cooling, heavy-duty (standard with Cummins)  | NMC        | P          | P         | P            | P        | P                 | P       |
| – Active grille shutters   | MDX        | S          | S         | S            | S        | S                 | S       |
| – Front grille cover (included with Cold Weather Group)  | XDG        | P          | P         | -            | P        | P                 | P       |
| – Engine block heater (included with Cold Weather Group on diesel engines)   | NHK        | O/P        | O/P       | O            | O/P      | O/P               | O/P     |
| – Supplemental cabin heater (included with diesel engines)   | HDB        | P          | P         | -            | P        | P                 | P       |
| <b>Fuel Tank</b> – 28-gallon (standard on Regular Cab with diesel engines)   | NGC        | P          | P         | -            | -        | -                 | -       |
| – 31-gallon (standard on Crew Cab and Mega Cab with 6'4" box)  | NFT        | S          | S         | S            | S        | S                 | S       |
| – 32-gallon (standard on Regular Cab and Crew Cab with 8' box)   | NFX        | S/O        | S         | -            | S        | S                 | S       |
| <b>Shocks</b> – Front, heavy-duty – Magneti Marelli™ with KONI® FSD valving  | SFB        | S          | S         | -            | S        | S                 | S       |
| – Rear, heavy-duty – Magneti Marelli with KONI FSD valving   | SGB        | S          | S         | -            | S        | S                 | S       |
| – Front, performance-tuned – Bilstein® (included with Off-Road Group and Power Wagon Package on Tradesman)   | SFC        | P          | P         | S            | P        | P                 | P       |
| – Rear, performance-tuned – Bilstein (included with Off-Road Group and Power Wagon Package on Tradesman)   | SGC        | P          | P         | S            | P        | P                 | P       |
| <b>Skid Plates (4x4)</b> – Transfer case (included with Protection Group and Snow Chief Group)   | XEF        | P          | P         | S            | P        | P                 | P       |
| – Fuel tank (included with Power Wagon Package)  | XEE        | P          | -         | S            | -        | -                 | -       |
| <b>Start Control</b> – Keyless Push Button Start   | GX4        | S          | S         | S            | S        | S                 | S       |
| <b>Steering</b> – Power, recirculating ball  | SBE        | S          | S         | S            | S        | S                 | S       |
| <b>Suspension</b> – 3-link front   | -          | S          | S         | S            | S        | S                 | S       |
| – Rear link with coil springs (2500 only)  | -          | S          | S         | S            | S        | S                 | S       |
| – Rear Hotchkis leaf spring (3500 only)  | -          | S          | S         | -            | S        | S                 | S       |
| – Suspension, Ram Articulink® (included with Power Wagon Package)  | SD1        | P          | -         | S            | -        | -                 | -       |
| – Stabilizer bar, front, standard  | SHA        | S          | S         | -            | S        | S                 | S       |
| – Stabilizer bar, front, electronic disconnecting (included with Power Wagon Package)  | SHG        | P          | -         | S            | -        | -                 | -       |
| – Auto-Level Rear Air Suspension (not available with 3500 gas Regular Cab SRW 4x4 or 2500 gas Regular Cab; not available with Off-Road Group; included with Max Tow Package) | SEB        | O/P        | O/P       | -            | O/P      | O/P               | O/P     |

S = Standard. O = Optional. P = Part of Package. - = Not Available.

## RAM 2500/3500 BUYER'S GUIDE

|   | SALES CODE | TRADESMAN® | BIG HORN® | POWER WAGON® | LARAMIE® | LARAMIE LONGHORN® | LIMITED |
|---|------------|------------|-----------|--------------|----------|-------------------|---------|
|   |            | 2TA        | 2TZ       | 2TP          | 2TH      | 2TK               | 2TM     |
| <b>CPOS</b>   |            |            |           |              |          |                   |         |
| <b>MECHANICAL (continued)</b>   |            |            |           |              |          |                   |         |
| <b>Tow Hooks</b> – Black – 2500 (4x2: Free-standing option; 4x4: included with Protection Group, Off-Road Group, Power Wagon Package and are included with diesel engine) | XEA        | O/P        | O/P       | S            | O/P      | S                 | –       |
| – Black – 3500 (Tradesman: optional on 4x2 Regular Cab)   | XEA        | O/S        | S         | –            | S        | S                 | –       |
| – Chrome (included with Chrome Appearance Group on Laramie)   | XHQ        | –          | –         | –            | P        | O                 | S       |
| <b>Trailer Tow</b> – 4-pin trailer harness plug, rear bumper (combination receptacle with 7-pin)  | XFU        | S          | S         | S            | S        | S                 | S       |
| – 7-pin trailer harness plug, rear bumper (combination receptacle with 4-pin)   | XFK        | S          | S         | S            | S        | S                 | S       |
| – Class V hitch receiver (20K 2500/23K 3500)  | XFR        | S          | S         | S            | S        | S                 | S       |
| – Mopar® Fifth-Wheel Hitch, 20K-lb (Fifth-Wheel/Gooseneck Prep Group)   | XML        | O          | O         | –            | O        | O                 | O       |
| – Mopar Fifth-Wheel Hitch, 30K-lb (3500 only; Fifth-Wheel/Gooseneck Prep Group; included with Max Tow Package)  | XNH        | O/P        | O/P       | –            | O/P      | O/P               | O/P     |
| <b>Transfer Cases (4x4 only)</b> – Manual shift-on-the-fly  | DK1        | S          | –         | S            | –        | –                 | –       |
| – Electronic shift-on-the-fly   | DK3        | O          | S         | –            | S        | S                 | S       |
| <b>Upfitter Module</b> – Upfitter Electronic Monitoring Module (VSIM)   | XXS        | O          | O         | O            | O        | O                 | O       |
| <b>Winch</b> – WARN® front electric 12,000-lb capacity (included with Power Wagon Package)  | XE5        | P          | –         | S            | –        | –                 | –       |
| <b>EXTERIOR</b>   |            |            |           |              |          |                   |         |
| <b>Bed Step, Rear, Deployable</b> – Mopar (included with Bed Utility Group)   | MDN        | P          | P         | P            | P        | O                 | O       |
| <b>Bedliner</b> – Spray-in (included with Bed Utility Group)  | XMF        | O/P        | O/P       | O/P          | O/P      | S                 | S       |
| – Spray-in Delete   | XM9        | –          | –         | –            | –        | O                 | O       |
| <b>Bumpers</b> – Painted Tradesman Black, front   | MB1        | S          | –         | –            | –        | –                 | –       |
| – Painted Tradesman Black, rear   | MBN        | S          | –         | –            | –        | –                 | –       |
| – Chrome, front (included with Chrome Appearance Group on Tradesman)  | MCT        | P          | S         | –            | S        | S                 | S       |
| – Chrome, rear (included with Chrome Appearance Group on Tradesman)   | MBF        | P          | S         | –            | S        | S                 | S       |
| – Painted Walnut, front (included with Laramie Longhorn two-tone in Walnut Brown)   | MBU        | –          | –         | –            | –        | P                 | –       |
| – Painted Walnut, rear (included with Laramie Longhorn two-tone in Walnut Brown)  | MBV        | –          | –         | –            | –        | P                 | –       |
| – Painted body-color, front (included with Sport Appearance Package and Body-Color Bumper Group)  | MBA        | –          | P         | –            | P        | –                 | P       |
| – Painted body-color, rear (included with Sport Appearance Package and Body-Color Bumper Group)   | MBC        | –          | P         | –            | P        | –                 | P       |
| – Powder-coated Black, front (Power Wagon only)   | MCS        | –          | –         | S            | –        | –                 | –       |
| – Powder-coated Black, rear (Power Wagon only)  | MB5        | –          | –         | S            | –        | –                 | –       |
| <b>CHMSL</b> – Lamp (incandescent) with cargo box illumination  | LPE        | S          | S         | S            | S        | S                 | S       |
| – LED with camera   | LPD        | –          | O/P       | O/P          | O/P      | O/P               | O/P     |
| <b>Clearance Lamps, LED</b> – Cab-mounted (optional on 2500 and 3500 SRW; included with 3500 DRW and Snow Chief Group)  | LNC        | O/P        | O/P       | S            | O/P      | O/P               | O/P     |
| – Box and rear fender-mounted (included with 3500 DRW)  | LND        | P          | P         | –            | P        | P                 | P       |

S = Standard. O = Optional. P = Part of Package. – = Not Available.

|  | SALES CODE | TRADESMAN® | BIG HORN® | POWER WAGON® | LARAMIE® | LARAMIE LONGHORN® | LIMITED |
|--|------------|------------|-----------|--------------|----------|-------------------|---------|
|  |            | 2TA        | 2TZ       | 2TP          | 2TH      | 2TK               | 2TM     |
| <b>CPOS</b>  |            |            |           |              |          |                   |         |
| <b>EXTERIOR (continued)</b>  |            |            |           |              |          |                   |         |
| <b>Fog Lamps</b> – Halogen with cornering feature (included with Power Wagon Package, ParkSense® Rear Park Assist <sup>6</sup> and H1 Group)   | LNJ        | P          | O/P       | –            | –        | –                 | –       |
| – LED with cornering feature (included with Premium Lighting Group)  | LNV        | P          | P         | S            | S        | S                 | S       |
| <b>Grilles</b> – Upper header/lower appliqué – painted Matte Black   | MM5        | S          | –         | –            | –        | –                 | –       |
| – Upper header/lower appliqué – chrome (included with Chrome Appearance Group on Tradesman)  | MNQ        | P          | S         | –            | S        | S                 | S       |
| – Upper header/lower appliqué – painted body-color (included with Sport Appearance and Night Edition Packages)   | MM6        | –          | P         | –            | P        | –                 | –       |
| – Upper header/lower appliqué – molded in color  | MMY        | –          | –         | S            | –        | –                 | –       |
| – Tradesman grille – painted Matte Black nostrils  | MFF        | S          | –         | –            | –        | –                 | –       |
| – Tradesman grille – chrome nostrils (included with Chrome Appearance Group)   | MAF        | P          | –         | –            | –        | –                 | –       |
| – Big Horn grille – chrome nostrils/Gloss Black billets  | MFH        | –          | S         | –            | –        | –                 | –       |
| – Black grille – Gloss Black nostrils/Gloss Black billets (included with Night Edition Package)  | MAK        | –          | P         | –            | P        | –                 | –       |
| – Power Wagon grille with Billet Silver Ram badge: surround, upper header and lower appliqué   | MFM        | –          | –         | S            | –        | –                 | –       |
| – Laramie grille – chrome nostrils/chrome billets  | MF1        | –          | –         | –            | S        | –                 | –       |
| – Laramie Longhorn grille  | MFZ        | –          | –         | –            | –        | S                 | –       |
| – Limited grille   | MFJ        | –          | –         | –            | –        | –                 | S       |
| <b>Headlamps/Taillamps</b> – Base quad-halogen headlamps   | LME        | S          | S         | –            | –        | –                 | –       |
| – Mid-level LED headlamps (included with Premium Lighting Group)   | LPX        | –          | P         | S            | S        | –                 | –       |
| – High-level signature LED directional headlamps   | LM6        | –          | –         | –            | –        | S                 | S       |
| – Incandescent taillamps   | LA6        | S          | S         | –            | –        | –                 | –       |
| – Premium LED taillamps (Red Opaque center; included with Premium Lighting Group and Blind Spot Monitoring <sup>9</sup> )  | LAY        | P          | P         | S            | S        | S                 | S       |
| – Automatic headlamps  | LMG        | S          | S         | S            | S        | S                 | S       |
| – Auto High-Beam Headlamp Control (included with Safety Group)   | LMS        | P          | P         | P            | P        | S                 | S       |
| <b>Lighting</b> – Pickup box (included with Bed Utility Group and RamBox® System)  | LPL        | O/P        | O/P       | O/P          | O/P      | S                 | S       |
| <b>Mirrors, Exterior</b> – 6 x 9-inch manual (Black; standard on 2500 Regular Cab only)  | GPU        | S          | –         | –            | –        | –                 | –       |
| – 6 x 9-inch power/heated (Black; standard on 2500 Tradesman Crew Cab; included with L1 Group on 2500 Tradesman Regular Cab; optional on Power Wagon; not available with X2 Group)   | GT6        | S/P        | –         | O            | –        | –                 | –       |
| – Trailer-tow, manual (Black; standard on 3500 Regular Cab only; optional on 2500 Regular Cab only)  | GPD        | S/O        | –         | –            | –        | –                 | –       |
| – Trailer-tow, power/heated/puddle/turn/running/manual-folding (Black; standard on 3500 Tradesman Crew Cab; optional on 2500 Tradesman, all cabs and requires L1 Group; included with L1 Group on 3500 Tradesman Regular Cab; not available with Blind Spot Monitoring <sup>9</sup> (XAN)) | GPG        | S/O/P      | S         | –            | –        | –                 | –       |
| – Trailer-tow, power/heated/puddle/turn/running/power-folding (Black; included with Blind Spot Monitoring <sup>9</sup> ; included with H1 Group)   | GP1        | P          | P         | S            | –        | –                 | –       |

S = Standard. O = Optional. P = Part of Package. – = Not Available.

## RAM 2500/3500 BUYER'S GUIDE

|  | SALES CODE | TRADESMAN* | BIG HORN* | POWER WAGON* | LARAMIE* | LARAMIE LONGHORN* | LIMITED |
|--|------------|------------|-----------|--------------|----------|-------------------|---------|
|  |            | 2TA        | 2TZ       | 2TP          | 2TH      | 2TK               | 2TM     |
| <b>CPOS</b>  |            |            |           |              |          |                   |         |
| <b>EXTERIOR (continued)</b>  |            |            |           |              |          |                   |         |
| - Trailer-tow, power/heated/puddle/turn/running/power-folding/chrome   | GP2        | -          | -         | -            | S        | -                 | -       |
| - Trailer-tow, power/heated/puddle/turn/running/power-folding/power-convex/trailer spotter light (Black; included with Surround-View Camera System <sup>6</sup> ; includes decorative trim ring on door switches)  | GU8        | -          | P         | -            | -        | -                 | -       |
| - Trailer-tow, power/heated/puddle/turn/running/memory/power-folding/power-convex/trailer spotter light (Black; included with X2 Group on Power Wagon; included with Night Edition/Black Appearance Packages on Laramie; included with Surround-View Camera <sup>6</sup> on Power Wagon and Laramie; included with Blind Spot Monitoring <sup>9</sup> on Laramie; included in P1 Group | GPH        | -          | -         | P            | P        | -                 | -       |
| - Trailer-tow, power/heated/puddle/turn/running/memory/power-folding/power-convex/trailer spotter light (chrome; included with Blind Spot Monitoring <sup>9</sup> and Surround-View Camera System <sup>6</sup> )   | GU9        | -          | -         | -            | P        | S                 | S       |
| <b>Paint</b> - Monotone (included with Black paint on Power Wagon)   | APA        | S          | S         | P            | S        | S                 | S       |
| - Lower two-tone   | APD        | -          | -         | S            | O        | O                 | -       |
| <b>RamBox<sup>®</sup> Cargo Management System</b> - Includes illuminated, lockable, drainable bins on both bed sides, 115-volt driver side outlet and pickup box lighting (short box only; SRW only; Tradesman requires Remote Keyless Entry; not available with low-volume paints; not available with Fifth-Wheel/Gooseneck Prep Group; not available with Box Delete)                | XB9        | O          | O         | O            | O        | O                 | S       |
| <b>Side Steps/Running Boards</b> - Running boards, power (requires P2 Group and 8.4-inch or 12-inch radio; included with R1 Group)   | MY7        | -          | -         | -            | O        | P                 | S       |
| - Side steps, tubular, chrome, cab-length (Regular Cab only)   | MRT        | O          | O         | -            | -        | -                 | -       |
| - Side steps, tubular, Black, cab-length (Regular Cab and Power Wagon only)  | MRU        | O          | O         | O            | -        | -                 | -       |
| - Side steps, flat, wheel-to-wheel, painted (Crew Cab and Mega Cab <sup>®</sup> only; single-rear-wheel applications; optional with Night Edition Package on Big Horn and Laramie (Black); included with two-tone paint on Laramie Longhorn)   | MY5        | -          | O         | -            | O        | P                 | -       |
| - Side steps, flat, wheel-to-wheel, chrome (Crew Cab and Mega Cab only; single-rear-wheel applications; standard on Laramie Longhorn; included with Monotone paint; requires Chrome Appearance Group on Tradesman)   | MR5        | O          | O         | -            | O        | S                 | -       |
| - Side steps, flat, cab-length, painted (Crew Cab and Mega Cab only; included with DRW applications; optional on SRW; optional with Night Edition Package on Laramie and Big Horn (Black); included with two-tone paint on Laramie Longhorn)   | MR4        | -          | O         | -            | O        | O/P               | -       |
| - Side steps, flat, cab-length, chrome (Crew Cab and Mega Cab only; included with DRW applications; optional on SRW; included on DRW Laramie Longhorn with Monotone paint; requires Chrome Appearance Group on Tradesman)  | MRS        | O          | O         | -            | O        | O/P               | -       |
| <b>Tailgate</b> - Locking  | XJJ        | S          | S         | S            | S        | S                 | S       |
| - Damped (included with H2 Group)  | MWD        | -          | P         | S            | S        | S                 | S       |
| - Remote tailgate release (included with X1 and P1 Groups)   | JKR        | -          | -         | P            | P        | S                 | S       |

S = Standard. O = Optional. P = Part of Package. - = Not Available.

|  | SALES CODE | TRADESMAN* | BIG HORN* | POWER WAGON* | LARAMIE* | LARAMIE LONGHORN* | LIMITED |
|--|------------|------------|-----------|--------------|----------|-------------------|---------|
|  |            | 2TA        | 2TZ       | 2TP          | 2TH      | 2TK               | 2TM     |
| <b>CPOS</b>  |            |            |           |              |          |                   |         |
| <b>EXTERIOR (continued)</b>  |            |            |           |              |          |                   |         |
| <b>Tie-Downs</b> - Lower, fixed, boat-style (four)   | -          | S          | S         | S            | S        | S                 | S       |
| - Upper, adjustable (four; included with RamBox Utility Group)   | CL2        | P          | P         | P            | P        | P                 | P       |
| <b>Tonneau Cover</b> - Soft tri-fold (requires pickup box lighting)  | CS7        | O          | O         | O            | O        | O                 | O       |
| <b>Wheel Flares</b> - Black, Power Wagon design (included with Power Wagon Package on Tradesman)   | MMZ        | P          | -         | S            | -        | -                 | -       |
| - Painted body-color   | MML        | -          | -         | -            | S        | S                 | S       |
| - Painted accent-color (included with lower two-tone paint)  | MMJ        | -          | -         | -            | P        | P                 | -       |
| <b>Windshield Wipers</b> - Variable/intermittent   | JHA        | S          | S         | S            | S        | S                 | S       |
| - Rain-sensitive (included with X2, P1 and Safety Groups)  | JHC        | P          | P         | P            | P        | S                 | S       |
| <b>INTERIOR</b>  |            |            |           |              |          |                   |         |
| <b>Air Conditioning</b> - Manual temperature control (MTC); Base   | HAA        | S          | S         | S            | -        | -                 | -       |
| - Automatic Temperature Control (ATC) with Dual-Zone (included with H2 and X2 Groups; included with 8.4-inch and 12-inch radios on 2TZ, 2TY and 2TP; not available with Regular Cab)   | HAF        | -          | P         | P            | S        | S                 | S       |
| <b>Auxiliary Switches</b> - Instrument panel-mounted   | LHL        | O          | O         | -            | O        | O                 | O       |
| <b>Consoles and Storage</b> - Storage, floor-mounted tray (included only with bench seat; included with manual transfer case; "L"-shaped version surrounding T-case handle; included with bench seat on Crew Cab and Mega Cab 4x2 and 4x4 with electronic T-case; small storage tray; no tray included on Regular Cab 4x2 or 4x4 with e-Transfer case) | CUY        | P          | P         | S            | P        | -                 | -       |
| - Full-size floor console (included with bucket seats)   | CUP        | -          | P         | -            | P        | -                 | -       |
| - Full-size floor console - premium (included with bucket seats)   | CVT        | -          | -         | -            | -        | P                 | P       |
| - Lower instrument-panel drawer (not available with center console)  | CW8        | -          | S         | -            | S        | -                 | -       |
| - Storage, behind-seat (Regular Cab and Mega Cab)  | CU3        | S          | S         | -            | S        | S                 | S       |
| - Storage, rear underseat compartment (Crew Cab only)  | CUE        | S          | S         | S            | S        | S                 | S       |
| - Fold-flat load floor (Crew Cab only) with underseat storage (included with *M9 seats and above)  | CVN        | -          | P         | P            | P        | P                 | P       |
| - Storage, in-floor boxes, rear (Crew Cab only; included with H1, X1 and P1 Groups)  | CB9        | -          | P         | P            | P        | S                 | S       |
| - Close-out panel, in-floor storage (Crew Cab only)  | CUH        | S          | S         | S            | S        | -                 | -       |
| - Storage, front center-seat cushion (included with *VI, *M9, *S9 and *ZL seats; included with CD player on Tradesman *TX and *V9 seats; optional CD player included in this location)   | CVH        | P          | P         | P            | P        | -                 | -       |
| - Overhead console (incandescent lighting; included with L1 Group on Regular Cab)  | CUN        | P/S        | S         | S            | -        | -                 | -       |
| - Overhead console (LED lighting; included with X2 Group)  | CUS        | -          | -         | P            | S        | S                 | S       |
| <b>Door Locks</b> - Manual (Regular Cab only)  | JEB        | S          | -         | -            | -        | -                 | -       |
| - Powered and speed-sensitive (included with L1 Group on Tradesman Regular Cab; standard on Crew Cab)  | JPH        | P/S        | S         | S            | S        | S                 | S       |
| - Remote Keyless Entry (included with L1 Group; requires power locks; deletes manual lock cylinder from passenger side on 2TA)   | GXM        | P          | S         | S            | S        | S                 | S       |
| - Remote proximity (passive) keyless entry (included with X2 Group)  | GXD        | -          | -         | P            | S        | S                 | S       |

S = Standard. O = Optional. P = Part of Package. - = Not Available.

## RAM 2500/3500 BUYER'S GUIDE

|   | SALES CODE | TRADESMAN* | BIG HORN* | POWER WAGON* | LARAMIE* | LARAMIE LONGHORN* | LIMITED |
|---|------------|------------|-----------|--------------|----------|-------------------|---------|
|   |            | 2TA        | 2TZ       | 2TP          | 2TH      | 2TK               | 2TM     |
| <b>CPOS</b>   |            |            |           |              |          |                   |         |
| <b>INTERIOR (continued)</b>   |            |            |           |              |          |                   |         |
| <b>Instrument Cluster, Display</b> – 3.5-inch Driver Information Display  | JAE        | S          | S         | –            | –        | –                 | –       |
| – 3.5-inch Driver Information Display, color (included with H1 Group)   | JAK        | –          | P         | –            | –        | –                 | –       |
| – 7-inch Driver Information Display, color (included with Safety Group on Tradesman and Base Big Horn; included with H2 Group)  | JAL        | P          | P         | S            | S        | S                 | S       |
| <b>Key, Remote Start</b> <sup>10</sup> – Key fob-activated (included with H2 and X1 Groups)   | XBM        | –          | O/P       | O/P          | S        | S                 | S       |
| <b>Memory</b> – Radio presets/driver seat/exterior mirrors/power-adjustable pedals (included with X2 and P1 Groups)   | LEV        | –          | –         | P            | P        | S                 | S       |
| <b>Pedals</b> – Non-adjustable  | XAB        | S          | S         | S            | –        | –                 | –       |
| – Power-adjustable (included with H1 and X1 Groups)   | XAP        | –          | P         | P            | S        | –                 | –       |
| – Power-adjustable with memory (included with X2 and P1 Groups)   | XAM        | –          | –         | P            | P        | S                 | S       |
| <b>Speed Control</b> – Cruise control   | NHM        | S          | S         | S            | S        | S                 | S       |
| – Adaptive Cruise Control with Stop <sup>7</sup> (included with Safety and M1 Groups)   | NH3        | P          | P         | P            | P        | P                 | P       |
| <b>Steering Wheels</b> – Urethane   | SCF        | S          | S         | –            | –        | –                 | –       |
| – Leather-wrapped (included with H1 and Safety Groups)  | SCV        | P          | P         | –            | S        | –                 | –       |
| – Leather-wrapped, perforated with Gray stitching   | SCB        | –          | –         | S            | –        | –                 | –       |
| – Leather-wrapped with real wood  | SCW        | –          | –         | –            | S        | S                 | –       |
| – Audio controls (included with leather-wrapped steering wheels)  | RDZ        | P          | P         | S            | S        | S                 | S       |
| – Heated (included with H2, X1 or Comfort Groups)   | NHS        | –          | P         | P            | S        | S                 | S       |
| <b>Sunroof</b> (not available with Regular Cab; requires H2, X2 and P1 Groups)  | GWA        | –          | O         | O            | O        | O                 | O       |
| <b>Universal Garage Door Opener in Visor</b> (included with H1 and X1 Groups)   | XGD        | –          | P         | P            | S        | S                 | S       |
| <b>Windows</b> – Manual (Regular Cab only)  | JF8        | S          | –         | –            | –        | –                 | –       |
| – Power, front one-touch down (Regular Cab; included with L1 Group)   | JPY        | P          | S         | –            | –        | –                 | –       |
| – Power, front one-touch up/down (Crew Cab and Mega Cab <sup>®</sup> )  | JP3        | S          | S         | S            | S        | S                 | S       |
| – Rear, fixed   | GJD        | S          | S         | –            | –        | –                 | –       |
| – Rear, manual-sliding (Regular Cab only; included with L2 and H1 Groups)   | GFD        | O/P        | O/P       | –            | –        | –                 | –       |
| – Rear, power-sliding (Crew Cab and Mega Cab only; paired with defrost; included with L2 and H2 Groups)   | GFE        | P          | P         | S            | S        | S                 | S       |
| – Rear window defroster (included with L2 and H2 Groups; paired with power-sliding rear window; optional with fixed rear glass on Tradesman and Big Horn)                                     | GFA        | O/P        | O/P       | S            | S        | S                 | S       |
| <b>UCONNECT® MULTIMEDIA</b>   |            |            |           |              |          |                   |         |
| <b>Uconnect Voice Command</b> – With Bluetooth <sup>®</sup>   | XRB        | S          | S         | S            | S        | S                 | S       |
| <b>Compass</b> – Compass and temperature display (in radio)   | JFJ        | S          | S         | S            | S        | S                 | S       |
| – GPS antenna input on radio (included with all radios)   | JLP        | P          | P         | P            | P        | P                 | P       |
| <b>Connectivity, Radio</b> – Auxiliary input, headphone jack  | –          | S          | S         | S            | S        | S                 | S       |
| – Front Media Hub (one fully functional USB, one charging-only USB and one auxiliary input; each USB connection is a Type-A/C USB pair)   | RSF        | S          | S         | S            | S        | S                 | S       |
| – Single-remote USB port – Charging-only (center armrest, Type-A)   | RS3        | S          | S         | S            | S        | S                 | S       |
| – Dual-remote USB Media Hub (one fully functional USB; and one charging-only USB; each USB connection is a Type-A/C USB pair; included with H2 and X2 Groups; not available with Regular Cab) | RS4        | –          | P         | P            | S        | S                 | S       |

S = Standard. O = Optional. P = Part of Package. – = Not Available.

|   | SALES CODE | TRADESMAN* | BIG HORN* | POWER WAGON* | LARAMIE* | LARAMIE LONGHORN* | LIMITED |
|---|------------|------------|-----------|--------------|----------|-------------------|---------|
|   |            | 2TA        | 2TZ       | 2TP          | 2TH      | 2TK               | 2TM     |
| <b>CPOS</b>   |            |            |           |              |          |                   |         |
| <b>UCONNECT® MULTIMEDIA (continued)</b>   |            |            |           |              |          |                   |         |
| – Dual-remote USB Media Hub – Charging-only (two rear-seat-facing Type-A USB with charging-only connection points; included with X2 Group and P2 Group with *VL bench seat) | RS2        | –          | –         | P            | P        | –                 | –       |
| – USB host flip (included with 8.4-inch and 12-inch radios)   | RF7        | –          | P         | S            | S        | S                 | S       |
| – Wireless charging pad (requires bucket seats and CD player; included with P2 and R1 Groups)   | RFX        | –          | –         | –            | P        | P                 | S       |
| – Apple CarPlay <sup>®17</sup> (included with 8.4-inch and 12-inch radios)  | RFP        | –          | P         | S            | S        | S                 | S       |
| – Android Auto <sup>™18</sup> (included with 8.4-inch and 12-inch radios)   | RF5        | –          | P         | S            | S        | S                 | S       |
| <b>Media Player</b> – CD player, single-disc (included with X1 and P1 Groups and wireless charging pad)   | RH1        | O          | O         | P            | P        | S                 | S       |
| <b>Power</b> – 12-volt DC auxiliary power point   | JJJ        | S          | S         | S            | S        | S                 | S       |
| – Front 115-volt 400-watt outlet (3-prong; requires L1 Group; included with H2 Group)   | JKV        | O          | O/P       | S            | S        | S                 | S       |
| – Rear 115-volt 400-watt outlet (3-prong; included with H2 and X2 Groups)   | JJN        | –          | P         | P            | S        | S                 | S       |
| – RamBox <sup>®</sup> 115-volt 400-watt outlet (3-prong), driver side (included with RamBox System)   | JKV        | P          | P         | P            | P        | P                 | S       |
| – 400-watt inverter (included with JKV 115-volt outlet or RamBox System)  | XHR        | P          | P         | S            | S        | S                 | S       |
| – Accessory delay   | –          | S          | S         | S            | S        | S                 | S       |
| <b>Radios</b> – Uconnect 3 with 5-inch touchscreen display  | UAA        | S          | S         | –            | –        | –                 | –       |
| – Uconnect 4 with 8.4-inch touchscreen display (optional with L1 Group on Tradesman; included with H1 Group)  | UAM        | O          | O/P       | S            | S        | –                 | –       |
| – Uconnect 4 NAV with 8.4-inch touchscreen display (requires H1 and X1 Groups; included with P2 Group; not available with Regular Cab)                                      | UAV        | –          | O         | O            | O/P      | S                 | –       |
| – Uconnect 4 NAV with 12-inch touchscreen display (requires X2 and P1 Groups; included with R1 and M1 Groups; late availability on Big Horn)                                | UAX        | –          | O         | O            | O        | O/P               | S       |
| <b>SiriusXM<sup>®</sup> Radio</b> <sup>11</sup> (included with L2 and H1 Groups)  | RSD        | P          | P         | S            | S        | S                 | S       |
| <b>SiriusXM Traffic Plus</b> <sup>11</sup> (included with 8.4-inch NAV or 12-inch NAV radios)   | RTB        | –          | P         | P            | P        | S                 | S       |
| <b>SiriusXM Travel Link</b> <sup>11,16</sup> (included with 8.4-inch NAV or 12-inch NAV radios)   | RSM        | –          | P         | P            | P        | S                 | S       |
| <b>SiriusXM Guardian</b> <sup>™14</sup> SOS/Assist/Cell Connection (included with 8.4-inch NAV or 12-inch NAV radios)   | RSK        | –          | P         | P            | P        | S                 | S       |
| <b>SiriusXM 360L</b> <sup>11</sup> (included with 12-inch radio)  | RTU        | –          | P         | P            | P        | P                 | P       |
| <b>Speaker Systems, Audio</b> – Base 4-speaker system (standard on Regular Cab Tradesman only)  | RCD        | S          | –         | –            | –        | –                 | –       |
| – Base 6-speaker system (standard on Crew Cab and Mega Cab)   | RCG        | S/O        | S         | S            | –        | –                 | –       |
| – Premium 7-speaker system, with center instrument-panel speaker and amplifier (Regular Cab only)   | RCK        | –          | O         | –            | –        | –                 | –       |
| – Premium 10-speaker Surround Sound system (Crew Cab and Mega Cab; nine amplified speakers and one subwoofer; included with X2 Group; requires H1 Group)                    | RC3        | –          | O         | O/P          | S        | S                 | S       |
| – Premium 17-speaker Surround Sound system (Crew Cab and Mega Cab; requires X2 Group; included with P2, R1 and M1 Groups)   | RCA        | –          | –         | O            | P        | P                 | P       |

S = Standard. O = Optional. P = Part of Package. – = Not Available.

## RAM 2500/3500 BUYER'S GUIDE

|   | SALES CODE | TRADESMAN® | BIG HORN® | POWER WAGON® | LARAMIE® | LARAMIE LONGHORN® | LIMITED |
|---|------------|------------|-----------|--------------|----------|-------------------|---------|
|   |            | 2TA        | 2TZ       | 2TP          | 2TH      | 2TK               | 2TM     |
| <b>CPOS</b>   |            |            |           |              |          |                   |         |
| <b>UCONNECT® MULTIMEDIA (continued)</b>   |            |            |           |              |          |                   |         |
| <b>Active Noise Control System</b> (includes ATMM on gas engine only; included with 6.4L gas engine, not available with Regular Cab; included with 6.7L diesel engines, Crew Cab and Mega Cab®; included with L1 Group on Regular Cab only)   | JLW        | P          | P         | P            | P        | P                 | P       |
| <b>TIRES</b>  |            |            |           |              |          |                   |         |
| <b>Tires</b> – 2500 – LT245/70R17E BSW Firestone® Transforce HT All-Season (2500 only)  | TWD        | S          | –         | –            | –        | –                 | –       |
| – LT285/70R17D OWL Goodyear® Wrangler DuraTrac® All-Terrain (included with Power Wagon Package)   | TW2        | P          | –         | S            | –        | –                 | –       |
| <b>2500 and 3500 Single Rear Wheel</b> – LT275/70R18E BSW Firestone Transforce HT All-Season (included with Chrome Appearance Group on Tradesman with 18-inch steel wheel)  | TCN        | P          | S         | –            | S        | S                 | –       |
| – LT275/70R18E OWL Firestone Transforce AT On-/Off-Road (included with Snow Chief Group; Off-Road Group if 18-inch wheels)  | TCP        | O/P        | O/P       | –            | O/P      | O/P               | O/P     |
| – LT285/60R20E OWL Firestone Transforce AT On-/Off-Road (included with 20-inch wheels; not available with Regular Cab)  | TEA        | –          | P         | –            | P        | P                 | S       |
| <b>3500 Dual Rear Wheel</b> – LT235/80R17E BSW All-Season Nexen Roadian HTX   | TV2        | S          | S         | –            | S        | S                 | S       |
| – LT235/80R17E OWL On-/Off-Road Nexen Roadian   | TV3        | O          | O         | –            | O        | O                 | O       |
| <b>Tires, Spare</b> – Full-size, matching   | TBB        | S          | S         | S            | S        | S                 | S       |
| – Full-size, delete (included with Box Delete)  | TBF        | P          | P         | –            | S        | S                 | S       |
| – Full-size, add (requires Box Delete)  | TBE        | O          | O         | –            | –        | –                 | –       |
| – Carrier   | TBM        | S          | S         | S            | S        | S                 | S       |
| <b>SAFETY, SECURITY &amp; CONVENIENCE</b>   |            |            |           |              |          |                   |         |
| <b>Air Bags</b> <sup>22</sup> – Advanced multistage front   | CG3        | S          | S         | S            | S        | S                 | S       |
| – Supplemental side-curtain   | CGS        | S          | S         | S            | S        | S                 | S       |
| – Supplemental side-seat  | CJ1        | S          | S         | S            | S        | S                 | S       |
| <b>Cameras</b> – ParkView® Rear Back-Up Camera <sup>6</sup> (not available with Surround-View Camera System <sup>6</sup> )  | XAC        | S          | S         | S            | S        | S                 | S       |
| – Surround-View Camera System <sup>6</sup> (includes dynamic front tire lines on Power Wagon only; included with Towing Technology and M1 Groups; requires Blind Spot Monitoring <sup>9</sup> and Cargo-View Camera <sup>6</sup> ; not available with Pickup Box Delete or Regular Cab)   | XAK        | –          | P         | P            | P        | P                 | P       |
| – Cargo-View Camera <sup>6</sup> with LED CHMSL and Cargo Box Illumination (includes dynamic centerline with Surround-View Camera System <sup>6</sup> ; requires 8.4-inch or 12-inch radio and H1 Group on Big Horn; not available with incandescent CHMSL lamp; not available with Regular Cab; included with Max Tow Package and Towing Technology Group) | LPD        | –          | O/P       | O/P          | O/P      | O/P               | O/P     |
| – Auxiliary (Trailer) Camera Prep [late availability] provides in-cab wiring, camera HDMI in radio, 7-/12-pin rear bumper connector, and/or 7-/12-pin pickup bed connector (included with Fifth-Wheel/Gooseneck Prep Group; auxiliary camera available separately as Mopar® accessory)  | XFQ        | O          | O         | O            | O        | O                 | –       |

S = Standard. O = Optional. P = Part of Package. – = Not Available.

|   | SALES CODE | TRADESMAN® | BIG HORN® | POWER WAGON® | LARAMIE® | LARAMIE LONGHORN® | LIMITED |
|---|------------|------------|-----------|--------------|----------|-------------------|---------|
|   |            | 2TA        | 2TZ       | 2TP          | 2TH      | 2TK               | 2TM     |
| <b>CPOS</b>   |            |            |           |              |          |                   |         |
| <b>SAFETY, SECURITY &amp; CONVENIENCE (continued)</b>   |            |            |           |              |          |                   |         |
| – Auxiliary (Trailer) Camera System, wired (late availability; Mopar accessory available at dealer; requires 8.4-inch or 12-inch radio, Auxiliary Camera Prep and H1 Group; single-camera compatibility; not available with CHMSL Camera without Surround-View Camera System <sup>6</sup> ) | –          | –          | O         | O            | O        | O                 | O       |
| <b>FEATURES, SAFETY &amp; SECURITY</b>  |            |            |           |              |          |                   |         |
| <b>Blind Spot Monitoring<sup>9</sup> with Rear Cross-Path Detection<sup>9</sup></b> (included with Safety Group, P1 Group on Laramie, R1 Group on Laramie Longhorn, Surround-View Camera System <sup>6</sup> and Towing Technology Group)   | XAN        | P          | O/P       | O/P          | O/P      | O/P               | S       |
| <b>Full-Speed Forward Collision Warning Plus<sup>9</sup></b> – With Auto Emergency Braking (included with Safety and M1 Groups)   | LSU        | P          | P         | P            | P        | P                 | P       |
| <b>Trailer Reverse Guidance<sup>6</sup></b> – Included with Surround-View Camera System <sup>6</sup>  | XPU        | –          | P         | P            | P        | P                 | P       |
| <b>Adaptive Cruise Control with Stop<sup>7</sup></b> (included with Safety and M1 Groups)   | NH3        | P          | P         | P            | P        | P                 | P       |
| <b>Hill Descent Control</b> (included with Off-Road Group)  | BNH        | P          | P         | S            | P        | P                 | P       |
| <b>Back-Up Alarm</b> – Audible alarm when vehicle is in Reverse   | XAW        | O          | O         | O            | O        | O                 | O       |
| <b>DOT Safety Kit</b> (included with Max Tow Package)   | ACL        | O/P        | O/P       | O            | O/P      | O/P               | O/P     |
| <b>Parking Sensors</b> – ParkSense® Rear Park Assist <sup>6</sup>   | XAA        | O          | O         | –            | –        | –                 | –       |
| – ParkSense Front and Rear Park Assist <sup>6</sup> (included with H2 Group)  | XAG        | –          | O/P       | S            | S        | S                 | S       |
| <b>Restraints</b> – Front, height-adjustable three-point seat belts (outboard positions only)   | CGD        | S          | S         | S            | S        | S                 | S       |
| <b>LATCH</b> – Child Seat Anchor System   | CGU        | S          | S         | S            | S        | S                 | S       |
| <b>Security</b> – Sentry Key® Theft Deterrent System – Engine immobilizer   | GXX        | S          | S         | S            | S        | S                 | S       |
| – Security alarm (included with H2 and X2 Groups)   | LSA        | –          | O/P       | O/P          | S        | S                 | S       |
| <b>Tire Pressure Monitor</b> – Tire Pressure Monitoring System (TPMS), cluster display (2500 only)  | XGM        | S          | S         | S            | S        | S                 | S       |
| – Tire Pressure Information system, cluster display (3500 only)   | XBT        | S          | S         | –            | S        | S                 | S       |
| – Selectable Tire Fill Alert (STFA) (included with 8.4-inch or 12-inch radios)  | LA5        | –          | P         | P            | S        | S                 | S       |
| – Tire Fill Alert   | LAW        | S          | S         | S            | S        | S                 | S       |
| <b>Trailer Brake Controller</b> – Electronic trailer brake controller (ITBM; included with Max Tow Package)   | XHC        | O/P        | S         | S            | S        | S                 | S       |

S = Standard. O = Optional. P = Part of Package. – = Not Available.

## RAM 2500/3500 BUYER'S GUIDE

|  | SALES CODE | TRADESMAN* | BIG HORN* | POWER WAGON* | LARAMIE* | LARAMIE LONGHORN* | LIMITED |
|--|------------|------------|-----------|--------------|----------|-------------------|---------|
|  |            | 2TA        | 2TZ       | 2TP          | 2TH      | 2TK               | 2TM     |
| <b>CPOS</b>  |            |            |           |              |          |                   |         |
| <b>EQUIPMENT GROUPS</b>  |            |            |           |              |          |                   |         |
| <b>Tradesman Level 1 Equipment Group (L1)</b> – Includes overhead console, incandescent lighting (Regular Cab only), one-touch down power windows (Regular Cab only), speed-sensitive power door locks (Regular Cab only), premium vinyl door trim (Regular Cab only), 6 x 9-inch power/heated mirrors (Black; 2500 Regular Cab only), trailer-tow mirrors, power/heated/puddle/turn/manual-folding mirrors (Black; 3500 Regular Cab only), Remote Keyless Entry and satin chrome, polished interior door handle   | A61        | 0          | -         | -            | -        | -                 | -       |
| <b>Tradesman Level 2 Equipment Group (L2)</b> – Includes L1 Group, *V9 cloth seats, carpet floor covering, front (Regular Cab) and rear (Crew Cab) carpeted floor mats, manual-sliding rear window (Regular Cab only), power-sliding rear window (Crew Cab), rear window defroster (Crew Cab only) and SiriusXM® Radio <sup>11</sup>   | A6B        | 0          | -         | -            | -        | -                 | -       |
| <b>Big Horn Level 1 Equipment Group (H1)</b> – Includes 18-inch polished cast-aluminum wheels (single rear wheel only), halogen fog lamps, Black power/heated/puddle/turn/power-folding exterior mirrors, *M9 premium cloth seats, Uconnect® 8.4-inch touchscreen display (AM/FM/SAT/Bluetooth®), SiriusXM Radio <sup>11</sup> leather-wrapped steering wheel with audio controls, cluster display, 3.5-inch Driver Information Display, color, interior mirror, rearview, auto dim, visor, driver and passenger side, with illuminated vanity mirror, Universal Garage Door Opener in visor, switchable dome lamp, footwell lighting, upper closed glove box with painted door and Big Horn badge, lighting, glove boxes, power-adjustable pedals, storage, rear in-floor boxes (Crew Cab only), fold-flat load floor (Crew Cab only), manual-sliding rear window (Regular Cab only) and foam bottle inserts (front doors only) | A62        | -          | 0         | -            | -        | -                 | -       |
| <b>Level 2 Equipment Group (H2)</b> – Includes H1 Group, 7-inch Driver Information Display, color cluster display, key fob-activated Remote Start <sup>10</sup> security alarm, ParkSense® Front and Rear Park Assist System <sup>6</sup> (six rear sensors with DRW), heated front seats, heated steering wheel, Dual-Zone automatic temperature control (not available with Regular Cab), power-sliding rear window (Crew Cab and Mega Cab® only), rear window defroster (Crew Cab and Mega Cab only), dual remote USB ports (charge only; not available with Regular Cab), 115-volt 400-watt AC power outlets (front, rear; rear not available with Regular Cab) and damped tailgate  | A63        | -          | 0         | -            | -        | -                 | -       |
| <b>Power Wagon Level 1 Equipment Group (X1)</b> – Includes single-disc CD player, key fob-activated Remote Start <sup>10</sup> power-adjustable pedals, perforated leather steering wheel with audio controls/Gray stitching/heat, heated front seats, storage, rear in-floor boxes (Crew Cab only), Universal Garage Door Opener in visor, driver and passenger-side, with illuminated vanity mirror, foam bottle inserts (front doors only) and power release tailgate   | A64        | -          | -         | 0            | -        | -                 | -       |

S = Standard. 0 = Optional. P = Part of Package. - = Not Available.

|  | SALES CODE | TRADESMAN* | BIG HORN* | POWER WAGON* | LARAMIE* | LARAMIE LONGHORN* | LIMITED |
|--|------------|------------|-----------|--------------|----------|-------------------|---------|
|  |            | 2TA        | 2TZ       | 2TP          | 2TH      | 2TK               | 2TM     |
| <b>CPOS</b>  |            |            |           |              |          |                   |         |
| <b>EQUIPMENT GROUPS (continued)</b>  |            |            |           |              |          |                   |         |
| <b>Power Wagon Level 2 Equipment Group (X2)</b> – Includes X1 Group, *ZL leather-trimmed seats, premium audio (nine speakers and one subwoofer), power/heated/puddle/turn/memory/power-folding/power-convex/trailer spotter light (Black), trailer-tow mirrors, power-adjustable pedals with memory, memory for radio/driver seat/mirrors/pedals, Auto High-Beam Headlamp Control, rain-sensitive wipers, LED interior accent lighting, Dual-Zone automatic temperature control, remote proximity (passive) Keyless Entry, dual-remote USB ports (charge only), 115-volt, 400-watt AC power outlet (rear) and security alarm | A65        | -          | -         | 0            | -        | -                 | -       |
| <b>Laramie Level 1 Equipment Group (P1)</b> – Includes Auto High-Beam Headlamp Control, rain-sensitive wipers, power release tailgate, storage, rear in-floor boxes (Crew Cab only), foam bottle inserts (front doors only), single-disc CD player, ventilated outboard seating positions (three adjustment levels), memory for radio/driver seat/mirrors/pedals, 6 x 9-inch power/heated (Black) mirrors, power-adjustable pedals and Blind Spot Monitoring <sup>9</sup> with Rear Cross-Path Detection <sup>6</sup>  | A66        | -          | -         | -            | 0        | -                 | -       |
| <b>Laramie Level 2 Equipment Group (P2)</b> – Includes P1 Group, heated rear seat (with three adjustment levels), dual-remote USB ports (charging-only), wireless charging pad (with bucket seats only), Uconnect® 8.4-inch touchscreen display (AM/FM/SAT/Bluetooth®/NAV/Voice) and premium 17-speaker Surround Sound system  | A67        | -          | -         | -            | 0        | -                 | -       |
| <b>Laramie Longhorn Level 1 Equipment Group (R1)</b> – Includes Blind Spot Monitoring <sup>9</sup> with Rear Cross-Path Detection <sup>6</sup> Uconnect 12-inch touchscreen display with AM/FM/BT/SXM <sup>11</sup> /NAV/HD/Cell, premium 17-speaker Surround Sound system, wireless charging pad and power running boards   | A68        | -          | -         | -            | -        | 0                 | -       |
| <b>Limited Level 1 Equipment Group (M1)</b> – Includes Surround-View Camera System <sup>5</sup> , Full-Speed Forward Collision Warning Plus <sup>5</sup> with Auto Emergency Braking, Adaptive Cruise Control with Stop, <sup>7</sup> premium 17-speaker Surround Sound system and Trailer Reverse Guidance <sup>5</sup> (included with Surround-View Camera System <sup>5</sup> )   | A69        | -          | -         | -            | -        | -                 | 0       |

S = Standard. 0 = Optional. P = Part of Package. - = Not Available.

## RAM 2500/3500 BUYER'S GUIDE

|  | SALES CODE | TRADESMAN® | BIG HORN® | POWER WAGON® | LARAMIE® | LARAMIE LONGHORN® | LIMITED |
|--|------------|------------|-----------|--------------|----------|-------------------|---------|
|  |            | 2TA        | 2TZ       | 2TP          | 2TH      | 2TK               | 2TM     |
| <b>CPOS</b>  |            |            |           |              |          |                   |         |
| <b>APPEARANCE PACKAGES</b>   |            |            |           |              |          |                   |         |
| <b>Sport Appearance Package</b> – Includes Monotone paint, body-color door handles, body-color front and rear bumpers, upper header/lower appliqué painted in body-color, interior, Black with Black headliner, Black interior accents (Piano Silverline instrument panel, door and console trim on Laramie only), ParkSense® Front and Rear Park Assist <sup>6</sup> system (six rear sensors with DRW; Big Horn only; standard on Laramie), and 17-inch polished aluminum wheels (Big Horn DRW only) | AEF        | -          | 0         | -            | 0        | -                 | -       |
| <b>Night Edition Package</b> – Includes Sport Appearance Package, tow hooks, Black 20-inch wheels (SRW only), LT285/60R20E OWL Firestone® Transforce AT On-/Off-Road tires (SRW only), Black mirrors, Black headlamp bezel, Black taillamp bezel, body-color grille, Black badges and ParkSense Front and Rear Park Assist <sup>6</sup>  | ASH        | -          | 0         | -            | 0        | -                 | -       |
| <b>Black Appearance Package</b> – Includes Sport Appearance Package, tow hooks, Black 20-inch wheels (SRW only), LT285/60R20E OWL Firestone Transforce AT On-/Off-Road tires (SRW only), Black mirrors, Black headlamp bezel, Black taillamp bezel, body-color grille, Black badges and ParkSense Front and Rear Park Assist <sup>6</sup>  | ALC        | -          | 0         | -            | 0        | -                 | -       |
| <b>Chrome Appearance Group (Tradesman)</b> – Includes chrome front and rear bumpers, chrome upper header/lower appliqué, Tradesman grille with chrome nostrils, steel chrome-clad wheels, 18 x 8-inch (single rear wheel) and steel wheel with chrome finish, 17 x 6-inch (dual rear wheel)  | AMP        | 0          | -         | -            | -        | -                 | -       |
| <b>Chrome Appearance Group (Laramie)</b> – Includes flat wheel-to-wheel side steps, chrome belt molding and chrome tow hooks   | AMP        | -          | -         | -            | 0        | -                 | -       |
| <b>Body-Color Bumper Group</b> – Includes front and rear bumpers, painted body-color (not available with two-tone Laramie Longhorn)  | ALN        | -          | -         | -            | -        | 0                 | 0       |
| <b>OPTION GROUPS</b>   |            |            |           |              |          |                   |         |
| <b>Bed Utility Group</b> – Includes pickup box lighting, spray-in bedliner and rear, deployable bed step (optional on L1, H1, X1, P1 and R1 Groups)  | ANT        | 0          | 0         | 0            | 0        | -                 | -       |
| <b>Heated Seat and Wheel Group</b> – Includes heated front seats and heated leather-wrapped steering wheel   | AGF        | -          | 0         | -            | -        | -                 | -       |
| <b>Cold Weather Group</b> – Includes block heater and winter front grille cover (diesel only)  | ADE        | 0          | 0         | -            | 0        | 0                 | 0       |
| <b>Dual Rear Wheel Group</b> – Includes rear wheelhouse liners, cab-mounted LED clearance lamps, and box- and rear-fender-mounted LED clearance lamps (3500 only; included with Max Tow Package)   | WLA        | 0/P        | 0/P       | -            | 0/P      | 0/P               | 0/P     |
| <b>Fifth-Wheel/Gooseneck Prep Group</b> – Includes bed-mounted 7-pin connector, mounting holes for Fifth-Wheel Hitch and Gooseneck Ball and mounting hole covers (included with Max Tow Package)   | AHU        | 0/P        | 0/P       | -            | 0/P      | 0/P               | 0/P     |
| <b>Max Tow Package</b> – Includes 30K Fifth-Wheel Hitch, Auto-Level Rear Air Suspension, Fifth-Wheel/Gooseneck Prep Group, Cargo-View Camera <sup>5</sup> trailer brake controller, daytime running lamps and DOT Safety Kit (3500 only; requires 6.7L High Output Cummins® diesel engine with 6-speed AISIN® transmission, 4.10 axle ratio and dual rear wheels)  | AJL        | 0          | 0         | -            | 0        | 0                 | 0       |

S = Standard. 0 = Optional. P = Part of Package. - = Not Available.

|  | SALES CODE | TRADESMAN® | BIG HORN® | POWER WAGON® | LARAMIE® | LARAMIE LONGHORN® | LIMITED |
|--|------------|------------|-----------|--------------|----------|-------------------|---------|
|  |            | 2TA        | 2TZ       | 2TP          | 2TH      | 2TK               | 2TM     |
| <b>CPOS</b>  |            |            |           |              |          |                   |         |
| <b>OPTION GROUPS (continued)</b>   |            |            |           |              |          |                   |         |
| <b>Off-Road Group</b> – Includes front/rear Bilstein® shocks, transfer case skid plate, tow hooks, Hill Descent Control, All-Terrain tires and off-road decal (2500 4x4 only)  | ARC        | 0          | 0         | -            | 0        | 0                 | 0       |
| <b>Premium Lighting Group</b> – Includes LED headlamps, LED taillamps and LED fog lamps  | AD6        | P          | P/O       | -            | -        | -                 | -       |
| <b>Protection Group</b> – Includes tow hooks and transfer case skid plate (4x4 only)   | ADB        | 0          | 0         | -            | 0        | 0                 | 0       |
| <b>Power Wagon Package</b> – Includes Ram Articulink® front suspension, front/rear Bilstein shocks, Hill Descent Control, Tru-Lok® front and rear axles, 4.10 axle ratio, tow hooks, fuel tank skid plate, transfer case skid plate, front electric winch, Black wheel flares, fog lamps, chrome front and rear bumpers, front disconnecting stabilizer bar, 17-inch aluminum Power Wagon wheel, LT285/70R17D OWL Goodyear® Wrangler DuraTrac® All-Terrain tires and rear wheel well liners (2500: gas engine; Crew Cab: 4x4 only) | ACE        | 0          | -         | -            | -        | -                 | -       |
| <b>RamBox® Utility Group</b> – Includes stowable bed divider and upper cargo rail system (optional with RamBox on L2, H1, X1, P1 and R1 Groups)  | AM8        | 0          | 0         | 0            | 0        | 0                 | S       |
| <b>Snow Plow Prep Group</b> – Includes 220-amp alternator and transfer case skid plate (4x4 only)  | AHD        | 0          | 0         | -            | 0        | 0                 | 0       |
| <b>Snow Chief Group</b> – Includes 220-amp alternator, antispin rear differential, instrument panel-mounted auxiliary switches, LED clearance lamps, LT275/70R18E OWL On-/Off-Road tires (if 18-inch wheels) and transfer case skid plate (not available with 4x2, DRW models and Night Edition Package)   | AD2        | 0          | 0         | -            | 0        | 0                 | 0       |
| <b>Safety Group</b> – Includes Blind Spot Monitoring <sup>9</sup> with Rear Cross-Path Detection <sup>5</sup> mid-level LED headlamps (Tradesman and Big Horn), premium taillamps (Tradesman and Big Horn), premium LED fog lamps (Tradesman and Big Horn), rain-sensitive wipers, Auto High-Beam Headlamp Control, Full-Speed Forward Collision Warning Plus with Auto Emergency Braking <sup>8</sup> and Adaptive Cruise Control with Stop <sup>7</sup> (requires L1 Group and Trailer Brake Controller (XHC) on Tradesman)      | AAU        | 0          | 0         | 0            | 0        | 0                 | 0       |
| <b>Towing Technology Group</b> – Includes Surround-View Camera System <sup>5</sup> Cargo-View Camera <sup>5</sup> with Dynamic Grid Lines, Trailer Reverse Guidance <sup>5</sup> trailer-tow mirror with trailer spot lamp, and Blind Spot Monitoring <sup>9</sup> with Rear Cross-Path Detection <sup>5</sup> (requires 8.4-inch or 12-inch radio; requires L1, H1, X1, P1 and R1 Equipment Groups)   | AAN        | 0          | 0         | 0            | 0        | 0                 | -       |

S = Standard. 0 = Optional. P = Part of Package. - = Not Available.

# RAM OUTFITTER

DRIVE HOME THE POINT: YOU'RE TOTALLY INTO RAM TRUCKS.

**BORN UNDER THE RAM LOGO.** Drive a pickup with total street cred—and then take it to the next level. Ram Outfitter is where you'll find the useful, the cool and the stylish—from clothing and caps to luggage and tools. Make the Ram identity part of your everyday lifestyle. It's all at [outfitter.ramtrucks.com](http://outfitter.ramtrucks.com)



1 Capability based on best-in-class towing, torque, and payload. Class based on 250/2500 and 350/3500 pickups. 2 Class based on 250/2500 and 350/3500 pickups. When properly equipped. See dealer for details. 3 Based on Ram 2500/3500 Limited/Laramie Longhorn most leather and real wood interior coverage comparison to Ford F-250/350 Platinum and GMC Sierra 2500/3500 Denali Standard Full-Size Pickup. 4 Based on the average of V10 vs New Registrations for each model year using IHS Markit Data as of July 1, 2018, for Model Years 1988 – 2018. 5 When properly equipped. See dealer for details. Always tow within the vehicle's capacity. 6 Always check entire surroundings and look before proceeding. An electronic drive aid is not a substitute for conscientious driving. Always be aware of your surroundings. 7 Adaptive Cruise Control is a driver convenience system, not a substitute for active driver involvement. The driver must remain aware of traffic conditions and be prepared to use the brakes to avoid collisions. 8 This system is an alert system for the front of the vehicle. It is not a substitute for active driver involvement. The driver must remain aware of traffic conditions and be prepared to use brakes to avoid collisions. 9 Always check visually for vehicles prior to changing lanes. 10 Check state and local laws regarding the use of remote start systems. 11 SiriusXM Radio, SiriusXM Traffic and SiriusXM Travel Link each require a subscription sold separately, or as a package, by Sirius XM Radio Inc. If you decide to continue service after your 1-year/5-year trial included with the new vehicle purchase, the subscription plan you choose will automatically renew thereafter and you will be charged according to your chosen payment method at then-current rates. Trial service is not transferable, fees and taxes apply. Please see the Customer Agreement at [www.siriusxm.com](http://www.siriusxm.com) for complete terms and how to cancel, which includes calling SiriusXM at 1-866-635-2349. All fees and programming are subject to change. Not all vehicles or devices are capable of receiving all services offered by SiriusXM. Data displays and individual product availability vary by vehicle hardware. Current information and features may not be available in all locations, or on all receivers. Weather Forecast, Current Conditions may not be available in all locations. 12 The Uconnect Phone requires a mobile phone equipped with the Bluetooth Hands-Free Profile. To check phone compatibility, please visit [www.UconnectPhone.com](http://www.UconnectPhone.com). 13 Remote Vehicle Start is not available on all vehicles. You are responsible for using remote features in accordance with any laws, rules or ordinances in effect in your vehicle's location. You must have an active subscription to SiriusXM Guardian in order to use remote services. See Terms of Service for service limitations. 14 All SiriusXM Guardian equipped vehicles come with a 12-month trial effective on the date of purchase or lease of a new vehicle. Enrollment in the trial is required to receive service. Upon expiration of the trial period, purchase of a subscription is required to continue SiriusXM Guardian. SiriusXM Guardian is available only on equipped vehicles purchased within the United States and Puerto Rico. Services can only be used where cellular coverage is available. See Uconnect and SiriusXM Guardian Terms of Service for complete service limitations. 15 Three-month/1GB trial included with the purchase or lease of a new vehicle. Upon expiration of the trial period, purchase of a subscription is required. WiFi Hotspot available through third-party subscription. Requires Internet-enabled mobile device. See dealer for details. This feature is not intended for use by the driver while the vehicle is in motion. Always drive carefully. 16 This feature does not work while the vehicle is in motion. 17 Requires compatible iPhone. See dealer for phone compatibility. Data plan rates apply. Vehicle user interface is a product of Apple. Apple CarPlay, Apple Music and Siri are trademarks of Apple Inc. iPhone is a trademark of Apple Inc., registered in the US and other countries. Apple terms of use and privacy statements apply. 18 Requires an iPhone with Siri. Certain features are not available while the vehicle is in motion. iPhone must be within active cellular range. Customer's existing iPhone data rates apply to Internet-supported features. 19 To use Android Auto on your phone screen, you'll need an Android phone running 5.0 (Lollipop) or higher and the Android Auto app. Android and Android Auto are trademarks of Google LLC. 20 Based on Ram 2500/3500 Limited/Laramie Longhorn comparison to Ford F-250/350 Platinum and GMC Sierra 2500/3500 Denali Standard Full-Size Pickup. 21 Capability based on class-exclusive Front Disconnecting Sway Bar, class-exclusive Front and Rear Axle Lockers and class-exclusive 12,000-lb WARN Winch. Full-size pickup class based on 150/1500, 250/2500 and 350/3500 pickups. 22 Always sit properly in designated seating positions with seat belts securely fastened at all times. 23 Always drive carefully, consistent with conditions. Always wear your seat belt and obey traffic laws. 24 Assumes properly equipped vehicle and 150-lb allowance for driver. Additional options, equipment, passengers and cargo weight must be subtracted. See dealer for details.

©2019 FCA US LLC. All Rights Reserved. Ram, Mopar, Big Horn, HEMI, Laramie, Laramie Longhorn, Mega Cab, ParkSense, ParkView, Power Wagon, Ram ArticulinK, the Ram's Head logo, RamBox, Sentry Key, TorqueFlite, Tradesman, Tru-Lok and Uconnect are registered trademarks, and Built to Serve is a trademark of FCA US LLC.

Bilstein is a registered trademark of August-Bilstein GmbH & Co. Harman Kardon is a registered trademark of Harman International Industries, Inc. Cummins is a registered trademark of Cummins, Inc. AISIN is a registered trademark of Aisin Seiki Co., Ltd. WARN is a registered trademark of Warn Industries, Inc. CNH, Case IH and New Holland are registered trademarks of CNH America LLC. Bluetooth is a registered trademark of Bluetooth SIG, Inc. Sirius XM Connected Vehicles Services Inc, Sirius XM, SiriusXM and SiriusXM Guardian and all related marks and logos are registered trademarks of Sirius XM Radio Inc. Facebook and logo are registered trademarks of Facebook, Inc. The Twitter logo is a service mark of Twitter, Inc. Instagram and logo are registered trademarks of Instagram, Inc. Pinterest and logo are registered trademarks of Pinterest, Inc. Goodyear and DuraTrac are registered trademarks of The Goodyear Tire & Rubber Company. MAGNETI MARELLI is a trademark of Magneti Marelli S.p.A. Firestone is a trademark of Bridgestone Brands, LLC. KONI is a trademark of Koni B.V. BIG TEX TRAILERS is a trademark and brand of Big Tex Trailer Manufacturing, Inc. Amazon Music and all related logos and motion marks are trademarks of Amazon.com, Inc. or its affiliates.

About this catalog: since the time of printing, some of the information you'll find in this catalog may have been updated. Ask your dealer for details. Some of the equipment shown or described throughout this catalog may be available at extra cost. Specifications, descriptions, illustrative materials and all competitive comparisons contained herein are as accurate as known at the time this publication was approved for printing. FCA US LLC reserves the right to discontinue models at any time or change specifications without notice or without incurring obligation. Options may be required in combination with other options. For the price of the model with the equipment you desire, or verification of specifications contained here, see your Ram dealer.

JOIN IN



Join fellow Ram enthusiasts and tell your story by posting comments, participating in discussions, and sharing your photos and videos. Join our community on Facebook, Twitter, YouTube, Pinterest and Instagram.



[blog.ramtrucks.com](http://blog.ramtrucks.com)

**RAMTRUCKS.COM**

Ram is a registered trademark of FCA US LLC.