



2017



RAM
COMMERCIAL

RAM PROMASTER

EFFICIENT BY DESIGN.



RAM PROMASTER® LINEUP. From left to right: ProMaster 3500 Cargo Van with High Roof; ProMaster 3500 Cutaway with aftermarket Utility Box Upfit; ProMaster 3500 Chassis Cab with aftermarket Cube Box Upfit; ProMaster 1500 Cargo Van with Standard Roof.

HUGE CAPABILITY, AND ENGINEERED FOR IMPRESSIVELY LOW COST OF OPERATION. Ram ProMaster.® A versatile yet supremely comfortable commercial vehicle that focuses on one of the best advantages for business today: low cost of ownership.



Equipped with a wealth of top-tier features, ProMaster Cargo Van invites countless upfit possibilities, supplying **best-in-class**^{1*} **standard cargo height, best-in-class**¹ **maximum cargo width, best-in-class**¹ **width between the wheel wells** and **best-in-class**¹ **turning diameter**[†]—due in part from the **class-exclusive**¹ **front-wheel drive**. The final touches are your choices for power. The Pentastar® V6 shines with **best-in-class**¹ **standard V6 horsepower: 280 hp** backed with 260 lb-ft of torque. If diesel is the preferred fuel, the available 3.0-liter EcoDiesel I-4 delivers 295 lb-ft of torque and is clean, economical, efficient and robust.

Here's what totally works: four distinctive models, three wheelbase lengths, two roof heights and a variety of body lengths that include extended body versions. Available Cargo Van payload capacity reaches up to 4,430 lb and towing achieves up to 5,100 lb[†] across the board. This is the one name that can literally do it all. For more, visit us at **RAMTRUCKS.COM/PROMASTER**

DRIVEN TO LOWER THE COST OF OWNERSHIP.



Properly secure all cargo.

RAM PROMASTER® DELIVERS WHAT YOU NEED. While you're counting assets, count on exceptional quality with engineering focused on reducing cost of operation. Factors that substantiate the built-in efficiency of ProMaster encompass literally every area from powertrains to front-wheel-drive engineering. Standard maintenance—like oil change intervals—are wallet-friendly: up to 18,500 miles between changes with the available 3.0L EcoDiesel I-4 and its class-exclusive¹ Dual Active Drive 6-speed clutchless manual transmission. The final touch? This powertrain delivers some of the best coverage in the business, an unsurpassed 5-Year/100,000-Mile Diesel Powertrain Limited Warranty². For more, visit us at RAMTRUCKS.COM/PROMASTER

4,430 LB OF PAYLOAD STRENGTH. WE'RE READY TO SERVE.



Properly secure all cargo.

| CARGO VAN PAYLOADS (weights given in lb) | CARGO VAN* | | | | | | WINDOWED VAN* | | |
|--|----------------------|----------------------|------------------|------------------|----------------|------------------|----------------------|------------------|----------------------|
| | 1500 | | | 2500 | | 3500 | | 2500 | 3500 |
| | 118" WB | 136" WB | | 136" WB | 159" WB | 159" WB | 159" WB, EXT. | 159" WB | 159" WB, EXT. |
| | STANDARD ROOF | STANDARD ROOF | HIGH ROOF | HIGH ROOF | | HIGH ROOF | | HIGH ROOF | HIGH ROOF |
| MAX PAYLOAD GAS ENGINE | 3,990 | 3,890 | 3,770 | 4,130 | 4,020 | 4,430 | 4,340 | 3,930 | 4,290 |
| MAX PAYLOAD DIESEL ENGINE | — | 3,620 | 3,470 | 3,840 | 3,700 | 4,120 | 4,020 | 3,610 | 3,970 |

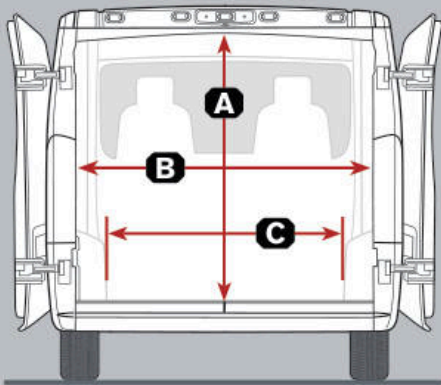
*Max payload based on body model, GVWR class. Specifications subject to change. See dealer for most up-to-date information. WB = wheelbase.

| CHASSIS CAB PAYLOADS (weights given in lb) | CHASSIS CAB† | | | CUTAWAY† | | |
|--|---------------------|------------------|--------------------------|-----------------|------------------|--------------------------|
| | 3500 | | | 3500 | | |
| | 136" WB | 159" WB | 159" WB, EXTENDED | 136" WB | 159" WB | 159" WB, EXTENDED |
| | 81.1" CA | 104.1" CA | 104.1" CA | 81.1" CA | 104.1" CA | 104.1" CA |
| MAX PAYLOAD GAS ENGINE | 5,130 | 5,130 | 5,100 | 5,190 | 5,200 | 5,150 |

†Max payload based on body model, GVWR class. Specifications subject to change. See dealer for most up-to-date information. WB = wheelbase. CA = cab-to-axle.

BY ANY MEASURE, THIS MUCH CAPABILITY TOTALLY RULES.

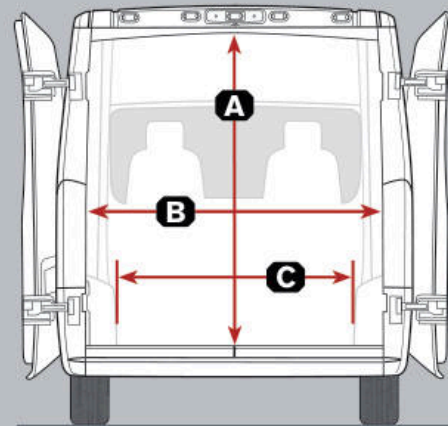
STANDARD ROOF



| | | | |
|----------|--|-------|--|
| A | INTERIOR HEIGHT¹ | 65.4" | |
| B | WIDTH AT SIDE PANEL¹ | 75.6" | |
| C | WIDTH AT WHEEL WELL¹ | 55.8" | |
| | LOAD FLOOR HEIGHT¹ | 21.0" | |
| | CARGO AREA* (MAX. CUBIC FEET) | 303.7 | |

¹Meets SAE J1100 requirements.

HIGH ROOF



| | | | |
|----------|--|-------|--|
| A | INTERIOR HEIGHT | 76.0" | |
| B | WIDTH AT SIDE PANEL¹ | 75.6" | |
| C | WIDTH AT WHEEL WELL¹ | 55.8" | |
| | LOAD FLOOR HEIGHT¹ | 21.0" | |
| | CARGO AREA* (MAX. CUBIC FEET) | 462.8 | |

¹Meets SAE J1100 requirements.



BEST-IN-CLASS WHERE IT COUNTS THE MOST. Ram ProMaster® Cargo Van stands out by delivering the top-tier capability demanded by a wide variety of commercial segments. Whether you're using this capacious space for deliveries or a mobile workshop, the **best-in-class¹ standard cargo height** assures total convenience. Opt for the available High Roof, and tall workers up to 6'3" can easily stand without stooping.

No matter what your business is, this space serves all equally. It's because we rigorously adhere to SAE J1100 protocols that compel manufacturers to measure volume and width from each wheel well inside the cargo area. This mandate is win-win all around, thanks to two more ruling features—**best-in-class¹ maximum cargo width** and **best-in-class¹ cargo width between the wheel wells**. Custom shelving can extend from inside wall to wheel-well lip; those generous cubic-foot volumes stay virtually the same.

Hauling capability and towing excellence derive from outstanding powertrains. The 3.6L Pentastar® V6 delivers **best-in-class¹ standard V6 horsepower**—exactly what's needed for confident acceleration and hauling. No matter which powertrain you choose, road manners and maneuvering—especially in smaller spaces in cities and suburbs—are assured. In fact, the 118-inch wheelbase Ram ProMaster models all give you a very street-friendly **best-in-class¹ turning diameter**.



Properly secure all cargo.

TRANSFORM YOUR VAN INTO THE IDEAL TOOLBOX.



Properly secure all cargo.

THE CAVERNOUS INTERIOR OF CARGO VAN reflects an intelligently designed space you'll make better through a wide variety of upfits and options. Why does Ram ProMaster® Cargo Van work so well? Multiple reasons. Dash-to-front-axle lengths are kept short to maximize interior volume. Side walls flirt with a practical 90 degrees, enabling easy shelf installation. Side doors (up to 49.2 inches wide) and rear doors (61.5 inches wide; up to 70.5 inches high; and opening to 260 degrees) are huge; both accommodate standard-size pallets. Three wheelbases and four workable lengths (that max out with the extended version reaching 250.5 inches) supply abundant space and a work-ready floor length. Finally, factor in two roof heights, depending on model: the Standard Roof with a 65.4-inch interior height, or the available High Roof, offering 76-inch floor-to-ceiling convenience, and which is standard on all ProMaster Windowed Van models.



BEST-IN-CLASS ASSETS ABOUND. Van models feature the **lowest load floor height in the class**¹—it's an easy-in 21 inches, with a **best-in-class**¹ cargo width between the wheel wells and a **best-in-class**¹ turning diameter: on 118-inch wheelbase models, it's a street-friendly 36.3 feet. Maneuverability and handling are exemplary. Front-wheel-drive engineering pays off by lowering the platform and eliminating the characteristic "hump" so typical of rear-wheel-drive vehicles. Loading is easy from the get-go, and the worker-friendly low step-in height dispenses with the need for an intermediate step.

AN OPEN-AND-SHUT CASE FOR PARTITIONS. This comprehensive urban package offers surprisingly large options, starting with available partitions for the interior of Cargo Van. The standard layout gives you unimpeded access to the rear from the front compartment. For the many business and industrial purposes where greater privacy or security is needed, we've engineered two solutions. Both the solid partition and the partition with sliding window are constructed of steel, and both fit flush with the flat floor, the side panel and the roof interfaces. The rear-facing side is painted White, while the cab side of the wall is covered with sound-deadening material to provide a comfortable front cabin. It's a working combination of aesthetics and functional purpose.



- ▶ No partition
- ▶ Lower side-wall panels
- ▶ Wood floor
- ▶ Rear-door windows
- ▶ Driver-side cargo door with window



- ▶ Full cab/cargo partition
- ▶ Full side-wall panels
- ▶ Wood floor
- ▶ Solid rear doors (no windows)



- ▶ Full cab/cargo partition with sliding window
- ▶ Rear-door windows
- ▶ Driver-side cargo door with window



Properly secure all cargo.



Properly secure all cargo.

CHASSIS CAB/CUTAWAY. WHERE VERSATILITY IS KEY.



THESE TOUGH RAM PROMASTER® MODELS BUILD ON LONG-ESTABLISHED STRENGTHS. The wind-tunnel-tested aerodynamic exterior is sculpted art, but the chassis that supports it is industrial-grade from the get-go. Even better: new for 2017 Ram ProMaster Chassis Cab/Cutaway models is a wider and beefier rear axle that has real-world advantages: it helps enable a robust GCWR that offers remarkable capability.

Here's where functionality works hand-in-hand with comfort and versatility. Start with a super-low frame height that's a mere 24.4 inches from the ground; it enables easy access without a step and invites minimal-angle ramp attachments—design parameters that offer nearly unlimited upfit potential. Built to the specifications of the 3500 weight class, these powerhouses come in 136- and 159-inch wheelbases, and feature a maximum 244-inch overall length. Chassis Cab and Cutaway models are rated at 9,350-lb GVWR, with towing up to 5,100 lb* across the board. Payload varies by wheelbase, but maxes out at a no-nonsense 5,200 lb. Standard suspension is a premium heavy-duty design that features a MacPherson strut front unit; it is a specifically designed suspension that includes a rear heavy-duty stabilizer bar, making Ram ProMaster an ideal choice for a custom camper. Upshot? From vocation to vacation, Ram ProMaster is ready to take it all on. Get more at RAMTRUCKS.COM/PROMASTER

Properly secure all cargo.



Illustrated to show Cutaway.

*When properly equipped. Shown with aftermarket upfit.



Properly secure all cargo.

ON COURSE FOR THE PERFECT DRIVE. EVERY TIME.

YOU VALUE COMFORT, VERSATILITY AND ROOMINESS. WELL, JOIN THE CLUB. Your municipality, business, church or family needs a roomy shuttle. Rest assured, you've come to the right place: Windowed Van. Engineered only for the 2500 and 3500 weight classes, with bodies built only on the expansive 159-inch wheelbase with the convenience of a High Roof, this Ram ProMaster® can deliver generous seating with ample cargo room. Require a Special Needs upfit? Count on the built-in flexibility to customize the interior. Looking to power ancillary devices required by ambulances, on-the-go medical clinics and Automobility uses? The available Auxiliary Power Connector is the answer. You've got the drive to employ the best. Ram ProMaster Windowed Van is the way to go.



159"
236"




159"
250.5"

A Available **PARKVIEW® REAR BACK-UP CAMERA**³ is high-mounted for optimal views. Automatically engaging in Reverse, it displays the rear scene on the optional five-inch radio screen. The on-screen grid lines enhance the ease of backing up, while the view—even with rear doors open—helps boost the safety factor. Also available: the **PARKSENSE® REAR PARK ASSIST SYSTEM**³ is activated by engaging Reverse. It operates below 8 mph, using audible warnings to alert the driver of obstacles to the rear.

B **TOP-LEVEL CARGO MANAGEMENT.** Cargo Vans offer roof strength to handle up to 330 lb, with six roof rail mounts (three per side).

C Utilizing **HIGH-PERFORMANCE BREMBO® BRAKES**, Ram ProMaster® employs a robust **FOUR-CHANNEL ANTILOCK BRAKE SYSTEM (ABS)** that features independent control and monitoring of each wheel. Our advanced version of the Electronic Stability Control (ESC)⁴ System (standard on all models) integrates ABS with a variety of full-function All-Speed Traction Control technologies. ESC⁴ helps maintain control under common adverse conditions—like wet, icy or snow-covered roads, and during tight turns and evasive maneuvers. Our ESC⁴ System is comprehensive, with a Brake-Lock Differential, Brake Assist, Hill Start Assist, Engine Drag Control, Trailer Sway Control⁴ and Electronic Roll Mitigation.



D **CARGO TIE-DOWNS.** Cargo Van models feature up to ten in-floor D-rings to help secure interior cargo, with up to 17 total side and floor tie-downs available.

E The class-exclusive¹ front-wheel drive lets us employ an ingenious rear suspension: a light yet robust beam axle/leaf spring design that's equally as tough as those found on rear-wheel-drive vehicles. Engineering that dispenses with the bothersome "hump" inherent in rear-wheel-drive vehicles gives you a load floor that's a **BEST-IN-CLASS¹ LOWEST LOAD FLOOR HEIGHT OF 21 INCHES.**

F A **SOLID BACKBONE** is a designed-in advantage to the body-frame integral (unibody) engineering. The chassis for each Ram ProMaster model is mass-optimized and tuned for ideal performance. It utilizes a strong, integrated frame structure with strategically boxed frame components and multiple crossrails and longitudinal rails—all crucially welded together.

G Depending on wheelbase length, we use up to **EIGHT STRUCTURAL CROSSMEMBERS**, giving Ram ProMaster the ladder-frame integrity that ensures proper stiffness and long-term durability.

H **CLASS-EXCLUSIVE¹ FRONT-WHEEL DRIVE (FWD).** See full story on page 13.

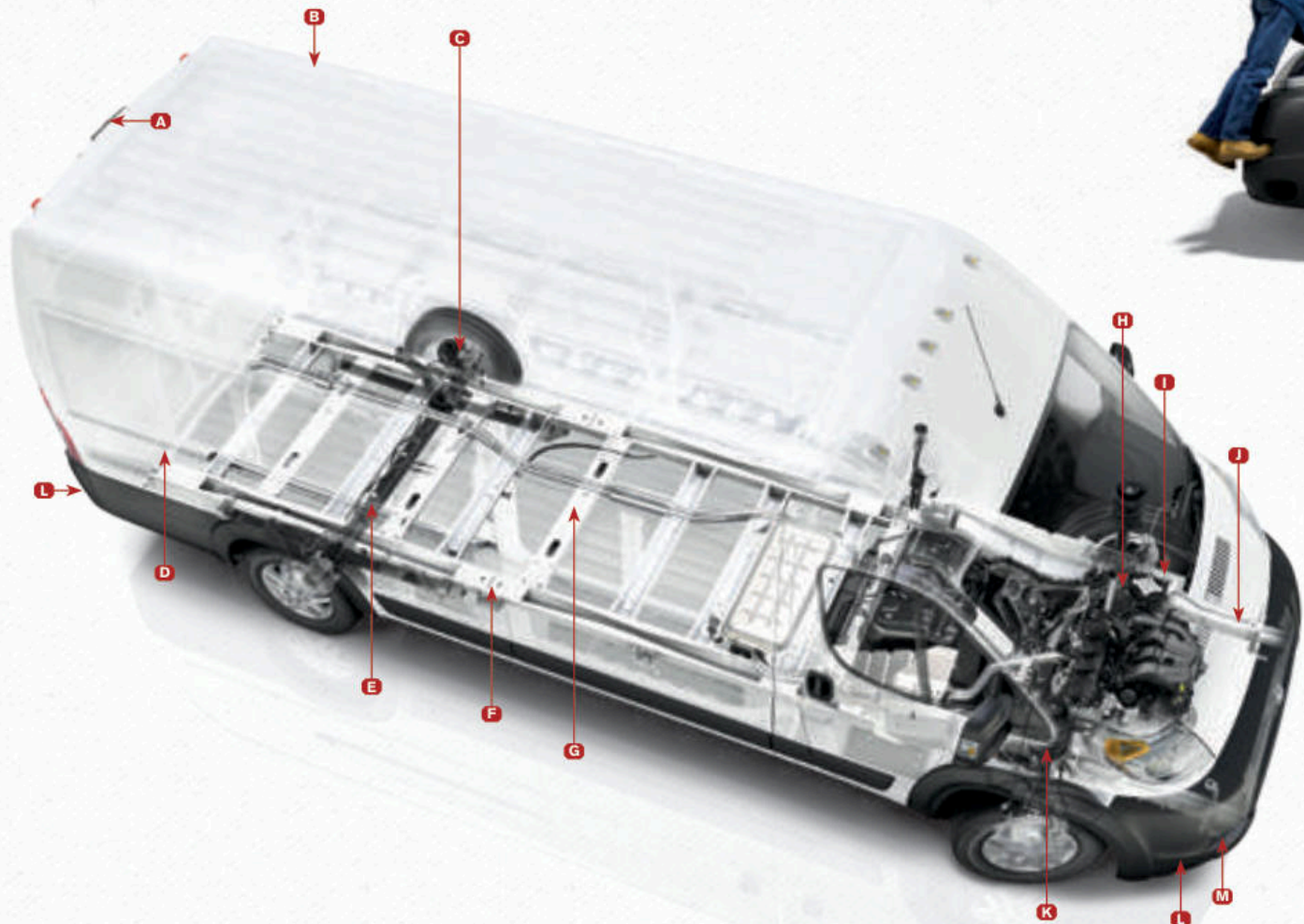
I **RACK AND PINION STEERING.** Our hydraulic-assist system uses a premium steering gear, engineered and tuned to meet long-term service. Curb-to-curb turning—even on longer wheelbase models—is impressive. The telescoping steering column is standard.

J **FRONT CRUMPLE ZONES** are engineered to absorb energy. Our goal is to create a vehicle applauded for its Safety and Security features. Ram ProMaster models were subjected to some of the most extensive crash and safety testing in the history of the company.

K In front, a **MACPHERSON STRUT** front suspension utilizes large, 62-mm twin-tube shock absorbers for solid support of cargo. This system is enhanced with GVW-tuned cast-iron control arms, which offer remarkable durability and superb ride, handling and road manners, even under heavy loads.

L **THREE PARTS, ONE SIMPLE DESIGN.** The modular three-piece rear and front ends allow higher positions for the oversized headlamps and taillamps—a design that significantly helps reduce both time and expenses for service or needed repairs.

M **TOUGH EXTERIOR ARCHITECTURE** enables long-lasting conveniences on a daily time frame. On that modular front fascia, Ram ProMaster models employ handy step-in footholds that make access to the engine compartment simple; cleaning a windshield or changing a wiper blade is fast and secure. It's one more example of how this smart commercial design specifically makes life—and work—easier.





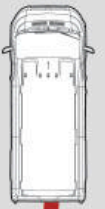
BEST-IN-CLASS¹ TURNING DIAMETER.

MANEUVERABILITY, ROAD MANNERS, HANDLING: THIS IS SO NOT YOUR FATHER'S VAN.


It was a mandate from the moment our designers sketched the first outline of Ram ProMaster[®]: create industrial-grade commercial vehicles that will stand up to both professional critiques and the toughest tasks—and then give them unprecedented performance attributes. The upshot? Exemplary capability in limited spaces. By utilizing a premium steering gear that enhances drive quality and reliability, the engineering also helps contribute to a conveniently tight turning diameter—**best-in-class¹ 36.3 feet** on our 118-inch wheelbase models. Factor in those performance-grade Brembo[®] brakes, and you've got behavior more typically associated with luxury sedans.

36.3-FT

TURNING
DIAMETER



WHEN IT COMES TO PUNISHMENT, IT'S BEEN THERE ... AND BACK. In a vehicle as sophisticated as Ram ProMaster, durability and reliability are paramount. Our focus on quality was achieved through pre- and post-production testing in conditions that ranged from the arctic-like -40°F roads of northern Sweden to the scorching 125°F heat of Nevadan deserts. No surprise: Ram ProMaster surpassed with flying colors. This tough commercial vehicle is designed to perform under ever-changing loads and widely varying climates.



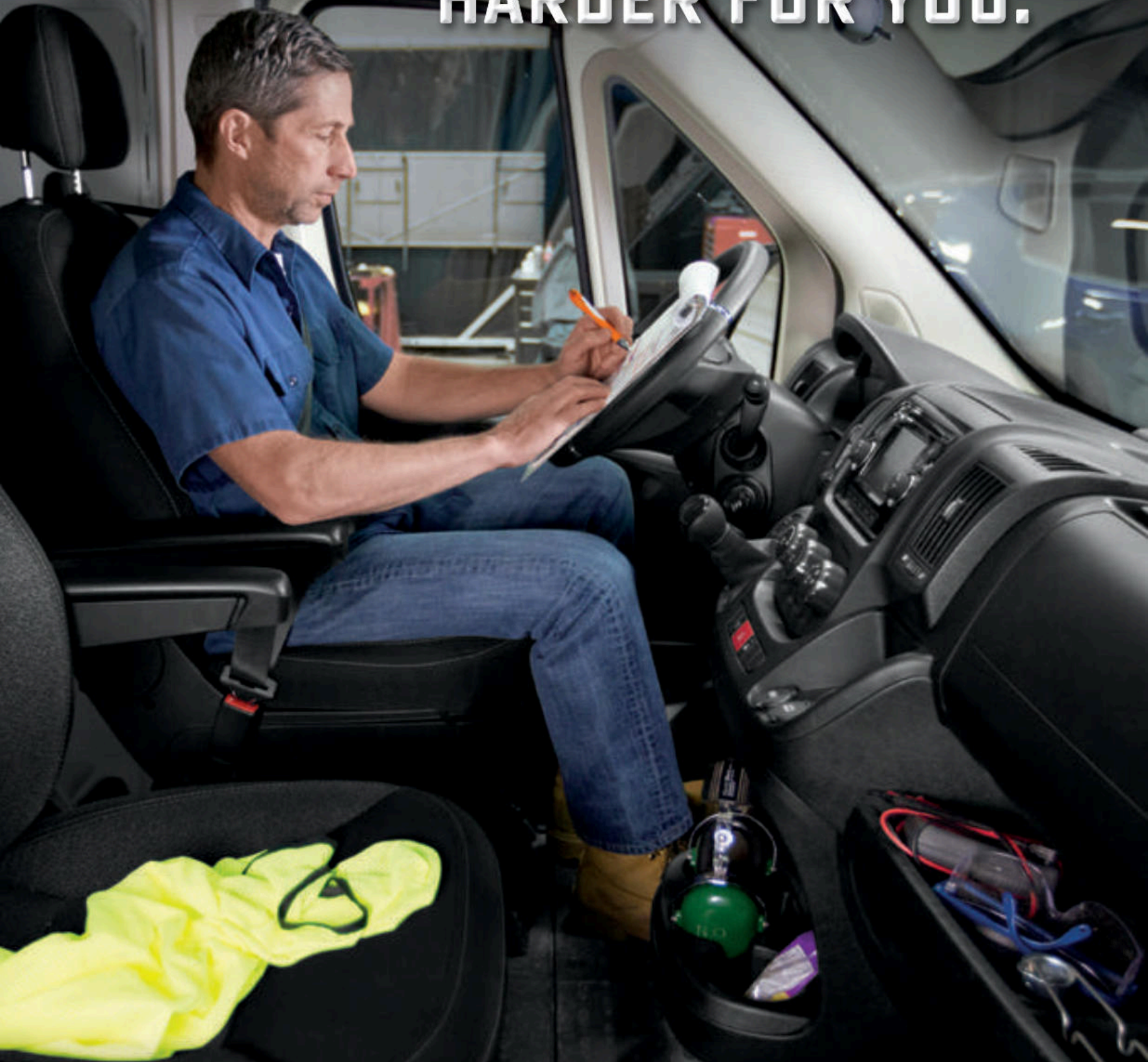
COMPLETE ROAD CONTROL.

SMART ENGINEERING FOR THE CENTER LINE. AND YOUR BOTTOM LINE.

Ram ProMaster utilizes front-wheel-drive (FWD) engineering for good reasons: FWD has consistently proven itself, offering outstanding road manners in snow and on ice, and helping lower the step-in height—a real boost in convenience when loading and unloading.

Created with every real-world strength you need to support your business, Ram ProMaster is the go-to commercial vehicle that combines nimble and agile maneuverability with total occupant comfort.

A CABIN THAT WORKS HARDER FOR YOU.



SPACIOUS, SECURE AND WORKER-FRIENDLY. WELCOME TO AN OFFICE YOU CAN LIVE WITH. From the expansive solar-glass windshield to the pallet-friendly rear doors, this interior addresses the most valuable cargo: the driver and passengers. High-positioned seats (with optional two-passenger bench seat, swivel seats and driver suspension seat) offer outstanding outward visibility, with soft-touch materials for armrest surfaces. Instrumentation is ergonomic and intuitive, with a standard telescoping steering column and easy-to-access controls. Storage is abundant: look for oversized door pockets, triple cup holders below the center stack, glove boxes with upper instrument panel storage, and an available overhead shelf system so robust, the 2.5-liter area can hold 44 lb of materials. Given all the standard features backed with a long list of options, this is how you hold the highest office.

**IN THE FOREFRONT OF
STATE-OF-THE-ART TECHNOLOGY.**



SEATING CONFIGURATIONS

BUCKET SEATS

Standard tubular-structured four-way bucket seats feature spring suspension and woven cloth. Available: six-way adjustable seats in cloth or vinyl with manual lumbar support and heated seat surfaces.

DRIVER'S SUSPENSION BUCKET SEAT

The available premium driver's suspension seat adds a pneumatic suspension and a weight/size-conformity adjustment knob.



THREE-OCCUPANT SEATING

Here, the single driver's bucket seat is joined by an integrated two-person bench seat; in-cab capability is also enhanced: the middle seatback insert folds down to become a convenient writing surface.



SWIVEL SEATING

Need to access the rear compartment with ease? Available swivel bucket seats in long-wearing cloth are the answer, with 180° inboard swivel range, 35° outboard swivel, 58° recliner and a continuous height adjuster.



WE KNOW. YOUR MOST VALUABLE CARGO might not be building materials, equipment or power tools. That's why we designed this cabin to be comprehensive, convenient and operator- and passenger-friendly. Built to meet the tough demands of the commercial sector, Ram ProMaster® takes its ergonomics and creature comforts seriously. The expansive windshield features solar-filter glass. Seats are high-positioned for superb outward visibility and driving comfort. Instrumentation is crisp and readable, with easy-to-access controls augmented with a vibrant LED-illuminated cluster with Driver Information Display.

Storage needs are critical, and in Ram ProMaster, storage is abundant, with multiple compartments in each door, huge in-door pockets, triple center-stack cup holders, an upper instrument panel bin, oversized and available lockable glove boxes ... and much more. You need your space. It's right here.

Electronics are the finishing touch. Standard on all models: AM/FM/MP3 audio system, with 2.5-amp fast-charging USB port and 12-volt power outlet. Also available are auxiliary switches to accommodate upfits and ancillary electronics. Telematics culminate in one of the best systems in the market: the multifaceted Uconnect® delivers key information and access to entertainment features, further separating 2017 Ram ProMaster from the pack.



OUR SMARTEST CALL WAS TO STUDY THE SMARTPHONE. Today's smartphones go far beyond merely making phone calls. Our colleagues at Uconnect applied the same concept to the radio. More than a receiver or MP3 player, Uconnect offers the onboard computing power that makes your ProMaster an Internet-accessible workstation.

The standard AM/FM/MP3 system does its job with outstanding fidelity. But business demands expanded capability and readily accessed information. You'll find it in the new **Uconnect 3.0**—and upwards. The available **Uconnect 5.0 system** includes a CD player, Bluetooth® technology and 5-inch color touchscreen. At the top, the recently improved **Uconnect 5.0 with Navigation** brings full-color clarity with exacting web-based, GPS Navigation to work. Available SiriusXM® Satellite Radio⁵ includes a one-year trial subscription. Staying in touch is imperative. Welcome to the integrated world of Uconnect—telematics at their best.



STANDARD RADIO

- ▶ AM/FM stereo
- ▶ MP3 capability with auxiliary input
- ▶ Four-speaker sound system



UCONNECT 3.0

- ▶ AM/FM stereo
- ▶ MP3 capability with auxiliary input
- ▶ Media hub with USB and auxiliary inputs
- ▶ Three-inch screen
- ▶ Four-speaker sound system
- ▶ Integrated Voice Command⁶
- ▶ Steering wheel-mounted audio controls



UCONNECT 5.0

- ▶ AM/FM stereo with CD player
- ▶ MP3 capability with auxiliary input
- ▶ Integrated Voice Command⁶
- ▶ Steering wheel-mounted audio controls
- ▶ Five-inch color touchscreen
- ▶ Four-speaker sound system



UCONNECT 5.0 with NAV

- ▶ All features of the Uconnect 5.0 system
- ▶ GPS Navigation
- ▶ Points-of-interest accessibility
- ▶ Turn-by-turn Navigation

TOTALLY CENTERED ON PROVIDING YOUR CUSTOM UPFIT.

THESE FINISHING TOUCHES COME STRAIGHT FROM THE SOURCE.

THE MOPAR® CUSTOM SHOP. For the ideal upfit that meets every specification you need, partner up with the right people. In this case, it's the team that designed Ram ProMaster®.

Facilitating your custom upfit is now faster, easier and more efficient than ever. The Mopar Custom Shop—located in the same neighborhood as the ProMaster manufacturing plant—is a one-stop shop with several solutions for your ProMaster fit needs. Utilizing accessories and features designed for your vehicle, the Mopar Custom Shop ensures made-to-order customization and delivers a ready-to-work vehicle. It's just plain smart. For more info, see your Ram dealer or visit **MOPAR.COM**




► **CUSTOM GRAPHICS** are available through Mopar in two customizable sizes to suit your business needs. Designed specifically for Ram ProMaster, these fade- and weather-resistant 3M™ vinyl treatments include an extra layer of laminate to protect the graphic and add greater protection for the vehicle. Available only at time of vehicle order. Ask your Ram dealer for more information or visit **MOPAR.COM/CUSTOMGRAPHICS**

► **Hitch Receiver,* Molded Flat Splash Guards and Cargo Area Floor Covering**



► **LED Cargo Area Lights**



*Check User Guide for hitch type, load capacity and heavy-duty equipment required. Do not exceed rated tow capacity of the vehicle as equipped. Trailer may require items not supplied by Mopar.



▶ Shown with Side Window Deflector and Fog Lamps

Properly secure all cargo.

▶ Cargo Rack Kits



▶ B- and D-Pillar Grab Handles



▶ DOT-Approved Roadside Safety Kit



EXTERIOR COLORS



Bright White



Sandstone Pearl



Broom Yellow



Flame Red



Deep Cherry Red Crystal Pearl



True Blue Pearl



Granite Crystal Metallic




Bright Silver Metallic




Black

INTERIOR FABRICS



Black Cloth
(standard)



Black Vinyl
(available)

WHEELS



16-inch Painted Steel Wheel with Center Cap
(standard)



16-inch Wheel Cover
(available)



16-inch Aluminum Wheel
(available)

RAM PROMASTER[®] BUYER'S GUIDE

| | Van | Windowed | Chassis Cab | Cutaway |
|---|-----|----------|-------------|---------|
| CPOS PACKAGE | 2TA | 2TA | 2TA | 2TA |
| ENGINES AND TRANSMISSIONS | | | | |
| 3.0L ECODIESEL I-4 ENGINE WITH 6-SPEED DUAL ACTIVE DRIVE TRANSMISSION (not available on 118-inch wheelbase Cargo Van) | 23A | 23A | | |
| 3.6L V6 ENGINE WITH 6-SPEED AUTOMATIC TRANSMISSION (standard on all models) | 21A | 21A | 21A | 21A |
| MECHANICAL FEATURES | | | | |
| ADDITIONAL KEY FOBs – 2 | 0 | 0 | 0 | 0 |
| ALTERNATOR – 180-amp | • | • | | |
| – 220-amp (included with the 3.0L EcoDiesel I-4 engine on Cargo Van and Windowed Van models) | 0/P | 0/P | • | • |
| AUXILIARY FUEL TAP | • | • | • | • |
| BATTERY – 95-amp | • | • | • | • |
| – 100-amp (included with the 3.0L EcoDiesel I-4 engine) | P | P | | |
| – Auxiliary Power Connector | 0 | 0 | 0 | 0 |
| CRUISE CONTROL | 0 | 0 | 0 | 0 |
| ELECTRIC PARKING BRAKE (included with 3.0L EcoDiesel I-4 engine) | P | P | | |
| ELECTRONIC STABILITY CONTROL (ESC) ⁴ | • | • | • | • |
| ELECTRONIC VEHICLE TRACKING SYSTEM | 0 | 0 | 0 | 0 |
| ENGINE BLOCK HEATER (3.0L EcoDiesel I-4 includes transmission heater) | 0 | 0 | 0 | 0 |
| FUEL TANK – 24-gallon | • | • | • | • |
| FULL-SIZE SPARE TIRE | • | • | • | • |
| POWER STEERING | • | • | • | • |
| SPEED LIMITER – Dealer-activated, 60-mph, 65-mph, 70-mph and 77-mph | • | • | • | • |
| SUSPENSION – Heavy-duty rear stabilizer bar (3500 models only) | P | P | • | • |
| – Light-duty (118-inch WB 1500 models only) | • | | | |
| – Medium-duty (136-inch WB 1500 models only) | • | | | |
| – Heavy-duty (2500/3500 models only) | • | 0 | | |
| – Premium heavy-duty (3500 models only) | 0 | 0 | • | • |
| – Touring | | • | | |
| TEMPORARY SPARE TIRE MOUNT | | | 0 | 0 |
| EXTERIOR FEATURES | | | | |
| CASK WALL – With window | | | • | |
| CHROME GRILLE (included with Premium Appearance Group) | P | P | P | P |
| DAYTIME RUNNING LIGHTS | 0 | 0 | 0 | 0 |
| DOORS, REAR – 260-degree-opening | • | • | | |
| DOORS, SIDE – Left-side with fixed glass (not available on 118-inch WB) | 0 | | | |
| – Left-side with no glass (not available on 118-inch WB) | 0 | | | |
| – Right-side with fixed glass | 0 | • | | |
| – Right-side with no glass | • | | | |

• = Standard 0 = Optional P = Available within Package

RAM PROMASTER[®] BUYER'S GUIDE

| | Van | Windowed | Chassis Cab | Cutaway |
|---|-----|----------|-------------|---------|
| EXTERIOR FEATURES (CONTINUED) | | | | |
| EXTENDED WIRING – Taillamp | | | • | • |
| FRONT FOG LAMPS (included with Premium Appearance Group) | P | P | P | P |
| FRONT LICENSE PLATE BRACKET | O | O | O | O |
| CUSTOM VINYL GRAPHICS – Graphics Package A (check with dealer for availability) | O | | | |
| – Graphics Package B (check with dealer for availability) | O | | | |
| HALOGEN HEADLAMPS | • | • | • | • |
| MIRRORS – 96-inch extended exterior (includes power heated mirrors on Cargo/Windowed Vans) | P | P | • | • |
| – Manual-adjustable/manual-folding | • | • | • | • |
| – Power-adjustable/power-folding, heated | O | O | | |
| – Power-adjustable, heated | O | O | O | O |
| ROOF CLEARANCE LAMPS – Delete front clearance lamps | | | O | O |
| – Front | • | • | • | • |
| – Rear | • | • | | |
| SPLASH GUARDS – Set | O | O | | |
| STEP – Rear bumper extension (not available with Trailer Tow Group; check with dealer for availability) | O | O | | |
| – Sliding door, left side (requires left side door; check with dealer for availability) | O | O | | |
| – Sliding door, right side (check with dealer for availability) | O | O | | |
| WHEELS – 16-inch aluminum | O | O | O | O |
| – Delete center cap | O | O | O | O |
| – 16-inch Silver painted steel with center cap | • | • | • | • |
| – 16-inch Silver painted steel with full wheel cover | O | O | O | O |
| WINTER FRONT GRILLE COVER (requires 3.0L EcoDiesel I-4) | O | O | | |
| WINDOW DEFROSTER – Rear (requires rear doors with glass on Cargo Vans) | O | • | | |
| INTERIOR FEATURES | | | | |
| 12-VOLT AUXILIARY POWER OUTLET – Front | • | • | • | • |
| – Rear | O | O | | |
| AIR CONDITIONING – Delete air conditioning; heater only | O | O | O | O |
| – Manually controlled, with heat | • | • | • | • |
| – Rear Heater Air Conditioning Prep Package (not available with air conditioning delete) | O | O | O | O |
| ASSIST HANDLE – Rear doors | O | O | | |
| AUXILIARY UPFITTER SWITCHES – 2 | O | O | O | O |
| CARGO AREA LIGHTING – LED (by Mopar [®]) | O | O | | |
| CARGO COMPARTMENT FLOOR MAT (by Mopar) | O | | | |
| CARGO LAMP – Rear | • | • | | |
| CARGO PARTITION – None (standard) | • | • | | |
| – With sliding window | O | | | |
| – Without window | O | | | |
| CARGO TIE-DOWNS – Floor | • | • | | |
| – Side-wall | • | | | |
| FRONT FLOOR MATS – Carpet (by Mopar) | O | O | O | O |
| – Slush (by Mopar) | O | O | O | O |
| FRONT WALK-THRU MAT – Carpet (not available with passenger double seat) (by Mopar) | O | O | | |
| – Slush (not available with passenger double seat) (by Mopar) | O | O | | |
| HIGH HEADLINER (not available on Standard Roof models; restrictions apply) (by Mopar) | O | O | | |
| INSTRUMENT PANEL WITH BRIGHT BEZELS | O | O | O | O |
| LOCKING GLOVE BOX (included with Interior Convenience Group) | P | P | P | P |
| SHELF ABOVE ROOF TRIM (included with Interior Convenience Group) | P | P | P | P |
| POWER DOOR LOCKS – Speed-sensitive | • | • | • | • |
| REAR DOOR STORAGE NET (included with Interior Convenience Group) | P | | | |
| SEATING SURFACES – Cloth | • | • | • | • |
| – Vinyl (not available with swivel seats) | O | O | O | O |

• = Standard O = Optional P = Available within Package

RAM PROMASTER® BUYER'S GUIDE

| | Van | Windowed | Chassis Cab | Cutaway |
|--|-----|----------|-------------|---------|
| INTERIOR FEATURES (CONTINUED) | | | | |
| SEATS – 4-way manually adjustable driver- and front-passenger bucket | • | • | • | • |
| – Driver's 6-way adjustable with lumbar adjuster (not available with driver's suspension seat or passenger swivel seat) | 0 | 0 | 0 | 0 |
| – Driver/passenger 6-way adjustable with lumbar adjuster (not available with passenger double seat, driver swivel seat or driver's suspension seat) | 0 | 0 | 0 | 0 |
| – Driver's suspension (not available with driver's swivel seat, heated driver seat or 6-way adjustable seat) | 0 | 0 | 0 | 0 |
| – Driver's swivel (requires cloth seating surfaces; not available with passenger double seat, cargo partition or heated seat) | 0 | 0 | 0 | 0 |
| – Heated driver (requires 6-way adjustable driver's seat) | 0 | 0 | 0 | 0 |
| – Heated passenger (requires 6-way adjustable driver/passenger seats) | 0 | 0 | 0 | 0 |
| – Passenger double | 0 | | 0 | |
| – Passenger-seat delete | 0 | 0 | 0 | 0 |
| – Passenger swivel (requires cloth seating surfaces and driver swivel seat; not available with cargo partition or heated seat) | 0 | 0 | 0 | 0 |
| SPRAY-ON FLOOR LINER (by Mopar®) | 0 | 0 | | |
| STEERING COLUMN – Telescoping | • | • | • | • |
| STEERING WHEEL – Leather-wrapped | 0 | 0 | 0 | 0 |
| TIRE PRESSURE MONITORING LIGHT | • | • | • | • |
| UPFIT INTERFACE CONNECTORS (included with Rear-Speaker Wiring Prep) | • | • | • | • |
| WALL PANELS – Upper-side (includes lower-side) | 0 | | | |
| – Lower-side | 0 | 0 | | |
| WINDOWS – Power with 1-touch down feature | • | • | • | • |
| – Window guards, rear (not available on 118-, 136-inch Standard Roof Cargo Vans or 2500 Windowed Van) | 0 | 0 | | |
| WINDSHIELD DOCUMENT CLIP (included with Interior Convenience Group) | P | P | P | P |
| WOOD FLOOR – Rear | 0 | 0 | | |
| MULTIMEDIA | | | | |
| AM/FM/MP3 (includes Media Input Hub) | • | • | • | • |
| WEB WIFI HOTSPOT ⁷ (by Mopar) | 0 | 0 | 0 | 0 |
| NAVIGATION (requires Uconnect® 5.0) | 0 | 0 | 0 | 0 |
| RADIO WIRING PREP (includes 4 speakers and Media Input Hub) | 0 | 0 | 0 | 0 |
| REAR-SPEAKER WIRING PREP (includes upfit interface connectors) | • | • | • | • |
| SIRIUSXM® SATELLITE RADIO ⁵ (available with Uconnect 3.0 and Uconnect 5.0) | 0 | 0 | 0 | 0 |
| UCONNECT 3.0 AM/FM WITH INTEGRATED VOICE COMMAND ⁶ WITH BLUETOOTH® (includes Media Hub with USB and auxiliary inputs and steering wheel-mounted audio controls) | 0 | 0 | 0 | 0 |
| UCONNECT 5.0 AM/FM/CD WITH INTEGRATED VOICE COMMAND ⁶ WITH BLUETOOTH (includes Media Hub with USB and auxiliary inputs and steering wheel-mounted audio controls) | 0 | 0 | 0 | 0 |
| SAFETY AND SECURITY | | | | |
| AIR BAGS ⁹ – Advanced driver and front-passenger | • | • | • | • |
| – Supplemental front-seat side | • | • | • | • |
| – Supplemental side-curtain front | • | • | • | • |
| DOT-APPROVED ROADSIDE SAFETY KIT | 0 | 0 | 0 | 0 |
| PARKSENSE® REAR PARK ASSIST ³ | 0 | 0 | | |
| PARKVIEW® REAR BACK-UP CAMERA ³ (requires Uconnect 5.0) | 0 | 0 | | |
| REAR BACK-UP CAMERA ³ WITH RV MIRROR/MONITOR (not available with ParkView Rear Back-Up Camera ³ or Rear Back-Up Camera ³ Kit) | 0 | 0 | | |
| REAR BACK-UP CAMERA ³ KIT (requires Uconnect 5.0 on Cutaway and Chassis Cab; not available with ParkView Rear Back-Up Camera ³) | • | • | 0 | 0 |
| REMOTE KEYLESS ENTRY | • | • | • | • |
| REMOTE START (not available with 3.0L EcoDiesel I-4; restrictions apply) (by Mopar) | 0 | 0 | 0 | 0 |
| SECURITY ALARM | 0 | 0 | 0 | 0 |
| PACKAGES | | | | |
| INTERIOR CARGO RACK PACKAGE (by Mopar) | 0 | | | |
| INTERIOR CONVENIENCE GROUP – Includes locking glove box, shelf above roof trim, underseat storage tray, rear door storage net (Cargo Van only) and windshield document clip | 0 | 0 | 0 | 0 |
| PREMIUM APPEARANCE GROUP – Includes chrome grille and fog lamps | 0 | 0 | 0 | 0 |
| TRAILER TOW GROUP – Includes Class IV hitch receiver with 4- and 7-pin wiring harness (by Mopar) | 0 | 0 | | |

• = Standard 0 = Optional P = Available within Package



A LEADER: 3.0L ECODIESEL I-4

TORQUE-FRIENDLY, AND TOUGH AS NAILS. As part of an engine family developed for higher weight classes (Class IV use is typical), the 3.0L EcoDiesel in-line four cylinder in front-wheel-drive Ram ProMaster® delivers reams of towing and takeoff capability, with convenient 18,500-mile oil change intervals. Offering a standout performance, the EcoDiesel I-4 is mated to the class-exclusive¹ 6-speed clutchless manual transmission with Dual Active Drive technology, combining the best between an automatic and a manual.

174 HORSEPOWER 295 LB-FT OF TORQUE

5YR/100,000MI²
DIESEL POWERTRAIN LIMITED WARRANTY

3.0L ECODIESEL I-4

| | |
|--|---|
| HORSEPOWER | 174 hp @ 3,600 rpm |
| TORQUE | 295 lb-ft @ 1,400 rpm |
| CONFIGURATION | In-line four cylinder |
| DISPLACEMENT | 183 cu in / 2998 cc |
| BORE x STROKE | 3.78 x 4.09 in / 95.8 x 104.0 mm |
| BLOCK MATERIAL | Cast-iron |
| CYLINDER HEAD MATERIAL | Aluminum alloy |
| AIR INDUCTION | Variable Geometry Turbocharger |
| VALVE TRAIN | DOHC |
| FUEL DELIVERY | Electronically controlled Common Rail MultiJet direct injection |
| RECOMMENDED FUEL | Diesel (includes B5 capability) |
| COMPRESSION RATIO | 17.5:1 |
| ALTERNATOR | 220-amp |
| OIL CAPACITY | 9.5 qt |
| MAXIMUM RECOMMENDED OIL CHANGE INTERVAL | 18,500 mi |



Properly secure all cargo.



A STAR: 3.6L PENTASTAR® V6

A STELLAR PERFORMER IN THE RAM COMMERCIAL ARSENAL. It's got it all: impressive takeoff and acceleration. Fuel-sipping performance. An enviable resumé of multiple awards. 10,000-mile oil change intervals. And it's long-proven in the commercial sector. The 3.6L Pentastar V6, with advanced multiport fuel injection, electronic throttle control and available integrated cruise control, comes to work with best-in-class¹ standard V6 horsepower. The available Trailer Tow Group ensures towing up to 5,100 lb when properly equipped.

280 HORSEPOWER 260 LB-FT OF TORQUE

5YR/60,000MI⁹
GAS POWERTRAIN LIMITED WARRANTY

3.6L PENTASTAR V6

| | |
|--|---------------------------------|
| HORSEPOWER | 280 hp @ 6,400 rpm |
| TORQUE | 260 lb-ft @ 4,175 rpm |
| CONFIGURATION | 60-degree V6 |
| DISPLACEMENT | 220 cu in / 3604 cc |
| BORE x STROKE | 3.78 x 3.27 in / 96.0 x 83.0 mm |
| BLOCK MATERIAL | Aluminum |
| CYLINDER HEAD MATERIAL | Aluminum alloy |
| AIR INDUCTION | Naturally aspirated |
| VALVE TRAIN | Chain-drive DOHC, 24-valve |
| FUEL DELIVERY | Sequential, multiport injection |
| RECOMMENDED FUEL | Unleaded regular (87 octane) |
| COMPRESSION RATIO | 10.2:1 |
| ALTERNATOR | 180-amp, 220-amp (available) |
| OIL CAPACITY | 6.0 qt |
| MAXIMUM RECOMMENDED OIL CHANGE INTERVAL | 10,000 mi |

SPECIFICATIONS

CAPABILITY

| | CARGO VAN | | | | | | | WINDOWED VAN | |
|---|---------------|-----------------|-----------------|-----------------|-----------------|-----------------|-------------------|-----------------|-------------------|
| | 1500 | | | 2500 | | 3500 | | 2500 | 3500 |
| | 118" WB | 136" WB | | 136" WB | 159" WB | 159" WB | 159" WB, EXTENDED | 159" WB | 159" WB, EXTENDED |
| | STANDARD ROOF | STANDARD ROOF | HIGH ROOF | HIGH ROOF | | HIGH ROOF | | HIGH ROOF | |
| GVWR (lb) | 8,550 | 8,550 | 8,550 | 8,900 | 8,900 | 9,350 | 9,350 | 8,900 | 9,350 |
| GCWR (lb) 3.6L Pentastar® V6 / 3.0L EcoDiesel I-4 | 11,500 / – | 11,500 / 12,500 | 11,500 / 12,500 | 11,500 / 12,500 | 11,500 / 12,500 | 11,500 / 12,500 | 11,500 / 12,500 | 11,500 / 12,500 | 11,500 / 12,500 |
| BASE CURB WEIGHT (lb) 3.6L Pentastar V6 | 4,560 | 4,657 | 4,776 | 4,773 | 4,883 | 4,922 | 5,009 | 4,969 | 5,061 |
| BASE CURB WEIGHT (lb) 3.0L EcoDiesel I-4 | – | 4,927 | 5,084 | 5,064 | 5,205 | 5,234 | 5,326 | 5,289 | 5,381 |
| MAXIMUM PAYLOAD (lb) 3.6L Pentastar V6* | 3,990 | 3,890 | 3,770 | 4,130 | 4,020 | 4,430 | 4,340 | 3,930 | 4,290 |
| MAXIMUM PAYLOAD (lb) 3.0L EcoDiesel I-4* | – | 3,620 | 3,470 | 3,840 | 3,700 | 4,120 | 4,020 | 3,610 | 3,970 |
| FRONT GAWR (lb) | 4,629 | 4,629 | 4,629 | 4,629 | 4,629 | 4,629 | 4,629 | 4,629 | 4,629 |
| REAR GAWR (lb) | 5,004 | 5,291 | 5,291 | 5,291 | 5,291 | 5,291 | 5,291 | 5,291 | 5,291 |
| CURB-TO-CURB TURNING (ft) | 36.3 | 40.7 | 40.7 | 40.7 | 46.8 | 46.8 | 46.8 | 46.8 | 46.8 |
| MAXIMUM TOWING† (lb) SAE J2807 Compliant | 5,100 | 5,100 | 5,100 | 5,100 | 5,100 | 5,100 | 5,100 | 5,100 | 5,100 |

DIMENSIONS

| | | | | | | | | | |
|---|-------|-------|-------|-------|-------|-------|-------|-------|-------|
| BODY HEIGHT (in) | 88.7 | 88.7 | 99.4 | 99.4 | 99.4 | 99.4 | 99.4 | 99.4 | 99.4 |
| OVERALL BODY LENGTH (in) | 195.4 | 213.1 | 213.1 | 213.1 | 236.0 | 236.0 | 250.5 | 236.0 | 250.5 |
| VEHICLE WIDTH WITHOUT MIRRORS (in) | 80.7 | 80.7 | 80.7 | 80.7 | 80.7 | 80.7 | 80.7 | 80.7 | 80.7 |
| VEHICLE WIDTH WITH MIRRORS EXTENDED (in) | 105.9 | 105.9 | 105.9 | 105.9 | 105.9 | 105.9 | 105.9 | 105.9 | 105.9 |
| CARGO BODY OVERALL LENGTH (in) | 105.1 | 122.8 | 122.8 | 122.8 | 145.9 | 145.9 | 160.2 | 145.9 | 160.2 |
| SIDE DOOR OPENING WIDTH (in) | 42.3 | 49.2 | 49.2 | 49.2 | 49.2 | 49.2 | 49.2 | 49.2 | 49.2 |
| SIDE DOOR OPENING HEIGHT (in) | 58.5 | 58.5 | 69.0 | 69.0 | 69.0 | 69.0 | 69.0 | 69.0 | 69.0 |
| REAR DOORS OPENING WIDTH (in) | 61.5 | 61.5 | 61.5 | 61.5 | 61.5 | 61.5 | 61.5 | 61.5 | 61.5 |
| REAR DOORS OPENING HEIGHT (in) | 59.8 | 59.8 | 70.5 | 70.5 | 70.5 | 70.5 | 70.5 | 70.5 | 70.5 |
| MAXIMUM CARGO VOLUME (cu ft) | 259.2 | 303.7 | 352.9 | 352.9 | 420.2 | 420.2 | 462.8 | 420.2 | 462.8 |

*Max payload based on body model, GVWR class. When properly equipped. †When properly equipped. Specifications subject to change. See your dealer for the most up-to-date information. WB = wheelbase.



Properly secure all cargo.

SPECIFICATIONS



CAPABILITY






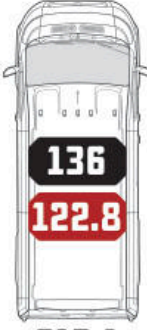










| | CHASSIS CAB | | | CUTAWAY | | |
|---|-------------|-----------|-------------------|----------|-----------|-------------------|
| | 3500 | | | 3500 | | |
| | 136" WB | 159" WB | 159" WB, EXTENDED | 136" WB | 159" WB | 159" WB, EXTENDED |
| | 81.1" CA | 104.1" CA | 104.1" CA | 81.1" CA | 104.1" CA | 104.1" CA |
| GVWR (lb) | 9,350 | 9,350 | 9,350 | 9,350 | 9,350 | 9,350 |
| GCWR (lb) 3.6L Pentastar® V6 | 11,500 | 11,500 | 11,500 | 11,500 | 11,500 | 11,500 |
| BASE CURB WEIGHT (lb) 3.6L Pentastar V6 | 4,218 | 4,223 | 4,249 | 4,157 | 4,149 | 4,204 |
| MAXIMUM PAYLOAD (lb) 3.6L Pentastar V6* | 5,130 | 5,130 | 5,100 | 5,190 | 5,200 | 5,150 |
| FRONT GAWR (lb) | 4,629 | 4,629 | 4,629 | 4,629 | 4,629 | 4,629 |
| REAR GAWR (lb) | 5,291 | 5,291 | 5,291 | 5,291 | 5,291 | 5,291 |
| CURB-TO-CURB TURNING (ft) | 40.7 | 46.8 | 46.8 | 40.7 | 46.8 | 46.8 |
| MAXIMUM TOWING [†] (lb) | 5,100 | 5,100 | 5,100 | 5,100 | 5,100 | 5,100 |

DIMENSIONS

| | | | | | | |
|--|-------|-------|-------|-------|-------|-------|
| BODY HEIGHT (in) | 84.8 | 84.8 | 84.8 | 84.8 | 84.8 | 84.8 |
| OVERALL BODY LENGTH (in) | 207.0 | 230.0 | 244.4 | 207.0 | 230.0 | 244.4 |
| VEHICLE WIDTH WITHOUT MIRRORS (in) | 80.7 | 80.7 | 80.7 | 80.7 | 80.7 | 80.7 |
| VEHICLE WIDTH WITH MIRRORS EXTENDED (in) | 105.9 | 105.9 | 105.9 | 105.9 | 105.9 | 105.9 |
| CAB TO REAR AXLE [‡] (in) | 81.1 | 104.1 | 104.1 | 81.1 | 104.1 | 104.1 |
| OVERHANG REAR AXLE TO END OF FRAME ^{**} (in) | 33.9 | 33.9 | 48.2 | 33.9 | 33.9 | 48.2 |

*Max payload based on body model, GVWR class. When properly equipped. †When properly equipped. ‡Measured from center cab back to center of rear axle. **Measured from center of axle to rear frame. Specifications subject to change. See your dealer for the most up-to-date information. WB = wheelbase. CA = cab-to-axle.

RAM PROMASTER® CONFIGURATIONS

| | 1500 | 2500 | 3500 |
|--|--|--|---|
|  <p>CARGO VAN STANDARD ROOF</p> |  <p>118 105.1 195.4</p> |  <p>136 122.8 213.1</p> | <p>000 WHEELBASE LENGTH IN INCHES EXT BODY/CHASSIS EXTENDED 14 INCHES 000 LOAD FLOOR LENGTH IN INCHES 000 CAB-TO-AXLE LENGTH IN INCHES 000 OVERALL BODY LENGTH IN INCHES</p> |
|  <p>CARGO VAN AVAILABLE HIGH ROOF</p> |  <p>136 122.8 213.1</p> |  <p>136 122.8 213.1</p>  <p>159 145.9 236.0</p> |  <p>159 145.9 236.0</p>  <p>159 EXT 160.2 250.5</p> |
|  <p>WINDOWED VAN HIGH ROOF ONLY</p> | |  <p>159 145.9 236.0</p> |  <p>159 EXT 160.2 250.5</p> |
|  <p>CHASSIS CAB/ CUTAWAY STANDARD ROOF ONLY</p> | | |  <p>136 81.1 207.0</p>  <p>159 104.1 230.0</p>  <p>159 EXT 104.1 244.4</p> |

BUSINESS LINK

The fast lane for small business.

THE DEALER NETWORK FOR YOUR BUSINESS.

Your **BusinessLink** dealer is committed to providing you, the small business owner, with the vehicle support you need for your business, from servicing all makes and models of your existing vehicles, to selling you the right vehicles needed to perform the work that you do. Your **BusinessLink** dealer provides next-day-up available service because we know downtime is costing you money. Your **BusinessLink**

dealer has sales professionals trained to properly "job-rate" the right vehicle for your work application along with providing commercial finance options. New vehicle sales to qualified small business owners also receive a free alternate transportation contract, in the event your vehicle is in for service.

Membership in the **BusinessLink** program is complimentary. Membership helps us identify you as a small business owner so we can provide you with both the service you deserve and update you with offers to help reduce the costs of doing business. See your **BusinessLink** dealer to register today.

BusinessLink has you covered.

- ▶ **Next-Day-Up Service (all makes and models)**
- ▶ **A Dedicated BusinessLink Staff**
- ▶ **Commercial Vehicles in Stock**
- ▶ **Free Loaners* for Selected Vehicles**
- ▶ **Extended Service Hours**
- ▶ **Convenient Shuttle Services**

For more information, log on to **FCAWORKVEHICLESUS.com** or call us toll-free at **877-2THELINK (877-284-3546)**.

*Some restrictions apply. See dealer for details.

ON THE JOB**INCENTIVES FOR SMALL BUSINESSES.**

Running a business presents plenty of challenges. Like

cutting costs, not corners. Like saving time and money and eliminating hassles. The **ON THE JOB**¹⁰ commercial incentive program provides assistance in customizing and servicing your business vehicles.

Our most popular **ON THE JOB**¹⁰ incentives are:

- ▶ **COMMERCIAL EQUIPMENT/UPGRADES.** \$500/\$1,000 Allowances for Uplifts.
 - ▶ **COMMERCIAL GRAPHICS ALLOWANCES.** \$250/\$500/\$1,000 Commercial Graphics Allowances.
 - ▶ **BOSCH® TOOL OFFER.** Select one of five current Bosch Power Tool Packages.
 - ▶ **TWO-YEAR LUBE/OIL/FILTER.** For all Chrysler, Jeep®, Dodge and Ram vehicles (includes gas and diesel engines).
 - ▶ **MOPAR® SERVICE CONTRACTS.** \$500/\$1,000 and Oil Change options available.
- See your dealer for specific program rules and details or call us toll-free at **877-ONTHEJOB (877-668-4356)**.

A commercial line of credit from Chrysler Capital is ideal for qualified business customers looking for a flexible, easy way to manage growing vehicle needs. Chrysler Capital streamlines the process—and, with prequalification, you're ready to buy a vehicle when you need it. Ask your **BusinessLink** dealer for details.

CHRYSLER CAPITAL**RAM OUTFITTER****RAMTRUCKS.COM/OUTFITTER**

1 Based on latest available competitive information. Class is based on Large Commercial Van segment (Class 2). 2 Transferable. See your dealer for complete details and a copy of the 5-Year/100,000-Mile Diesel Powertrain Limited Warranty. 3 Always look before proceeding; electronic drive aid is not a substitute for conscientious driving; always be aware of your surroundings. 4 No system, no matter how sophisticated, can repeal the laws of physics or overcome careless driving actions. Performance is limited by available traction, which snow, ice and other conditions can affect. When the ESC warning lamp flashes, the driver needs to use less throttle and adapt speed and driving behavior to prevailing road conditions. Always drive carefully, consistent with conditions. Always wear your seat belt. 5 SiriusXM subscriptions for audio and data services are sold by SiriusXM to follow your trial subscription. **If you decide to continue listening after your trial, the subscription plan you choose will automatically renew thereafter and you will be charged according to your chosen payment method at then-current rates.** Fees and taxes apply. To cancel, you must call SiriusXM at 1-866-635-2349. See the SiriusXM Customer Agreement for complete terms and more information at siriusxm.com. All fees and programming subject to change. Your equipment and features for SiriusXM services will vary depending upon the vehicle you select and may be limited in select markets. 6 Requires a mobile phone equipped with the Bluetooth Hands-Free Profile. Visit UconnectPhone.com for system and device compatibility. 7 WiFi subscription required. This feature is not intended for use by the driver while the vehicle is in motion. Always drive carefully. 8 The Advanced Front Air Bags in this vehicle are certified to the new U.S. Federal regulations for advanced air bags. Children 12 years old and younger should always ride buckled up in a rear seat. Infants in rear-facing child restraints should never ride in the front seat of a vehicle with a passenger front air bag. All occupants should always wear their lap and shoulder belts properly. 9 Transferable. See your dealer for complete details and a copy of the 5-Year/60,000-Mile Gas Powertrain Limited Warranty. 10 ON THE JOB is a retail incentive program; see your dealer for official rules. Inquire about eligibility by calling 877-ONTHEJOB or by logging on to fcaworkvehiclesus.com. The purchaser or lessee must be a qualified commercial customer for more than 30 days prior to the date of the vehicle purchase. An official ON THE JOB Customer Acknowledgment Form must be signed by the customer (provided by the dealer).

©2016 FCA US LLC. All Rights Reserved. Chrysler, Dodge, Jeep, Ram, Mopar, Ram ProMaster, the Ram's Head logo, Automobility Program, the BusinessLink design, ParkSense, ParkView, Pentastar and Uconnect are registered trademarks, and the On The Job design is a trademark of FCA US LLC. Chrysler Capital is a registered trademark of FCA US LLC and licensed to Santander Consumer USA Inc.

Sortimo is a registered trademark of Sortimo International GmbH. Knapheide is a registered trademark of Knapheide Manufacturing Company. Bosch is a registered trademark of Robert Bosch GmbH. Brembo is a registered trademark of Brembo S.p.A. DensGlass® the color GOLD and the Georgia-Pacific logo are trademarks owned by or licensed to Georgia-Pacific Gypsum LLC. Facebook and logo are registered trademarks of Facebook, Inc. The Twitter logo is a service mark of Twitter, Inc. The YouTube logo is a registered trademark of Google Inc. Instagram and logo are registered trademarks of Instagram, Inc. 3M is a trademark of 3M Company. Bluetooth is a registered trademark of Bluetooth SIG, Inc. Sirius, XM and all related marks and logos are trademarks of SiriusXM Radio Inc. Grizzly is a trademark of Grizzly Coolers LLC.

About this catalog: since the time of printing, some of the information you'll find in this catalog may have been updated. Ask your dealer for details. Some of the equipment shown or described throughout this catalog may be available at extra cost. Specifications, descriptions, illustrative materials and all competitive comparisons contained herein are as accurate as known at the time this publication was approved for printing. FCA US LLC reserves the right to discontinue models at any time or change specifications without notice or without incurring obligation. Options may be required in combination with other options. For the price of the model with the equipment you desire, or verification of specifications contained here, see your Ram dealer.



Join our community on Facebook, submit your photos on Instagram, follow us on Twitter and check us out on YouTube.



Join fellow Ram enthusiasts and tell your story by posting comments, participating in discussions and sharing your photos and videos.



65.4-INCH
CARGO AREA
HEIGHT¹
Standard

Cargo Van



75.6-INCH
MAXIMUM
CARGO WIDTH¹



55.8-INCH
CARGO WIDTH
between wheel wells¹



3.6L
PENTASTAR[™] V6
280 HP with
260 LB-FT of torque

Standard V6 horsepower¹



36.3-FT
TURNING
DIAMETER¹

When properly equipped



**FRONT-WHEEL-
DRIVE SYSTEM¹**

Excels in adverse
weather conditions



UNSURPASSED
GAS ENGINE
OIL CHANGE
INTERVALS¹
10,000 MILES

3.6L Pentastar V6



DIESEL ENGINE
OIL CHANGE
INTERVALS
18,500 MILES

3.0L EcoDiesel I-4



21-INCH
LOAD FLOOR
HEIGHT¹

Cargo Van



3.0L
ECODIESEL I-4
174 HP with
295 LB-FT of torque
Available



ELECTRONIC
STABILITY
CONTROL¹

Standard



5-INCH
UCONNECT[™]
TOUCHSCREEN
Available

RAMTRUCKS.COM/PROMASTER

