



L-SERIES 2003





A bird's-eye view of a Silver Blue L300 with available 16-inch chrome-clad alloy wheels, foglamps and sunroof—closed due to the bird.



L-Series

2	Introduction
4	Sedans
8	Wagons
12	Interiors
16	Power
18	Handling
20	Safety
22	Online Showroom
26	Wheels & Fabrics
27	Colors
28	Specs
32	Accessories

2003

NEXT

L-SERIES 2003

Where some see only a car stereo button, others see wise counsel: "Move forward." The L-Series cars are next. They're the fastest, roomiest, most luxurious cars we've ever made, presented with emboldened styling for 2003. If all those attributes seem a little extravagant, not to worry. The principles on which Saturn was founded—honesty, quality, value, safety—remain at the heart of everything we do. It's just that the heart has a new body: The L-Series 2003, the opposite of sitting still.



L-SERIES sedans *L200/L300*






A Black L300 with available foglamps proves that the optional chrome-clad alloy wheels look good even at 55 miles per hour.



When parked, it's not motionless—it's poised. Redesigned for 2003, the well-equipped L200 and all-out L300 sedans arrive ready: Power windows, locks, and mirrors, standard. Filtered air conditioning, standard. Front and Head Curtain Side Air Bags,* standard. Six-speaker CD audio system, standard. Projector beam headlights, standard. In other words, your next sedan comes admirably equipped, standard.



**See page 21 for Air Bag disclosure.*



The L300 in Silver Blue with optional chrome-clad alloy wheels, foglamps, and sunroof, boldly challenging errant shopping carts with its dent-resistant polymer front fenders and door panels.





L-SERIES wagons *LW200/LW300*

The LW300 with available Sport Package, showing off its three-coat, chip-resistant paint. Medium Red, in this case.



Think of it as a sports sedan with a very large trunk. The L-Series wagon has a huge cargo area for its class: Up to 79 cubic feet of cargo space. But this is no hulking, top-heavy SUV or minivan—its lower height makes it easier to get in and out or load cargo, and its lower profile creates less wind resistance. There's also the added stability of a lower center of gravity. The result? It hauls loads like a minivan, but handles like a car. A sports sedan, in fact.





Getting there is half the fun, if you settle for half. For more, enter the L-Series cabin and find power windows, door locks, and mirrors, remote keyless entry, electronic cruise control, air conditioning with dust and pollen filters, and silver-faced gauges designed to be easy on the eyes in every sense.

INTERIORS



INTERIORS



Saturn Advanced Audio System: Six-disc, in-dash CD changer, and CD/cassette player, both optional, include premium speakers, sub-woofer, and 97-watt amplifier. **DVD Entertainment Package:** Seven-inch flip-down screen, two wireless headsets, remote control. **Optional. Comfort Package:** Option includes a six-way power driver's seat and automatic climate control. **60/40-split folding rear seatbacks:** One of the largest trunks in its class welcomes items almost six feet long.





L300 outfitted with optional Black Leather Appointments including heated front seats. The steering wheel, parking-brake handle, automatic shift lever, door panel inserts, and primary seat surfaces are all leather trimmed. (Comfort and Convenience packages required.)




L300 cockpit. Note the optional six-disc, in-dash CD changer audio system.

The 3.0-liter performance V6:
182 horsepower and abundant
torque at low engine speeds.
When the light turns green,
you're gone. Standard
in the L300 and
LW300. The 2.2-liter,
four-cylinder engine:

POWER

The fuel-efficient* choice
offers a respectable
135 horsepower and
comes standard in the
L200 and LW200. Low
maintenance: Both engines
are smart and simple (using
oil-life monitors, for example), so
you needn't do much nor do it often.



Pass something besides a driver's exam. Overtake ponderous trucks, merge confidently onto freeways, and do both with a car full of family. Four valves per cylinder: For more torque, better acceleration, and reduced emissions. Dual-overhead-cams: Allow the engine to build RPMs more quickly.



Four-speed electronic automatic transmission: Designed to be maintenance free. The engine and transmission constantly communicate using Adaptive Shifting Logic for smoother shifting. Five-speed manual transmission: Standard in the L200; provides smooth, precise shifts for the driving enthusiast.



*EPA city/highway mpg estimates: 24/32 for the L200 and LW200 with automatic transmission, 23/31 for the L200 with five-speed manual transmission.

A silver Volvo L300 is shown from a rear three-quarter perspective, driving on a winding asphalt road that curves to the left. The car is in motion, as indicated by the blurred background and the road surface. The license plate reads "RGM 798". The car features dual exhaust tips on the left side of the rear bumper. The background consists of rolling hills and mountains under a clear blue sky with a bright sun in the upper left corner. The overall scene conveys a sense of dynamic movement and performance.

HANDLING

A Volvo L300 enters a turn with its standard four-wheel disc brakes and exits with a joyous return to the accelerator.

Life throws you curves. Lucky you. Sport-tuned suspension: L300 and LW300 feature a performance suspension with specifically tuned springs, wider tires, and 16-inch alloy wheels. **Vibration-isolating subframe: Six mounting points** help reduce powertrain vibration transmitted to the passenger compartment.



Anti-lock Braking System: Optional; helps prevent wheel lock-up, helps driver maintain steering control. **Traction Control: Optional;** adjusts power to wheels to maximize traction in slippery conditions. **Four-wheel independent suspension:** Helps improve ride over rough surfaces. Because sometimes life throws you potholes.





SAFETY

The unforeseen, seen. We think ahead, and then rethink. Head Curtain Side Air Bags*: By mounting these bags above the doors, we can help reduce the risk of head and neck injuries in certain side-impact collisions. Like the front air bags, they're standard. **Modified steel spaceframe:** Seen below, it has front and rear crumple zones to help absorb crash energy. **LATCH child-safety seat system:** Quickly and easily secures compatible child-safety seats with lower anchor points and top tether anchors. **OnStar® Communications System†:** (Includes one year of Safe & Sound Service.) Need help? Push the button. An advisor answers you by name through your stereo speakers; you respond through the overhead microphone. Any hour, any day, get emergency services, stolen-vehicle tracking,



air bag deployment notification, and more. Learn about this option at onstar.com. **Security systems:** Ignition tampering immobilizes the engine, the remote keyless entry system unlocks doors and trunk or activates the alarm, and with the keys in the ignition, it's virtually impossible to lock yourself out using the power door switch. **And over 80 other safety features that make driving an L-Series a confident experience.**

*Air bag inflation can cause severe injury or death to anyone too close to the bag when it deploys. Be sure every occupant is properly restrained. Always use safety belts and proper child restraints, even with air bags. Head Curtain Side Air Bags are designed to help reduce the risk of head and neck injuries to front and rear seat occupants on the rear side of certain side-impact collisions. All Saturn models are equipped with driver and front passenger frontal-impact air bags. The primary benefit of any frontal air bag is to help protect occupants in certain collisions by supplementing the protection provided by safety belts. However, even with air bags, there remain fatal risks to infants in rear-facing restraints and to other children who are not properly secured when the air bag inflates. Children are safer when properly secured in a rear seat. Never secure an infant in a rear-facing restraint in the front seat of any vehicle with an active air bag. See the Owner's Handbook for more safety information. †OnStar services require vehicle electrical system and wireless service to be available and operating for features to function properly. Personal Calling and Virtual Advisor available in select markets. OnStar voice recognition system may not work with all voices. Call 1-800-ONSTAR-7 or visit www.onstar.com for system limitations and details.

ONLINE SHOWROOM

You've got better things to do than buy a car. Owning one, for instance. To experience less business and more pleasure, visit saturn.com, your own private online showroom. Design and outfit your own L-Series. See it from different angles in different colors with different options and accessories. We'll even link you to a comparative database for side-by-side comparisons. Peek at the My Saturn section to see what it's like to be an owner.



Find your no-hassle retailers and get their no-haggle price. Then print your own window sticker or make an appointment with your retailer for a test-drive. All this efficiency means you'll spend less time visiting us, but that's understandable—you've got a new car to drive.





Some questions are best answered by the car itself. To spend some time behind the wheel, moved by the engine, and surrounded by the stereo, visit your local Saturn retailer, a place almost as comfortable as the L-Series itself. Or call us at 1-800-522-5000.



TRIM



15" Wheel Cover
Standard on L200/LW200



16" Alloy Wheel
Standard on L300/LW300
Optional on L200/LW200



16" Chrome-Clad Alloy Wheel
Optional on All Models

STANDARD CLOTH—L200/LW200



Light Tan

Grey

Black

STANDARD CLOTH—L300/LW300



Light Tan

Grey

Black

OPTIONAL LEATHER



Light Tan

Grey


Black

Color Combinations—Standard Cloth

Exterior	L200/L300	LW200/LW300
Black	Black, Grey	Grey
Bright Silver	Black, Grey	Grey
Cream White	Grey, Light Tan	Grey, Light Tan
Medium Blue	Grey, Light Tan	Light Tan
Medium Red	Grey, Light Tan	Grey
Pewter	Black, Grey	Grey
Silver Blue	Light Tan	Light Tan
Silver Green	Light Tan	Light Tan

Color Combinations—Optional Leather

Exterior	L200/L300	LW200/LW300
Black	Black, Grey	Grey
Bright Silver	Black, Grey	Grey
Cream White	Black, Grey, Light Tan	Grey, Light Tan
Medium Blue	Grey, Light Tan	Light Tan
Medium Red	Grey, Light Tan	Grey
Pewter	Black, Grey	Grey
Silver Blue	Light Tan	Light Tan
Silver Green	Black, Light Tan	Light Tan



Features and Options

Exterior Features	L200	L300	LW200	LW300
▶ Automatic halogen projector lowbeam/reflector-optic highbeam headlights	•	•	•	•
▶ Color-coordinated exterior mirrors	•	•	•	•
▶ Color-coordinated heated power exterior mirrors*	■	■	■	■
▶ Intermittent windshield wipers	•	•	•	•
▶ Rear window washer/intermittent wiper	—	—	•	•
▶ Trunklid chrome trim	•	•	—	—
▶ Roof rails	—	—	•	•
▶ 16-inch alloy wheels	○	•	○	•
▶ 16-inch chrome-clad alloy wheels*	■	○/■	■	○/■
▶ Power sunroof*	○/■	○/■	—	—
▶ Dual exhaust outlets	—	•	—	•
▶ Foglamps*	■	■	■	■
Comfort and Convenience Features	L200	L300	LW200	LW300
▶ Automatic transmission (four-speed)	○	•	•	•
▶ Electronic cruise control	•	•	•	•
▶ CFC-free air conditioning with dust and pollen filtration system	•	•	•	•
▶ Rear window defogger with timer	•	•	•	•
▶ Power windows with driver express-down and rear disable	•	•	•	•
▶ Tilt steering wheel	•	•	•	•
▶ Multi-adjustable front bucket seats with adjustable head restraints	•	•	•	•
▶ Six-way power driver's seat*	■	■	■	■
▶ Leather Appointments with heated front seats†	○/■	○/■	○/■	○/■
▶ Brushed metallic interior accents	•	•	•	•
▶ Center console with cupholders, front and rear 12-volt power outlets, and storage area	•	•	•	•
▶ Center-console armrest with storage area	•	•	•	•
▶ 60/40-split folding rear seatbacks	•	•	•	•
▶ Cargo-area cover and covered storage areas	—	—	•	•
▶ Remote hood and trunk releases	•	•	•	•
▶ Floor mats*	■	■	■	■
▶ Rear Seat Reading Lamps	■	■	•	•
Safety and Security	L200	L300	LW200	LW300
▶ Head Curtain Side Air Bags‡	•	•	•	•
▶ Driver and front passenger air bags‡	•	•	•	•
▶ Engine-immobilizing anti-theft system	•	•	•	•
▶ Emergency Trunk Release handle	•	•	—	—
▶ Saturn Security System, including automatic power door locks with anti-lockout feature, remote keyless entry system with alarm activation, panic/alert button feature and trunklid release/liftgate unlock	•	•	•	•
▶ Anti-lock Braking System with Traction Control	○	○	○	○
▶ OnStar® Communications System with one-year Safe & Sound Service Plan**	○	○	○	○

Audio Systems	L200	L300	LW200	LW300
▶ AM/FM stereo with CD player and six speakers	•	•	•	•
▶ Audio System I: AM/FM stereo with CD/cassette player; Saturn Advanced Audio System with separate amplifier, sub-woofer, and six premium speakers; automatic tone control, theft protection	○	○	○	○
▶ Audio System II: AM/FM/cassette stereo with six-disc, in-dash CD changer; Saturn Advanced Audio System with separate amplifier, sub-woofer, and six premium speakers; automatic tone control, theft protection	○	○	○	○
Option Packages	L200	L300	LW200	LW300
▶ Sport Package L200/L300: 16" chrome-clad alloy wheels, foglamps and sunroof	○	○	—	—
▶ Sport Package LW200/LW300: 16" chrome-clad alloy wheels, foglamps and chrome roof rails and liftgate handle	—	—	○	○
▶ Convenience Package: heated power exterior mirrors, driver's seat lumbar support, rear seat folding armrest with cupholders, dual lit visor vanity mirrors, rear seat reading lamps (L200/L300), driver and passenger map lights, and floor mats	○	○	○	○
▶ Comfort Package: six-way power driver's seat and automatic climate control	○	○	○	○
▶ Premium Package: Sport Package, six-disc CD audio system, Leather Appointments‡, Comfort Package, Convenience Package, OnStar Communications System	○	○	○	○
▶ DVD Entertainment Package L200††/LW200: front-console-mounted DVD player; seven-inch, flip-down, movie-format LCD screen; remote control; dual wireless headphones; six-disc, in-dash CD player; amplifier; sub-woofer; six premium speakers; 16" chrome-clad alloy wheels	○	—	○	—
▶ DVD Entertainment Package L300/LW300: front-console-mounted DVD player; seven-inch, flip-down, movie-format LCD screen; remote control; dual wireless headphones; six-disc, in-dash CD player; amplifier; sub-woofer; six premium speakers; 16" chrome-clad alloy wheels; foglamps; Leather Appointments‡, Comfort Package, Convenience Package, OnStar Communications System	—	○	—	○
Instrumentation	L200	L300	LW200	LW300
▶ Speedometer, tachometer, digital trip odometer, and coolant-temperature and fuel-level gauges	•	•	•	•
▶ Oil-life monitor	•	•	•	•
▶ Warning lights for low fuel, low brake fluid, low washer fluid, air bags‡, driver safety belt, battery, oil pressure, and check engine	•	•	•	•
▶ Reminder chimes for headlights on, key in ignition, door open, driver safety belt, parking brake on	•	•	•	•
▶ Liftgate ajar indicator light	—	—	•	•

• = Standard ○ = Optional — = Not Available ■ = Package

*Requires option package where indicated. †Leather-trimmed seats and door panel inserts plus leather-wrapped parking-brake handle, automatic shifter, and steering wheel. Requires Comfort and Convenience Packages. ‡ Always use safety belts and proper child restraints, even with air bags. Children are safer when properly secured in a rear seat. Head Curtain Side Air Bags are designed to help reduce the risk of head and neck injuries to front- and rear-seat occupants on the rear side of certain side-impact collisions. For more Saturn safety information, see the Owner's Handbook. **Requires six-disc CD or CD/cassette audio system. Call 1-800-ONSTAR-7 or visit www.onstar.com for system limitations and details. †† Requires automatic transmission.

Specifications

Engine and Drivetrain	L200	L300	LW200	LW300
Engine	2,198-cc, DOHC, 16-valve, inline-4, alloy cylinder head and block	3,000-cc, DOHC, 24-valve, V-6, alloy cylinder head	2,198-cc, DOHC, 16-valve, inline-4, alloy cylinder head and block	3,000-cc, DOHC, 24-valve, V-6, alloy cylinder head
Horsepower	135 @ 5,200 rpm	182 @ 5,600 rpm	135 @ 5,200 rpm	182 @ 5,600 rpm
Torque (ft. lbs.)	142 @ 4,400 rpm	190 @ 3,600 rpm	142 @ 4,400 rpm	190 @ 3,600 rpm
Valvetrain	4 valves per cylinder, steel timing chain	4 valves per cylinder, rubber timing belt	4 valves per cylinder, steel timing chain	4 valves per cylinder, rubber timing belt
Fuel	Unleaded 87-octane	Unleaded 87-octane	Unleaded 87-octane	Unleaded 87-octane
Transmission (standard)	5-speed manual	4-speed automatic	4-speed automatic	4-speed automatic
Transmission (optional)	4-speed automatic	—	—	—
Chassis				
Drivetrain	Front engine/front-wheel drive			
Body construction	Modified spaceframe with front and rear vibration-isolating subframes			
Exterior panels	Polymer front fenders, door panels and bumper fascias; galvanized-steel hood, roof and quarter-panels; galvanized-steel trunklid (L200/L300); galvanized-steel rear liftgate (LW200/LW300)			
Bumpers	Five-mph front and rear			
Front suspension	Independent MacPherson gas-charged strut with stabilizer bar			
Rear suspension	Independent multi-link with gas-charged shock/spring module and rear stabilizer bar			
Sport-tuned suspension	Specific spring rates, 16" aluminum alloy wheels (L300/LW300)			
Steering	Power-assisted rack-and-pinion			
Brakes	Power-assisted, ventilated front disc/rear drum; power-assisted, ventilated front/solid rear disc (L300/LW300)			
Anti-lock Braking System with Traction Control	Electrohydraulic control unit and four-wheel speed sensors (optional on all models)			
Exhaust	Full stainless steel			
Tires				
Size	P195/65R15 89T	P215/55R16††	P195/65R15 89T	P215/55R16
Type (all-season steel-belted radial)	Touring	Performance	Touring	Performance
Spare	T115/70R16	T115/70R16	T115/70R16	T115/70R16
Wheels	15" steel	16" aluminum alloy	15" steel	16" aluminum alloy
Interior Dimensions Front/Rear (in.)				
Legroom	42.3/35.4	42.3/35.4	42.3/35.4	42.3/35.4
Headroom	39.3/38.0	39.3/38.0	39.3/39.6	39.3/39.6
Shoulder room	55.7/56.1	55.7/56.1	55.7/56.1	55.7/56.1
Hip room	51.7/54.0	51.7/54.0	51.7/54.0	51.7/54.0
Weights, Capacities and Technical Data				
Curb weight, manual/automatic (lbs.)	2,989/3,033	—/3,197	—/3,107	—/3,272
EPA passenger volume (cu. ft.)	96.9	96.9	98.0	98.0
EPA cargo-area volume, seatback up (cu. ft.)	17.5	17.5	33.5	33.5
seatback folded down (cu. ft.)	—	—	79.0	79.0
Fuel capacity (gal.)	15.7	15.7	15.7	15.7
Coefficient of drag (Cd)	0.309	0.309	0.323	0.323
EPA Mileage Estimates*** (City/Highway mpg)				
Manual transmission	23/31	—	—	—
Automatic transmission	24/32	21/29	24/32	21/29

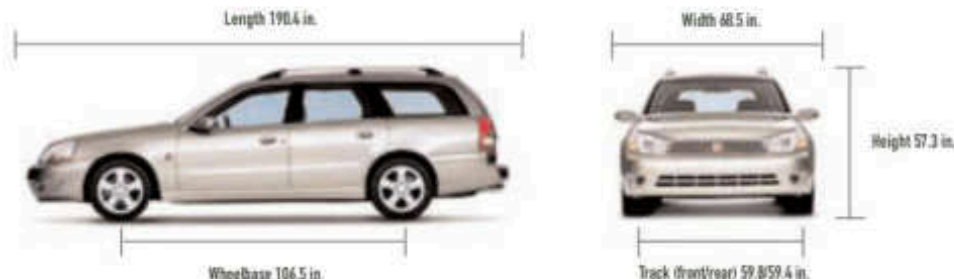
†† Tire chains or cables are not recommended. *** Actual mileage may vary with driving conditions—use for comparison only.

Standard Safety Features

Occupant Protection Head Curtain Side Air Bags • Three-point manual safety-belt system with load-limiting retractor for driver and right-front passenger • Manual lap-shoulder safety belts in outboard rear seat positions • Three-point manual lap-shoulder safety-belt system, center rear seat (L200/L300) • Manual lap safety belt, center rear seat (LW200/LW300) • Energy-absorbing steering column • Child-security rear door locks • Lower Anchors and Top Tethers for compatible child-safety seat (LATCH) • Energy-absorbing instrument panel • Energy-absorbing knee bolsters for driver and right-front passenger • Side-impact protection includes front-door, rear-door and B-pillar energy-absorbing padding; high-strength steel side-impact door beams; reinforced side pillars and underbody; rear seat cross-car beam on wagons • Three-ply laminated windshield with urethane bonding • Safety tempered side and rear window glass • Security door locks and door-retention components

• Adjustable head restraints, driver and front passenger • Breakaway inside rearview mirror • Modified spaceframe construction • Front and rear crumple zones • Rear seat anti-submarining ramps • Automatic door locks

Collision Avoidance Anti-lock Braking System with Traction Control (optional) • Automatic daytime running lamps (DRL) • Automatic halogen projector lowbeam/reflector-optic highbeam headlights • Inside manual day/night rearview mirror • Dual-action hood latch • Side marker lamps and reflectors • Four-way hazard warning flashers • Back-up lights • Center high-mounted stop lamp • Flash-to-pass headlights • Windshield defroster • Easy-to-read gauges (analog) • Illuminated heater and defroster controls • Tires with built-in tread wear indicators • Brake/transmission shift interlock (automatic transmission only) • Maintenance-free battery • Outside dual rearview mirrors



Owner Protection Plan

Moneyback Guarantee Within the first 30 days or 1,500 miles of delivery, whichever comes first, the original purchaser may return his or her 2003 Saturn vehicle—for any reason—if not completely satisfied. In the event that an owner of a new Saturn returns his or her car, he or she may select another one or ask for a full refund of the purchase price. Program provisions are detailed in our 2003 Owner Protection Plan Brochure. The vehicle must be returned in the condition in which it was delivered, without damage or excessive wear and tear. Any vehicle returned will be inspected for damage and excessive wear and tear. If non-warranty repairs equal to or greater than \$300 have been performed or are necessary, the vehicle is not eligible to be returned. If less than \$300, the damage repair estimate will be deducted from the refund/credit.

"Bumper to Bumper" New Car Limited Warranty Our "Bumper to Bumper" New Car Limited Warranty does precisely what the name implies—covers virtually everything on the vehicle from the front bumper to the rear for the first three years or 36,000 miles, whichever comes first. There is no deductible, and the warranty covers the cost of repairs to correct vehicle defects related to materials or workmanship during the warranty period. In the event that the vehicle is sold, the balance of the warranty remains

in effect for subsequent owners at no additional cost. If you want to know more about the Saturn "Bumper to Bumper" New Car Limited Warranty, please refer to the warranty and owner assistance booklet in the Owner's Handbook.

24-Hour Roadside Assistance From the moment of purchase throughout the term of the car's "Bumper to Bumper" New Car Limited Warranty, every Saturn owner is enrolled in Saturn's 24-Hour Roadside Assistance Program. If a problem is experienced, the owner can dial toll-free 1-800-553-6000, and Saturn advisors will arrange towing service or other assistance that is needed. If the problem is due to a warranty-covered defect, Saturn will pay for the cost of the towing service. New Saturn owners receive an information package in the mail within a few weeks after vehicle delivery. This package describes the program and includes an ownership card.

Owner Assistance If Saturn owners need help or just have questions about their cars, they can call their retailers and ask for the Customer Assistance Liaison, who personally handles the request. Or Saturn owners can take advantage of the direct line to Saturn by calling the Saturn Customer Assistance Center at 1-800-553-6000 or sending an e-mail by going to www.saturn.com.



A studio photograph of four models standing against a plain, light-colored wall. From left to right: a Black man in a light blue denim jacket over a striped shirt and tan pants; a white man in a brown leather bomber jacket with white stripes on the sleeves over a grey sweater and dark pants; a white woman in a bright red turtleneck sweater and light blue pants; and a white man in a black ribbed zip-up sweater and light blue pants. The word "Accessories" is overlaid in white text on the left side of the image.

Accessories

Seat Covers Custom-fitted, high-quality seat covers keep front seats clean and like new. Sold individually.



Car Cover Lightweight, all-weather Tyvek® cover protects car's finish, yet allows trapped moisture to evaporate. Optional lock and cable provide additional security.

Sunroof Air Deflector Made of translucent, high-impact polymer, it greatly reduces wind entering sunroof. (Available only on L200 and L300.)



Roof Rack System Corrosion-resistant, aerodynamic rack and attachments secure gear with a sturdy lock. Mounts available for kayaks, surfboards, skis, snowboards and cargo boxes. Easily removed when not in use.

Trunk/Cargo-Area Liner Form-fitted liners stay in place to keep firewood and muddy sports gear from soiling trunk or wagon cargo area. Easily removed for cleaning.



Bike Attachments Choose fully upright or locking fork-mounted systems with optional front-wheel holder. Requires the optional roof rack.

Cargo Net Stretchy Lycra® net with organizing pockets helps keep groceries and gear in place. (Available only on L200 and L300.)



Side-Window Air Deflectors Made of translucent, high-impact polymer, they let fresh air in and keep weather out.

All-Weather Floor Mats Practical, custom-fit black floor mats protect carpets from mud and snow.



Windshield Sunshade Shade blocks sun to keep car interior cool. Rolls up neatly for storage.

Other accessories (not shown): splash guards, front-end cover, roof rack, wind deflector, wheel locks, engine block heater, CarCare Kit, touch-up paint, ashtray package, and locking gas cap.



www.saturn.com



A WORD ABOUT THE CATALOG: We've done our best to make this catalog as comprehensive and factual as possible. We reserve the right, however, to make changes at any time, without notice, in prices, colors, materials, equipment, specifications, models, and availability. Since some information may have been updated since the time of printing, please check with your Saturn retailer or call the Saturn Assistance Center at 1-800-822-9000 for complete details. Saturn and the Saturn emblem are registered trademarks, and L200, L300, LW200, and LW300 are trademarks of Saturn Corporation. ©2002 Saturn Corporation. LPROD03MY