



E Q U A T O R

SUZUKI 2011



TRAVEL LIGHT

LIVE FULLY





PERFORMANCE

4WD

FEATURES

SPECS



EQUATOR RMZ-4 SPORT PACKAGE
Shown in Red River Metallic with accessories



HAUL MORE.

TOW MORE.

STOW MORE.

TOO MANY MORES?

NO WAY.

DO MORE

EQUATOR

PERFORMANCE

4WD

FEATURES

SPECS



TOP CONTENDER

VEHICLE	ENGINE	HORSEPOWER	TORQUE	MAXIMUM TOWING CAPACITY
Suzuki® Equator®	4.0-liter DOHC V6	261-hp	281 lb-ft	6,300 lbs
Honda Ridgeline®	3.5-liter SOHC V6	250-hp	247 lb-ft	5,000 lbs
Toyota Tacoma®	4.0-liter DOHC V6	236-hp	266 lb-ft	6,500 lbs
Chevrolet Colorado®	3.7-liter DOHC 5-cylinder	242-hp	242 lb-ft	5,500 lbs



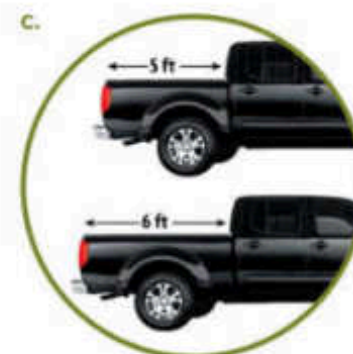
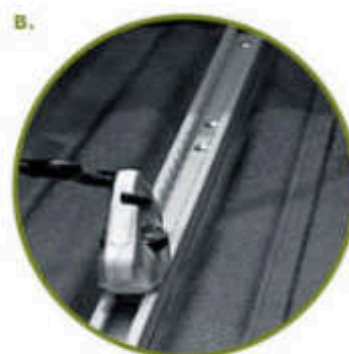
6,300 POUNDS

With this towing capacity, there's not a toy you'll have to leave behind. The standard front and rear limited slip on 4x4 models gives you the ability to get up slippery ramps.

TOWING HAULING

LEGENDARY



Got the Equator RMZ-4? Load it up with the Suzuki RM-Z450 motorcycle, a legend in the motocross world. Now there's not a track you can't take on.



ADAPTABLE

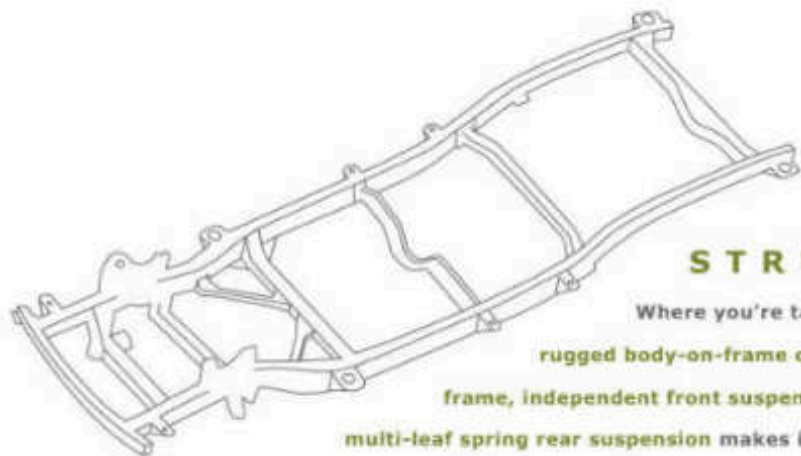
Think utility. Follow the Swiss Army Knife mantra: Do it all. Fit it all. And look sharp while you're at it. A. The available cargo tie-down system securely locks down any payload using five channels and four tough movable/removable cleats. B. Check out the factory-installed spray-on bedliner. Is it body armor or cool detailing? You decide. C. Trick out the Crew Cab with a 5- or 6-foot bed, whichever matches the length you'll go to for fun.

Swiss Army is a trademark of Victorinox AG and Wenger SA. Used by permission.



GRIP

It's you or the ramp. Kick it, and Equator's available 4-Wheel Active Limited Slip Traction Control puts you over the top. No spins. Wheels with traction get the power.



STRENGTH

Where you're taking it, Equator's got to be tough. The rugged body-on-frame construction with fully boxed ladder frame, independent front suspension with stabilizer bar and overslung multi-leaf spring rear suspension makes it solid and keeps the ride smooth.



WARRIOR

Tim is a dirt bike master, hauling his bike every weekend to one track or another, hitting the most challenging obstacle circuits. With Equator, he can have just as much fun getting there and no worries of going OTB (over the bars).

POWER

CAUTION. KEEP YOUR HANDS IN THE VEHICLE AS YOU PASS THE COMPETITION. IT'S NOT GOING TO BE PRETTY — FOR THEM. THE 4.0-LITER DOHC V6 ENGINE CHURNS OUT A SWEET 261-HP WITH 281 LB-FT OF TAKE-CHARGE TORQUE. AND CHECK OUT THIS MECHANICAL BLING: ALLOY BLOCK WITH CAST-IRON CYLINDER LINERS, FORGED STEEL CRANKSHAFT, MICROFINISHED CRANKSHAFT AND CAMSHAFTS, TEFLON®-COATED PISTONS AND VARIABLE VALVE TIMING (VVT).

POWER

PERFORMANCE

4WD

FEATURES

SPECS



EQUATOR RMZ-4 SPORT PACKAGE
Shown in Graphite Interior



AVAILABLE FEATURES

TOUCHSCREEN

GPS NAVIGATION

FOLD-FLAT FRONT

PASSENGER SEAT

LOCKED AND LOADED

HIGH-PERFORMANCE

ROCKFORD FOSGATE®

AUDIO SYSTEM

WITH SUBWOOFER

DUAL GLOVE BOX

REAR UNDER-SEAT

STORAGE

PERFORMANCE

4WD

FEATURES

SPECS

TRACTION



2WD — you can't beat it for most driving conditions. It provides smooth on-road performance and optimal fuel economy.



4WD High maximizes your traction on mud, snow or rough roads by distributing the engine's power to all four wheels.



4WD Low provides optimal low-end traction to master the toughest off-road conditions you take on.



OFF-ROAD

CONTROL

SHIFT



Marchelino throttles his ATV over every obstacle with a twist of the wrist. Likewise, Equator's shift-on-the-fly 4WD easily adjusts to give you the traction you need to power through every terrain and road condition.



20X

Equator's Electronic Control Unit (ECU) has 20 times the computing power of the lunar landing module. Ponder that on your next terrestrial off-road trip.





AGILE

Kite surfing vs. 4-wheeling. The same dynamics apply. **Power. Muscle. Split-second control over rough terrain.** A wicked fascination for a challenge.

ARMORED

You're locked into 4WD Low, scrambling over every crag and divot. You're totally in the moment. You can be, because the available **skid plate** is shielding you from all the rough stuff you're flying over.


OFF-ROAD 4X4 READY

4X4 VEHICLE	HILL HOLD CONTROL & HILL DESCENT CONTROL	ELECTRONIC REAR LOCKING DIFFERENTIAL	ACTIVE LIMITED SLIP TRACTION CONTROL	2-SPEED TRANSFER CASE WITH LOW RANGE
Suzuki Equator	Standard	Standard	Standard	Standard
Honda Ridgeline®	Not Available	Not Available	Available	Not Available
Ford Ranger®	Not Available	Not Available	Not Available	Standard
Chevrolet Colorado®	Not Available	Not Available	Not Available	Standard
Dodge Dakota®	Not Available	Not Available	Not Available	Standard
Toyota Tacoma®	Standard	Standard	Not Available	Standard



10.1"

EQUATOR'S REAR DIFFERENTIAL GROUND CLEARANCE HELPS KEEP YOUR UNDERCARRIAGE WELL ABOVE ALL THAT 4WD ACTION, WHILE **PERFORMANCE-TUNED BILSTEIN® SHOCKS** HELP ABSORB THE OFF-ROAD TERRAIN.

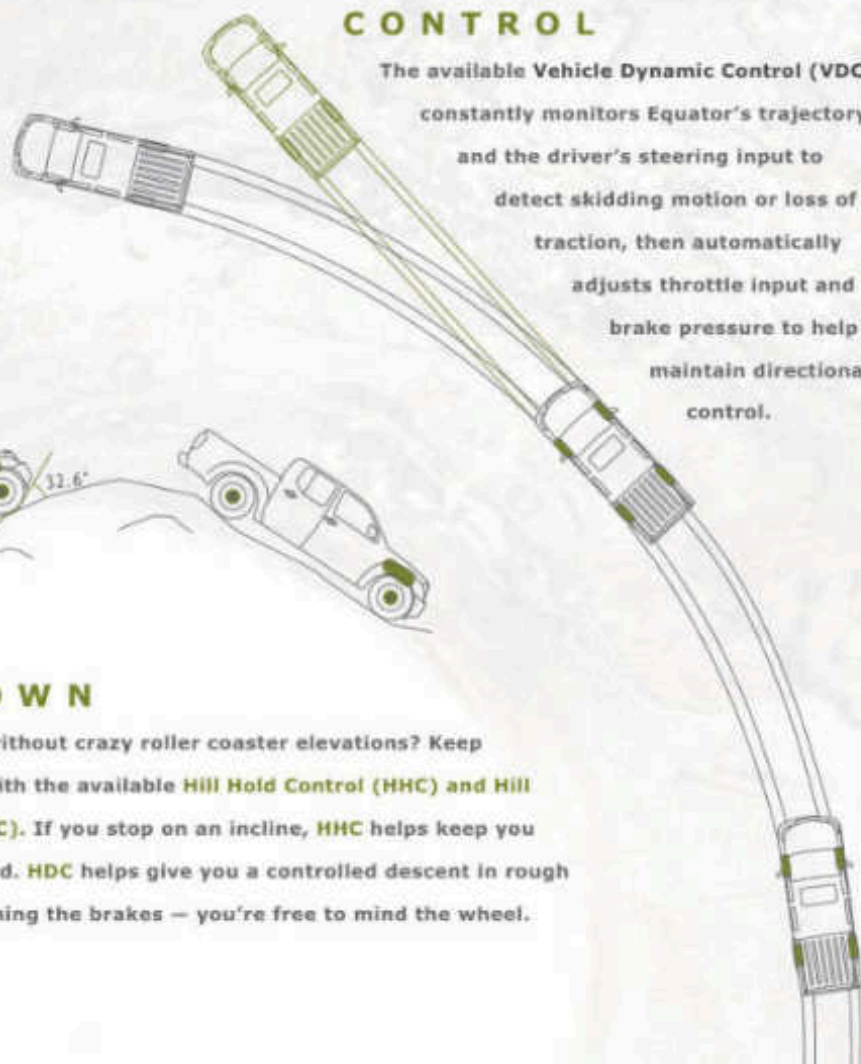


UP & DOWN

What's off-roading without crazy roller coaster elevations? Keep yourself in control with the available **Hill Hold Control (HHC)** and **Hill Descent Control (HDC)**. If you stop on an incline, **HHC** helps keep you from rolling backward. **HDC** helps give you a controlled descent in rough terrain without touching the brakes — you're free to mind the wheel.

CONTROL

The available **Vehicle Dynamic Control (VDC)**¹ constantly monitors Equator's trajectory and the driver's steering input to detect skidding motion or loss of traction, then automatically adjusts throttle input and brake pressure to help maintain directional control.





EQUATOR RMZ-4 SPORT PACKAGE
Shown in Graphite interior with optional equipment



PERFORMANCE

4WD

FEATURES

SPECS

EQUATOR HITS
THE ROAD
FEATURE-PACKED,
ROAD-TESTED AND
PRIMED FOR ACTION.

ROUGH AND READY

EQUATOR RMZ-4 SPORT PACKAGE

Shown in Marine Blue Metallic





PERFORMANCE

4WD

FEATURES

SPECS

WEEKEND WARRIOR

At the Utah National Park or your favorite hangout, Equator's get in, have fun and get out attitude makes it easy to follow the dictates of your inner adventurer.



VERSATILE

The Crew Cab's 60/40 rear seat does an acrobatic flip down creating a hauling or work surface, and then it flips up for additional in-cab storage.



CHOICE

Easy decision. Match your cab size to the number of people who regularly ride with you. Lone wolves may fit best with the **Extended Cab**. If you like to share your ride, then you'll probably want the added seating of the **Crew Cab**.

COMFORT STORAGE

FEATURE-PACKED

VEHICLE	SIDE-CURTAIN AIR BAGS	FOLD-FLAT PASSENGER SEAT	REAR UNDER-SEAT STORAGE	DUAL GLOVE BOX
Suzuki Equator	Standard	Standard	Standard	Standard
Honda Ridgeline®	Standard	Not Available	Standard	Not Available
Toyota Tacoma®	Standard	Standard	Standard	Not Available
Dodge Dakota®	Available	Not Available	Available	Not Available



So you're tough. But even you have to respect the assurance dual-stage front, side and side-curtain air bags give.



Double your dash storage with the dual glove box. It combines access with utility to keep you organized. Or close to it.



Leather-wrapped steering wheel with integrated audio controls is available to keep your eyes on the road and your eardrums on vibrate.



The available Suzuki TRIP® contains over 6 million standard points of interests, such as hotels, restaurants and the nearest gas stations.

LOADED

HOT DNA

Marchelino's snowmobile is powered by a Suzuki engine. Suzuki-powered machines are everywhere. And now there's a Suzuki truck that can haul them around for you.



SOUNDS

Hit the streets backed by your multi-gig MP3 playlists pumping out of the available Rockford Fosgate® 9-speaker audio system. A 6-disc in-dash CD player plays MP3 and WMA™ audio files. It's XM® Satellite Radio ready and allows for direct connection with your iPod®.



PROTECTION

Equator's standard side curtain air bags help prevent head injuries to you and your buddies in the front and rear seats in possible side-impact collisions. The air bags deploy and deflate faster than a rattlesnake can strike, which is just a blur.



HANDS-FREE

THE AVAILABLE BLUETOOTH® HANDS-FREE PHONE SYSTEM KEEPS YOUR HANDS ON THE WHEEL AND CONNECTS YOU TO THE LATEST TECHNOLOGY.

PERFORMANCE

4WD

FEATURES

SPECS



EQUATOR RMZ-4

Shown in Marine Blue Metallic with accessories



PERFORMANCE

4WD

FEATURES

SPECS



EQUATOR RMZ-4 CONCEPT



100,000-MILE/7-YEAR

POWERTRAIN

LIMITED WARRANTY

FULLY TRANSFERABLE

AMERICA'S

#1 WARRANTY

NO DEDUCTIBLE

24-HOUR ROADSIDE

ASSISTANCE

See suzukiauto.com or your local Dealer for more information on warranty highlights or the New Vehicle Warranty Information booklet for full warranty disclosure.

PERFORMANCE

4WD

FEATURES

SPECS

EQUATOR SPECIFICATIONS

COLORS



Glacier White ●



Gunpowder Black ●



Marine Blue Metallic ●



Liquid Metal Metallic ●



Red River ●●

EQUATOR SPECIFICATIONS AND FEATURES

ENGINE AND DRIVETRAIN

2.5-liter DOHC 16-valve 4-cylinder engine, 152-hp @ 5,200 RPM and 171 lb-ft @ 4,400 RPM	S	S	—	—	—
4.0-liter DOHC 24-valve V6 engine, 261-hp @ 5,600 RPM and 281 lb-ft @ 4,000 RPM	—	—	S	S	S
4WD with 2-speed transfer case	—	—	S	—	S
5-speed manual transmission	S	—	—	—	—
5-speed automatic transmission	—	S	S	S	S
Dana 44 rear axle and electronic locking rear differential	—	—	—	—	S
Skid plates — added protection for oil pan, transfer case and fuel tank	—	—	—	—	S
Class III tow hitch with receiver hitch member	O	O	O	O	O

CHASSIS AND BRAKES

Fully boxed ladder frame construction	S	S	S	S	S	S
Independent front suspension with front stabilizer bar	S	S	S	S	S	S
Overslung multi-leaf rear suspension	S	S	S	S	S	S
Alloy wheels	—	16"	17"	17"	17"	16"
Steel wheels	15"	—	—	—	—	—
Bilstein SM high-performance shocks and P265/75R16 BFGoodrich SM Rugged Trail (OWL) tires	—	—	—	—	—	S
4-Wheel Anti-lock Braking System (ABS) with Electronic Brake-Force Distribution (EBD)	S	S	S	S	S	S
4WD Hill Hold Control (HHC) and Hill Descent Control (HDC)	—	—	S	—	S	S
Active Limited Slip Traction Control	—	—	S	S	S	S

EXTERIOR

Extended cab with 90-degree access doors	S	S	S	—	—	—
Crew Cab with four full doors	—	—	—	S	S	S
6-ft bed	S	S	S	—	S	—
5-ft bed	—	—	—	S	—	S
Foglamps	—	—	—	—	—	S
Power sunroof	—	—	—	—	—	O
Folding power side mirrors	Manual	S	S	S	S	S
Spray-on bedliner with cargo bed integrated tie-down system	—	—	—	S	S	S
Detachable tailgate and rear chrome bumper	S	S	S	S	S	S
Privacy glass	S	S	S	S	S	S

INTERIOR

Bluetooth SM hands-free communication	—	—	—	—	—	O
Air conditioning	S	S	S	S	S	S
Leather-wrapped steering wheel	—	—	—	—	—	S
Reclining front bucket seats with center console	S	S	S	S	S	S
Fold-flat front passenger seat and flip-up rear-seat cushions	S	S	S	S	S	S
Driver's seat height adjustment and lumbar support	—	—	—	—	—	S
Rockford Fosgate SM 9-speaker AM/FM/6-disc CD with MP3/WMA SM /XM SM capability	—	—	—	—	—	O
AM/FM/CD audio system with clock	S	S	S	S	S	S
Cruise control	—	S	S	S	S	S
Power door locks and power windows with auto down (driver's)	—	S	S	S	S	S
Remote keyless entry	—	S	S	S	S	S
Front and rear cup holders	S	S	S	S	S	S
Dual power outlets and accessory power delay	S	S	S	S	S	S
Front map light	—	—	S	S	S	S
Rear under-seat storage box	S	S	S	S	S	S

● Desert Fabric

● Graphite Fabric

EXTENDED CAB

CREW CAB

BASE PREMIUM SPORT SPORT SHORT BED SPORT LONG BED RMZ-4

EQUATOR SPECIFICATIONS AND FEATURES

	EXTENDED CAB			CREW CAB		
	BASE	PREMIUM	SPORT	SPORT SHORT BED	SPORT LONG BED	RMZ-4
SAFETY						
Vehicle Dynamic Control (VDC)	—	—	S	S	S	S
Dual-stage advanced front air bags — Supplemental Restraint System (SRS)	S	S	S	S	S	S
Side curtain air bags (front and rear coverage)	S	S	S	S	S	S
Front-seat-mounted side-impact air bags (SRS)	S	S	S	S	S	S
Active front headrests	S	S	S	S	S	S
Variable intermittent wipers	S	S	S	S	S	S
Engine immobilizer	—	—	—	S	S	S
Tire Pressure Monitoring System (TPMS ¹)	S	S	S	S	S	S
Vehicle security system	—	—	—	—	—	S
Side-door guard beam	S	S	S	S	S	S
Energy-absorbing steering column	S	S	S	S	S	S
Front and rear crumple zones	S	S	S	S	S	S
3-point seat belts (all positions)	S	S	S	S	S	S
Front seat belt pretensioners	S	S	S	S	S	S
CAPACITIES AND CURB WEIGHTS						
Maximum payload (lbs)	986	883	1,393	1,471	1,293	1,105
Maximum towing capacity (lbs)	3,500	3,500	6,300	6,300	6,100	6,100
Curb weight (lbs)	3,686	3,801	4,294	4,248	—	4,491
Long bed curb weight (lbs)	—	—	—	—	4,518	—
Seating (passengers)	4	4	4	5	5	5
Fuel capacity (gal)	21.1	21.1	21.1	21.1	21.1	21.1
EXTERIOR DIMENSIONS						
Overall width (in)	72.8	72.8	72.8	72.8	72.8	72.8
Overall height (in)	68.7	68.7	69.7	70.1	70.1	70.1
Bed width at c-channel/bed depth (in)	61.4/18.0	61.4/18.0	61.4/18.0	61.4/18.0	61.4/18.0	61.4/18.0
Short bed/long bed overall length (in)	206.6	206.6	206.6	206.6	220.1	206.6
Wheelbase short/long bed on Crew Cab (in)	125.9	125.9	125.9	125.9	139.9	125.9
Minimum ground clearance (in)	7.6	7.6	8.9	8.6	8.6/8.9	8.9

INTERIOR DIMENSIONS

	EXTENDED CAB	CREW CAB
Head room, front/rear (in)	39.7/38.3	40.0/38.7
Leg room, front/rear (in)	42.4/25.4	42.4/33.6
Shoulder room, front/rear (in)	58.3/54.9	58.3/58.3
Hip room, front/rear (in)	55.8/55.0	55.6/58.0
Interior volume (cu ft)	87.7	101.1

EPA ESTIMATED FUEL ECONOMY

2WD 4-cylinder manual city/highway (mpg)	19/23	—
2WD 4-cylinder automatic city/highway (mpg)	17/22	—
2WD V6 automatic city/highway (mpg)	15/20	15/20
4WD V6 automatic city/highway (mpg)	14/19	14/19

S = Standard O = Optional — = Not Available

EQUATOR RMZ-4 MODEL FEATURES

• Electronic rear locking differential • Bilstein[®] performance shocks • BFGoodrich[®] Rugged Trail 16-inch off-road tires • Underbody skid plates • Unique seat materials • Foglamps • Available Rockford Fosgate[®] premium audio system • Available sunroof • Available Bluetooth[®] hands-free communication • Leather-wrapped steering wheel • Vehicle security system • Driver's seat height adjustment and lumbar support

¹Vehicle Dynamic Control (VDC), which should remain on when driving except when freeing the vehicle from mud or snow, cannot be relied upon to prevent accidents due to abrupt steering, carelessness or dangerous driving techniques. Always drive safely. ²Be extra careful on difficult terrain. Along with concerned conservationists everywhere, Suzuki urges you to Tread Lightly! on public and private land. ³Bilstein[®] is a registered trademark of Krupp Bilstein GmbH Corp. ⁴BFGoodrich[®] is a registered trademark of Michelin North America, Inc. ⁵Bluetooth[®] is a registered trademark of Bluetooth SIG. ⁶Rockford Fosgate[®] is a registered trademark of Rockford Corp. ⁷Required XM[®] tuner and subscription sold separately. All fees and programming subject to change. Subscriptions subject to customer agreement available at xmradio.com. XM[®] service only available in the 48 contiguous United States. XM[®] is a registered trademark of XM[®] Satellite Radio. ⁸Tire Pressure Monitoring System (TPMS) is not a substitute for regular tire pressure inspections. Tire pressures should be checked at least monthly using a tire pressure gauge. Maintaining the recommended tire pressure can help avoid performance problems, tire damage and premature wear. See the Owner's Manual for additional details. ⁹Based on IHS Global Insight data for Japan sales. ¹⁰Based on ALG data as of 7/29/10. ¹¹© 2010 AutoPacific, Inc. Vehicle Satisfaction Award. Honda Ridgeline[®], Toyota Tacoma[®], Chevrolet Colorado[®], Ford Ranger[®], Dodge Dakota[®], Porsche[®], Volvo[®] and Mercedes-Benz[®] are registered trademarks. All competitor specifications are obtained from manufacturers' web sites as of 7/16/10. Color options may vary by trim. Specifications and equipment are based on information available at time of print and subject to change without notice. For more information, contact your local Suzuki Dealer or visit suzuki.com.

EQUATOR ACCESSORIES



Trailer Hitch



Side Steps



Splash Guard



Bed Extender



All-weather Floor Mats

WHEEL AVAILABILITY BY TRIM



Base Wheel



Mid-level Wheel



RMZ-4 Wheel

SUZUKI FAST FACTS:

MAKER OF THE NUMBER-1-SELLING CAR IN JAPAN SIX YEARS IN A ROW⁹.

SECOND LARGEST CAR MANUFACTURER IN JAPAN⁹.

HAS BETTER RESALE VALUE THAN PORSCHE[®], VOLVO[®] AND MERCEDES-BENZ^{®10}.

MAKER OF KIZASHI, HIGHEST SATISFACTION OF ANY 2010 CAR.

AUTOPACIFIC 2010 VEHICLE SATISFACTION AWARD¹¹.



KIZASHI



SX4
CROSSOVER



SX4
SPORTBACK



SX4
SPORT



GRAND
VITARA



EQUATOR



SUZUKIAUTO.COM