

SUZUKI 2010



K I Z A S H I



IT'S A YIN-YANG. KIZASHI'S IMPRESSIVE POWER AND PERFORMANCE ARE
 MATCHED BY THE EQUALLY COMMANDING **AKEBONO® BRAKE COMPONENTS** — THE SAME
 BRAND THAT BRINGS JAPAN'S SCREAMING BULLET TRAINS TO A SAFE AND CONTROLLED STOP.



TORSIONAL HIGH-
 RIGIDITY UNIBODY
 STRUCTURE
 HELPS ENSURE
 A SUPERIOR
 BLEND OF
 SPORTY
 HANDLING,
 QUIETNESS
 AND RIDE
 COMFORT THAT
 LEAVES EVERY
 OTHER SPORTS
 MODEL IN
 THE DUST

BEST-IN-CLASS

STANDARD **185-HP²**

FORGED CRANKSHAFT
 AND STEEL-LINED CYLINDERS

23/31 MPG BASED ON EPA

MILEAGE ESTIMATES FOR KIZASHI CVT FWD³

ADVANCED **VARIABLE INDUCTION SYSTEM (VIS)**

FOR MORE USABLE TORQUE AT A WIDE RANGE OF SPEEDS



STRONG CREDENTIALS AND FRESH INNOVATION

P O T E N T

THE MULTI-LINK REAR SUSPENSION,
A FLOATING SUBFRAME AND A
HIGH-RIGIDITY UNIBODY STRUCTURE HELP
DELIVER THE PRECISE HANDLING PERFORMANCE
AND HELP REDUCE

VIBRATION



POWER ACCOLADES

"Handily beats the dynamics of almost everything else in its price and/or size class."

- automobilemag.com

Automobile

"At the end of the day, we walked away thinking that the Kizashi is the best handling and most composed FWD sedan we've driven."

- *AutoWeek Magazine*

AW

VEHICLE	STANDARD HP	SPORT SEATS	AWD	AVAILABLE WHEEL/TIRE SIZES
KIZASHI 2.4	185	STANDARD	AVAILABLE	235/45-18
MAZDA6 ⁺ 2.5	170	NOT AVAILABLE	NOT AVAILABLE	215/55-17
ALTIMA ⁺ 2.5	175	NOT AVAILABLE	NOT AVAILABLE	215/60-16
ACURA TSX ⁺ 2.4	201	STANDARD	NOT AVAILABLE	225/50-17

AVAILABLE PADDLE SHIFTERS ON CVT MODELS ALLOW FOR QUICK, ON-THE-FLY, MANUAL SHIFTING.



THE AVAILABLE 18-INCH ALUMINUM ALLOY WHEELS WITH HIGH-PERFORMANCE DUNLOP[®] 235/45-18 TIRES PROVIDE RESPONSIVE HANDLING AND EXCELLENT ROAD FEEL.





DIGITAL SOUND PROCESSOR



IPOD COMPATIBLE CONNECTION



USB & WIRELESS AUDIO STREAMING



BLUETOOTH HANDS-FREE CALLING



8-CHANNEL, 10 SPEAKERS



POWERED BY A 425-WATT AMP



THE STANDARD SMARTPASS KEYLESS PUSH-BUTTON IGNITION WITH REMOTE ENTRY MEANS YOUR KEYS



NEVER HAVE TO LEAVE YOUR POCKET.

THE LOOK, FEEL AND SOUND OF QUALITY

LUXURY



CYLINDRICALLY SHAPED, BACKLIT GAUGES FORM KIZASHI'S MAIN INSTRUMENTATION — ONE OF MANY DESIGN ELEMENTS INSPIRED BY LEGENDARY SPORTS CARS.

“WHAT'S IMPRESSIVE HERE IS THE HIGH-QUALITY FEEL OF THE INTERIOR — THE MATERIALS USED ON THE DASHBOARD AND DOOR PANELS ARE FIRST-RATE, AND ITS OVERALL LOOK CERTAINLY CLIMBS A FEW RUNGS ON THE LADDER OF SOPHISTICATION.”

- roadandtrack.com December 2009



TOUCH OF CLASS


Kizashi marks a clear departure from traditional sedans with optimized sound reduction insulation and structure, high-quality finishes and materials, felt-covered glove compartment, door courtesy and front footwell lights.



THE EXPERT TOUCH OF A LEADING ERGONOMIC SPECIALIST IS EVIDENT IN THE **STANDARD SPORT**

SEATS WITH AVAILABLE 10-WAY POWER DRIVER'S SEAT AND 3-POSITION MEMORY.

THE GENEROUS DIMENSIONS AND SPECIAL DENSITY FOAM HELP MINIMIZE DRIVER FATIGUE. CHOOSE HIGH-QUALITY LEATHER OR DELUXE DENSELY WOVEN FABRIC, EACH FINISHED WITH FRENCH SEAM DETAILING.





SUZUKI'S PROPRIETARY **TOTAL EFFECTIVE CONTROL TECHNOLOGY (TECT™)** COCOONS PASSENGERS WITHIN A LIGHT, ENERGY-ABSORBING BODY COMBINED WITH A SUPER-STRONG, DEFORMATION-RESISTING CABIN STRUCTURE THAT ABSORBS AND DISPERSES IMPACT.

2014


READY

Kizashi is one of few cars compliant with the 2014 NHTSA requirements. It meets future safety standards, such as Side-Impact Pole Collision test, Side-Impact Barrier Collision test and upgraded Front Collision test, embodying safety ahead of its time.




VEHICLE	AIRBAG COUNT	REAR-SIDE IMPACT AIRBAGS	PROJECTOR HEADLAMPS	AWD INTEGRATED STABILITY CONTROL
KIZASHI 2.4	8	STANDARD	STANDARD	AVAILABLE
MAZDA6® 2.5	6	NOT AVAILABLE	NOT AVAILABLE	NOT AVAILABLE
ALTIMA® 2.5	6	NOT AVAILABLE	NOT AVAILABLE	NOT AVAILABLE
ACURA TSX® 2.4	6	NOT AVAILABLE	HID	NOT AVAILABLE
PASSAT CC® 2.0T	6	AVAILABLE	NOT AVAILABLE	NOT AVAILABLE

YOUR SAFETY IS OUR TOP CONCERN. KIZASHI BOASTS **EIGHT STANDARD AIRBAGS** — MORE THAN ANY COMPETITOR. WE'VE GOT YOU COVERED!



THE **STANDARD PROJECTOR BEAM HEADLAMPS**

ARE ANYTHING BUT STANDARD. IN FACT, THEY THROW MORE LIGHT, MORE ACCURATELY THAN HALOGENS FOR ENHANCED SAFETY AND VISIBILITY IN ANY DRIVING ENVIRONMENT.



KIA NIRO 2010
SPECIFICATIONS

ENGINE AND DRIVETRAIN

2.4-liter DOHC 4-cylinder engine with 185-hp (MT), 180-hp (CVT) and 170 lb-ft of torque	■	■	■	■
Front-Wheel Drive (FWD)	■	■	■	■
Advanced intelligent All-Wheel Drive (i-AWD*)	○	○	○	○
6-speed manual transmission	■	—	■	■
Performance-tuned Continuously Variable automatic Transmission (CVT)	○	■	○	○
Steering-wheel mounted paddle shifters (CVT models only)	—	—	○	○
High-output dual exhaust system with integrated rear outlets	■	■	■	■
Zero-maintenance timing chain	■	■	■	■

WHEELS AND BRAKES

18-inch alloy wheels with 235/45-18 Dunlop** all-season tires	—	—	■	■
17-inch alloy wheels with 215/55-17 Dunlop** all-season tires	—	■	—	—
16-inch steel wheels with full covers and 215/60-16 Dunlop** all-season tires	■	—	—	—
4-wheel disc brakes with Akebono*** components	■	■	■	■
Sport-tuned, fully independent suspension with KYB*** performance-tuned shock/strut	■	■	■	■

EXTERIOR

Power glass sunroof with tilt feature and 1-touch control	—	—	■	■
Multi-reflector and projector headlamps	■	■	■	■
Automatic headlamp control	—	—	—	■
Fog lamps	—	—	■	■
Variable intermittent wipers	■	■	■	■
Automatic rain-sensing wipers	—	—	—	■
Power side mirrors (heated on AWD or SLS FWD)	■	■	■	■
Rear sonar parking assist†	—	—	—	■

INTERIOR

Integrated touchscreen GPS navigation	—	—	○	○
Bluetooth** wireless streaming audio and hands-free mobile phone connection	—	—	■	■
SmartPass™ keyless push-button ignition and entry	■	■	■	■
Dual-zone automatic climate control with pollen filter and rear-seat vents	■	■	■	■
Sport seats with ergonomic design	■	■	■	■
Leather-appointed interior	—	—	—	■
Leather-wrapped steering wheel with cruise control and integrated audio controls	○	■	■	■
Leather-wrapped shift knob and parking brake lever	—	■	■	■
10-way power driver's seat adjustment with 3-position memory (includes power lumbar)	—	■	■	■
4-way power front passenger's seat	—	—	—	■
Heated front seats	—	—	—	■
Rockford Fosgate*** 425-watt, 10-speaker, 8-channel AM/FM/CD/XM*** audio system with subwoofer	—	—	■	■
7-speaker AM/FM/CD audio system with XM*** compatibility	■	■	—	—
USB† audio input (for MP3 or iPod** music player)	■	■	■	■
Tilt and telescoping steering wheel adjustment	■	■	■	■
Automatic day/night rear view mirror with HomeLink*** remote transmitter	—	—	—	■
Information display (outside temperature, mpg, range, average speed)	■	■	■	■
Power windows (front auto up/down) and door locks	■	■	■	■
Sport gauges featuring backlit instrumentation	■	■	■	■
Interior lighting group (LED ambiance lights including glove compartment, door courtesy and front footwell lights)	■	■	■	■
Overhead console with sunglasses holder	■	■	■	■
Center console storage and armrest storage compartments with power outlets	■	■	■	■

■ = Standard ○ = Optional — = Not Available

COLORS



White Water Pearl



Ice Blue Metallic



Deep Sea Blue Metallic



Platinum Silver Metallic



Azure Gray Metallic



Black Pearl Metallic



Vivid Red

ACCESSORIES



Ski/Snowboard Module



18-inch Chrome Wheels[®]

CARGO

- 60/40 split-folding locking rear seats
- Rear center armrest with pass-through
- Trunk cargo restraint hooks
- Remote trunk release with valet lockout switch

SAFETY

- Electronic Stability Program with FWD
- Intelligent Vehicle Stability Program (i-VSP[™]) with AWD
- Bosch[®] Anti-lock Braking System (ABS) with Electronic Brake-Force Distribution (EBD)
- Brake assist
- Dual front advanced airbags — Supplemental Restraint System (SRS)
- Side-impact airbags front and rear — outboard passengers
- Side-curtain airbags covering front and rear
- Vehicle security system alarm with engine immobilizer
- 3-point front and rear seatbelts with front height adjustment and pretensioners
- Rear child-seat tether anchors (x3) and rear child-seat ISOFIX anchors (x2)
- Side-impact door beams

INTERIOR DIMENSIONS

Head room, front/rear (in)	39.3 / 37.0
Leg room, front/rear (in)	41.7 / 35.6
Shoulder room, front/rear (in)	55.5 / 54.6

EXTERIOR DIMENSIONS

Wheelbase (in)	106.3
Overall length (in)	183.1
Overall width (in)	71.7
Overall height (in)	58.3

CAPACITIES

Seating (passengers)	5
Fuel (gal)	16.6

EPA ESTIMATED FUEL ECONOMY

6MT FWD, city/highway (mpg)	21/31	—	20/29	20/29
CVT FWD, city/highway (mpg)	23/31	23/30	23/30	23/30
CVT AWD, city/highway (mpg)	23/30	22/29	22/29	22/29

● Beige Fabric – S, SE and GTS
● Beige Leather – SLS

● Black Fabric – S, SE and GTS
● Black Leather – SLS

KIZASHI SE MODEL STANDARD FEATURES (ADDITIONAL TO S 6MT)

- Continuously Variable automatic Transmission (CVT) • 215/55-17 Dunlop[®] all-season tires • 10-way power driver's seat
- 3-position driver's memory seat • Cruise control • Leather-wrapped steering wheel, shift knob and parking brake lever

KIZASHI GTS MODEL STANDARD FEATURES (ADDITIONAL TO SE)

- 6-speed manual transmission (FWD only) • touch sunroof • Steering wheel paddle shifters (CVT only)
- 425-watt Rockford Fosgate[®] 10-speaker audio system with subwoofer • 18-inch alloy wheels
- Integrated Bluetooth[®] with audio streaming • Foglamps

KIZASHI SLS MODEL STANDARD FEATURES (ADDITIONAL TO GTS)

- Leather-appointed interior • 3-stage heated front seats • 4-way power front passenger's seat • HomeLink[™] universal garage door opener
- Automatic dimming headlamps • Exterior heated mirrors • Auto day/night mirror (inside) • Automatic rain-sensing wipers
- Rear sonar parking assist[†]

Formula 1[™] is a trademark of Formula One Licensing BV, a Formula One Group Company. 185-hp on MT and 180-hp on CVT-equipped 2.4-liter 4-cylinder engine. [†]Sourced from fueleconomy.gov. [®]USB device, iPod[®] and Bluetooth[®] compatible cell phone supplied by Customer. [†]The highway mpg as displayed is based on EPA mileage estimates, sourced from fueleconomy.gov. (MT FWD and CVT FWD, S trim). Actual highway mpg may vary based on options, driving conditions, driving habits and vehicle's condition. [†]Intelligent Vehicle Stability Program (i-VSP[™]), which should remain on when driving except when freeing the vehicle from mud or snow, cannot be relied upon to prevent accidents due to abrupt steering, carelessness or dangerous driving techniques. Always drive safely. [†]Rear sonar parking assist is a convenience feature and is not a substitute for looking to the rear and using rear view mirrors. Drivers should ensure the area is clear when driving in reverse. [†]See suzuki.com or your local Dealer for more information on warranty highlights or the New Vehicle Warranty Information booklet for full warranty disclosure. [®]Dunlop[®] tires and the associated tire names are registered trademarks of Dunlop[®] Tire and Rubber Corporation. [®]Akebono[®] is a registered trademark of Akebono Brake Corporation. [®]KYB[®] is a registered trademark of KYB Co. Ltd. [®]Bluetooth[®] is a registered trademark of Bluetooth[®] SIG, Inc. [®]Rockford Fosgate[®] is a registered trademark of Rockford Corp. [®]Required XM[®] tuner and subscription sold separately. All fees and programming subject to change. Subscriptions subject to customer agreement available at xmradio.com. XM[®] service only available in the 48 contiguous United States. The XM[®] name is a registered trademark of XM[®] Satellite Radio. [®]iPod[®] is a registered product of Apple, Inc. [®]HomeLink[™] is a registered trademark of Johnson Controls. [®]Bosch[®] is a registered trademark of the Robert Bosch, LLC. [®]Only available on GTS and SLS models. Mazda[®], Altima[®], Acura[®], Passat[®], Nissan GT-R[®] and Porsche Panamera[®] are registered trademarks. All competitor specifications are obtained from manufacturers' web sites. Color options may vary by trim. Specifications and equipment are based on information available at time of print and subject to change without notice. For more information, contact your local Suzuki Dealer or visit suzuki.com.