


◆ 2000 FULL LINE ◆



Engineered to fit your life.™



When everything inside you says, "Go," and the destination is simply "as far away as possible," you know what you're going to need: the Suzuki V6 Grand Vitara. Because when it comes to getting away, few vehicles can whisk you off to more places, and get you there in such comfort and style.

◆ Fire up the powerful V6 engine, and 155 horsepower and 160 lb.-ft. of confidence-building torque will handle a highway merge or a snowy mountain incline with equal efficiency. This responsive engine is a twin-cam, 2.5 liter, 24-valve, DOHC design with all-aluminum construction that offers reduced weight and minimal engine noise and vibration. A precision, zero-maintenance, self-adjusting, two-stage, steel timing chain designed to last the life of the engine shows impressive attention to engineering detail. ◆ This dedication to quality continues throughout with a sturdy steel ladder-frame chassis with boxed rails and a 5-link, coil-spring, rear suspension that welcome spirited off-road adventure. Shift-on-the fly 4WD capability allows for quick change to 4-wheel drive in the JLX, JLX+ and Limited models. Quality shines bright in the Limited model with gold accent features, and fine leather seats and interior

LOADED WITH STYLE TO MAKE EVERY DAY FEEL LIKE GETAWAY DAY.

appointments. ◆ Inside, Grand Vitara's multitude of standard features makes the smooth ride all the more pleasant with AM/FM cassette stereo, air conditioning with micron-air filtration and replaceable filter, power windows, power central door locking system, keyless remote entry, dual airbags, daytime running lights, split-folding rear seatbacks, and plenty of storage space, including below-seat storage bins and front seatback pockets. Side-impact door beams, front and rear crumple zones and an automatic lighting system help you ride stylishly sure and secure. It's the kind of premium attention you should expect from a vehicle in this class.





By its very nature, the SUV adheres to the notion of a certain abundance, with an inclination toward bigger, tougher, and more thoroughly accessorized. And that's just fine with the 4-Door Vitara. Its multitude of features fits every desired requirement, but with a difference — efficient engineering and good sense made

ONE OF THE BIGGEST THINGS ABOUT THE 4-DOOR VITARA IS ITS MULTITUDE OF STANDARD FEATURES.

all those features standard equipment. ♦ Within the driver's reach are an AM/FM cassette stereo, dual cup holders, air conditioning with micron-air filtration and replaceable filter, 7-position tilt steering wheel, and power windows and door locks on the JLS and J LX models. The front seatback pockets stow magazines and maps neatly, and a split-folding rear seatback allows storage of large items. The 4-Door Vitara is a complete package — the amenities you want and the power you need. Its 2.0 liter, 16-valve, DOHC engine powers you over the




most daunting terrain, and the independent strut front suspension and 5-link, coil-spring, rear suspension make the ride smooth and precise. ♦ An engineering standard of safety is also in force for driver and passenger peace of mind with daytime running lights, auto lighting system, dual airbags, and 3-point front seatbelts with adjustable height anchors. From the ground up, the 4-Door Vitara is built with your security in mind, with side-impact door beams and front and rear crumple zones that help progressively absorb the energy of a collision. ♦ When we engineered the 4-Door Vitara, admittedly it was with a lean toward abundance. But to be fair, we didn't concentrate it in one area — The 4-Door Vitara definitely spreads it around.



WHEN YOU CLIMB ABOARD,
THE FREEDOM OF ADVENTURE
CLIMBS ABOARD WITH YOU.

There are folks who get a kick out of leading a double life. People like you. From nine to five, you're the hardworking, run-about-town person. When the weekend rolls around, look out, because there is no stopping your need to get your treads a little dirty. For this, the sporty 2-Door Vitara is the perfect choice. ♦ Fold back or remove the canvas soft-top and feel the wind in your hair and the adrenaline rush pushing you deeper into off-road territory. And while either of its efficient 16-valve engines — the 2.0 liter or 1.6 liter — will effectively handle your daily commute, the solid steel ladder-frame chassis with boxed rails helps propel you in and around more rugged terrain. ♦ Indeed, with an independent strut front suspension and 5-link, coil-spring, rear suspension and plenty of ground clearance, 2-Door Vitara lets you conquer the trails with confidence and comfort. Exercise the option of changing to four-wheel drive with the standard shift-on-the-fly feature of the 4WD JX and JLX models. Engineering to help keep you safe includes: side-impact door beams, front and rear crumple zones, daytime running lights, 3-point front seatbelts with adjustable height anchors, and dual airbags. ♦ Inside, comfort and convenience abound with cozy anti-fatigue seats, AM/FM cassette stereo, power windows and door locks (JLS, JLX), front seatback pockets, and split-folding rear seatbacks that accommodate large cargo. When you climb aboard the 2-Door Vitara, not only does the adventure begin, you'll begin to wonder why it ever has to end.





You know what you want. More importantly you know what you don't want. If you can satisfy both when looking for a vehicle, you're set. Since compromise is not an option, take a long look at the Esteem Sedan. This civilized package of sound engineering offers the unmistakable eye appeal you're looking for, complete with all the trimmings — most of them standard. In fact, few things are missing in this sporty sedan. ♦ You'll be happy to discover air conditioning, AM/FM cassette stereo, and tinted glass. Split-folding rear seatbacks and power windows and door locks are standard on the GLX and GLX+ models. Additional engineering details ensure your peace of mind: daytime running lights,



dual airbags, rear-door child safety locks, 3-point front seatbelts with adjustable height anchors, and rear 3-point belts with center position lap belt. In the event of the unexpected, side-impact door beams help protect, and front and rear crumple zones help absorb collision impact. On the GLX+ model, 4-wheel ABS

WHEN COMPROMISE IS NOT AN OPTION.


offers additional stopping and steering control in emergency situations. The Esteem Sedan quietly and without fanfare performs to your exacting standards. Its multi-point electronic fuel-injected engines — the 1.6 liter, 16-valve SOHC and the 1.8 liter, 16-valve DOHC — are both solid performers and pleasingly fuel efficient. A highly effective system of ventilated front disc and rear drum brakes provides confident stopping power. ♦ It's this multitude of quality components performing as a solid whole that makes Esteem Sedan a sure bet for the "wants" side of your checklist.



IT'S TIME TO RETHINK THE WHOLE CONCEPT OF A WAGON.

Comfort. Convenience. And lots of room. That's basically what a wagon is all about. Well, be prepared to have your whole definition of a wagon redefined, because there is nothing basic about the Esteem Wagon. While it offers plenty of space, it also provides exciting style, sporty performance and impressive fuel economy. Esteem Wagon almost seems too good to be true, but 61 cubic feet of interior storage speak for themselves. ♦ An expansive rear cargo area holds the fallout of the week's activities — Tuesday's golf game, Thursday's softball practice — and allows you to stow your gear and keep it there. Plenty of nooks and crannies store smaller items: a center console, front door map pockets, and a concealed below-deck storage compartment. And yes, you and your passengers will be comfortable and secure in ergonomically-refined seats with 3-point front seatbelts with height adjustable anchors, and rear 3-point belts with center position lap belt. ♦ The multitude of standard features includes air conditioning, AM/FM cassette stereo, power windows and door locks (GLX, GLX+), tinted glass, rear-door child safety locks, daytime running lights and dual airbags. As you head out for fun, catch a little bit of sky with the power tilt-and-slide sunroof that is standard in the GLX+ model. In fact, Esteem Wagon's expansive glass area provides excellent overall visibility. The steeply-sloped windshield, tight body panel fittings, and window-to-metal fit decrease wind-noise and improve fuel economy. ♦ True to its sporty spirit, the Esteem Wagon boasts a powerful 1.8 liter, 16-valve, DOHC engine with a multi-point electronic fuel injection system that offers plenty of go-power and good gas mileage. This all-round good feeling automobile will get you — and all your stuff — where you need to be in style, and will undoubtedly change your concept of a wagon forever.







In a Suzuki Swift, the gas mileage is so good and it's such an easy vehicle to maneuver, you'll look forward to your time behind the wheel. This spunky three-door hatchback's combination of compact size and rack-and-pinion steering gets you in and around traffic with expert efficiency. Best of all, it offers a tight 31.5 foot turning circle so you can slide into those parking spots other cars have to pass up. ♦ For all its compact look and feel, you'll be pleasantly surprised when loading larger items. With the rear seatback folded down, Swift has an impressive 22.5 cubic feet of storage space. There's even a rear luggage security cover to keep your cargo private. When you head out to the highway, enjoy the spirited capability of the 1.3 liter, SOHC, 16-valve engine, and the smooth ride offered by a 4-wheel independent suspension system. Swift is designed with confident safety engineering such as dual airbags, 3-point front and rear seatbelts, side-impact door beams, and front and rear crumple zones which help absorb collision impact. Inside, the Suzuki Swift offers noticeably substantial head and leg room and the comfort of power-boosted ventilation. ♦ Other standard features include a retractable cup holder, reclining front bucket seats, full wheel covers, air conditioning, AM/FM cassette stereo (GL), a rear-window defogger, storage space in the front center console and front door map pockets. With all its appeal, the Suzuki Swift makes it fun to grab the car keys and go.



IT'S TOO MUCH FUN TO
LEAVE IN THE DRIVEWAY.



SPECIFICATIONS AND FEATURES

MECHANICAL FEATURES	GRAND VITARA J.S, J.S+, J.X, J.X+, Limited	4-DR. VITARA J.S, J.X, J.S, J.X	2-DR. VITARA J.S, J.X, J.S, J.X	ESTEEM SEDAN / WAGON GL, GLX, GLX+	SWIFT GA, GL
MECHANICAL FEATURES					
2.3 Liter, V6, DOHC, 24-Valve Engine	•				
2.0 Liter, 4-Cylinder, DOHC, 16-Valve Engine		•	• J.S / J.X		
1.8 Liter, 4-Cylinder, DOHC, 16-Valve Engine				• (Sedan GL, 1.8L Available New 99 • (Sedan GL)	
1.6 Liter, 4-Cylinder, DOHC, 16-Valve Engine			• J.S / J.X		
1.3 Liter, 4-Cylinder, DOHC, 16-Valve Engine					•
Horsepower	135 @ 6,500 rpm	127 @ 6,000 rpm	97 @ 5,200 rpm (1.6 L) 127 @ 6,000 rpm (2.0 L)	95 @ 6,000 rpm (1.8L) 122 @ 6,300 rpm (1.8L)	79 @ 6,000 rpm
Torque	160 lb.-ft. @ 4,000 rpm	134 lb.-ft. @ 3,000 rpm	103 lb.-ft. @ 4,400 rpm (1.6 L) 134 lb.-ft. @ 3,000 rpm (2.0 L)	99 lb.-ft. @ 3,000 rpm (1.8L) 117 lb.-ft. @ 3,500 rpm (1.8L)	75 lb.-ft. @ 3,000 rpm
Multi-Point Electronic Fuel Injection	•	•	•	•	•
5 Speed Manual Transmission	•	•	•	• GL / GLX	•
4 Speed Automatic Transmission	• / • Limited	•	•	• GL / GLX+ / GLX+	•
Independent Strut Front Suspension	•	•	•	• GLX+	•
5-Link, Coil-Spring Rear Suspension	•	•	•	•	•
4-Wheel ABS	• J.S+ / J.X+ / Limited	•	•	• GLX+	•
Power Steering	•	•	•	•	•
Power Brakes	•	•	•	•	•
Shift-on-the-Fly 4WD	• J.X / J.X+ / Limited	• J.X / J.X	• J.X / J.X		
EXTERIOR FEATURES					
Halogen Headlamps	•	•	•	•	•
Fog Lamps	• Limited	•	•	•	•
Aluminum Alloy Wheels	• J.S+ / J.X+ / Limited	• J.S / J.X	• J.S / J.X	• GLX / GLX+	•
Tinted Glass	•	•	•	•	•
2-Speed Wipers w/Variable Intermittent	•	•	•	•	•
Rear Wiper	•	•	•	• Wagon	•
Rear Window Defogger	•	•	•	•	•
Rod Rails	•	•	•	• Wagon	•
Gold Trim Package	• Limited				
SAFETY FEATURES					
Daytime Running Lights	•	•	•	•	•
Dual Airbags	•	•	•	•	•
Auto Lighting System	•	•	•	•	•
Rear-Door Child Safety Locks	•	•	•	•	•
Front and Rear Crumple Zones	•	•	•	•	•
Energy-Absorbing Steering Column	•	•	•	•	•
Side-Impact Beams	•	•	•	•	•
Keyless Remote Entry System	•	• J.S / J.X		• GLX / GLX+	
INTERIOR FEATURES					
Leather Seats	• Limited				
Power Windows	•	• J.S / J.X	• J.S / J.X	• GLX / GLX+	
Power Door Locks	•	• J.S / J.X	• J.S / J.X	• GLX / GLX+	
Air Conditioning	•	• J.S / J.X	• J.S / J.X	•	• GL
Cruise Control	•	• J.S / J.X		• GLX+	
AM/FM Cassette Stereo	•	•	•	•	• GA / • GL
Accessory Socket	•	•	•	•	
Sun Visors w/Extensions	•	•	•	•	
7-Position Tilt Steering Wheel	•	•	•	•	
Dual-Power Side Mirrors	•	• J.S / J.X	• J.S / J.X	• GLX / GLX+	
Fat Carpeting	•	•	•	•	•
Dual Cup Holder	•	•	•	•	•
Reclining Front Bucket Seats	•	•	•	•	•
Split-Folding Rear Seatback	•	•	•	• (Sedan GL, not split)	•
CD Changer	• J.S+ / J.X+ / Limited	•	•	•	•
Arm Rest	• Limited	•	•	•	•
EXTERIOR DIMENSIONS					
Wheelbase	97.6 in.	97.6 in.	86.6 in.	97.6 in.	93.1 in.
Tread Width - Front	59.1 in.	57.5 in.	57.5 in.	56.7 in.	54.5 in.
Tread Width - Rear	59.1 in.	57.5 in.	57.5 in.	56.5 in.	53.5 in.
Overall Length	164.6 in.	163.0 in.	152.0 in.	166.3 in. Sedan / 172.2 in. Wagon	149.4 in.
Overall Width	70.0 in.	67.3 in.	67.3 in.	66.1 in. Sedan / 66.5 in. Wagon	62.6 in.
Overall Height	66 in. 2WD / 68.5 in. 4WD	66 in. 2WD / 68.5 in. 4WD	66.5 in.	53.9 in. Sedan / 55.9 in. Wagon	54.7 in.
INTERIOR DIMENSIONS					
Headroom (Front/Rear)	39.9 in. / 38.6 in.	39.9 in. / 39.0 in.	40.9 in. / 39.5 in.	39.1 in. / 37.2 in. Sedan / 38.8 in. / 38.0 in. Wagon	39.1 in. / 36.0 in.
Legroom (Front/Rear)	41.4 in. / 35.9 in.	41.4 in. / 35.9 in.	41.4 in. / 35.9 in.	42.3 in. / 34.1 in. Sedan / 42.3 in. / 34.1 in. Wagon	42.0 in. / 32.2 in.
Shoulder Room (Front/Rear)	52.6 in. / 52.6 in.	52.8 in. / 52.6 in.	53.0 in. / 52.6 in.	51.8 in. / 52.1 in. Sedan / 51.8 in. / 52.1 in. Wagon	48.9 in. / 48.9 in.
CURB WEIGHT					
	2WD / 4WD	2WD / 4WD	2-DR. VITARA	ESTEEM SEDAN / WAGON	SWIFT
5 Speed Manual Transmission	3064 lbs. / 3197 lbs.	2966 lbs. / 2997 lbs.	J.S 2602 lbs. / J.X 2723 lbs. J.S 2690 lbs. / J.X 2811 lbs.	SEDAN GL / GLX / GLX+ 2227 lbs. / 2249 lbs. / N/A WAGON GL / GLX / GLX+ 2359 lbs. / 2381 lbs. / N/A	1895 lbs.
Automatic Transmission	3064 lbs. / 3197 lbs.	2990 lbs. / 3020 lbs.	J.S 2620 lbs. / J.X 2756 lbs. J.X 2723 lbs. / J.X 2844 lbs.	SEDAN GL / GLX / GLX+ 2262 lbs. / 2284 lbs. / 2315 lbs. WAGON GL / GLX / GLX+ 2414 lbs. / 2436 lbs. / 2480 lbs.	
CAPACITIES					
Cargo Capacity (Rear Seat Down)	44.6 cu. ft.	44.6 cu. ft.	33.7 cu. ft.	12 cu. ft. Sedan / 60.2 cu. ft. Wagon	22.5 cu. ft.
Fuel Tank	17.4 U.S. gal.	17.4 U.S. gal.	14.8 U.S. gal.	12.7 U.S. gal.	10.3 U.S. gal.
EPA FUEL ECONOMY ESTIMATES					
	2WD / 4WD	2WD / 4WD	2WD / 4WD	ESTEEM SEDAN / WAGON	SWIFT
Manual City / Highway	19 / 22 - 19 / 21	22 / 25 - 22 / 25	J.S 25 / 28 - J.X 25 / 27 J.S 22 / 24 - J.X 22 / 24	SEDAN 30 / 37 (1.8L) - 26 / 35 (1.8L) WAGON 27 / 34 (1.8L)	36 / 42
Automatic City / Highway	19 / 21 - 18 / 20	23 / 25 - 23 / 25	J.S 25 / 27 - J.X 24 / 27 J.S 21 / 25 - J.X 21 / 25	SEDAN 27 / 34 (1.8L) - 26 / 33 (1.8L) WAGON 26 / 33 (1.8L)	30 / 34

STANDARD • OPTIONAL • ACCESSORY ▲

† Privacy Glass (Limited)

DRIVE RESPONSIBLY: BUCKLE UP FOR SAFETY - DON'T DRINK AND DRIVE.

NOTE: Sport Utility vehicles handle differently from ordinary passenger cars. Caution: avoid sharp turns and abrupt maneuvers. Always wear your seatbelt. For specific details, please read your Owner's Manual for on- and off-road driving tips. Specifications and equipment based on information available at time of printing and subject to change without notice, and may differ in each sales area. Some vehicles shown with optional equipment. For more details on 2000 options, accessories, and specifications, contact your local Suzuki dealer. Treat Lightly! On Public and Private Land. Along with concerned conservationists everywhere, Suzuki urges you to preserve your future off-road driving opportunities by showing respect for the environment, local laws, and the rights of others.

To avoid injury from an airbag, always place children twelve years old and under in the rear seat, always move both driver and passenger seats as far back from airbag as practical, never transport a child in a rear-facing child seat in the front seat, always use the seatbelts and buckle up properly.

SATIN BLACK

2-Door Vitaris (Black top),
4-Door Vitaris

POLAR WHITE

2-Door Vitaris (White top), 4-Door Vitaris,
Grand Vitaris, Limited, Esteem Sedan,
Esteem Wagon (2-Tone w/Silky Silver
Metallic on GLX), Swift

**CYPRESS GREEN
METALLIC**

2-Door Vitaris (Tan top),
4-Door Vitaris

VICTORY RED

2-Door Vitaris (Black top), Swift

**MERCURY SILVER
METALLIC**

2-Door Vitaris (Black top),
4-Door Vitaris, Swift

**BRILLIANT BLUE
METALLIC**

2-Door Vitaris (White top), Swift

**TORREADOR RED
METALLIC**

4-Door Vitaris

**CATSEY BLUE
METALLIC**

4-Door Vitaris

**MIDNIGHT BLACK
METALLIC**

Grand Vitaris 2-Tone w/Silky Silver
Metallic, Limited available in Monotone

**AVAILABLE
COLORS**

**BALTIC BLUE
METALLIC**

Grand Vitaris 2-Tone w/Silky Silver
Metallic

**MARS RED
METALLIC**

Grand Vitaris 2-Tone w/Silky Silver
Metallic

**SILKY SILVER
METALLIC**

Grand Vitaris, Esteem Sedan,
Esteem Wagon

**GROVE GREEN
METALLIC**

Grand Vitaris 2-Tone w/Silky Silver
Metallic, Esteem Sedan, Esteem Wagon

**PLANET GOLD
METALLIC**

Grand Vitaris

**DEEP SPACE BLUE
METALLIC**

Esteem Sedan, Esteem Wagon
(2-Tone w/Silky Silver Metallic on GLX)

BLUISH BLACK PEARL

Esteem Sedan (Sport package
only available in Bluish Black Pearl),
Esteem Wagon

**CASSIS RED
METALLIC**

Esteem Sedan, Esteem Wagon

SKY BLUE METALLIC

Esteem Sedan, Esteem Wagon

◆ 2000 FULL LINE ◆



Founded in Japan in 1905, Suzuki Corporation distributes and manufactures innovative, high-quality motor products that are engineered to fit consumers' lifestyles. Sold in over 170 countries worldwide, Suzuki provides consumers with state-of-the-art engineering, comfort and economy. Since its founding in 1962 in Brea, California, American Suzuki Motor Corporation's (ASMC) automobile, motorcycle/ATV and marine divisions have introduced award-winning products to an eager US market. Suzuki products have gained a reputation as tough, sporty, practical and value-packed.



© 1999 American Suzuki Motor Corporation, 3271 E. Imperial Highway, Brea, CA 92622-1100
1-877-MYSUZUKI www.suzuki.com 88962-0012 8-99

SUZUKI
Engineered to fit your life.