



2021



Show the world who you really are.



Take center stage with C-HR's uniquely expressive, precision-cut lines, and shine from every angle. Agile handling helps this crossover show off its athletic side, while the driver-focused cockpit keeps you in command. Best of all, since the Toyota Safety Sense® 2.5 (TSS 2.5)¹ suite of active safety technologies comes standard, you'll get a valuable package of cutting-edge safety and cool tech. It's bold and smart, just like you.



Explore every distinct detail at toyota.com/c-hr/photo-gallery

Limited shown in Blizzard Pearl² with Black R-Code³ Roof.
See numbered footnotes in Disclosures section.

Distinct design.



18-in. Alloy Wheels

This sporty turbine-style design on the available 18-in. alloy wheels puts a fresh spin on bold performance — a perfect complement to C-HR's distinguishing exterior.



Leather-Trimmed Interior

Available leather-trimmed heated seats add to the premium feel while firmly supporting you around every corner. Take hold and take control with the available leather-wrapped steering wheel and standard satin-plated shift knob for that perfect blend of elegance and sportiness.



LED Headlights

Shine a light on C-HR's edgy design with standard LED headlights and available Adaptive Front-Lighting System!*



XLE Black Fabric Interior with Blue Accent


Featuring a striking blue detail accent that runs across the dashboard and interior door panels, this premium Black fabric interior is as eye-catching as C-HR's exterior. Available on XLE trim only.



Discover even more outstanding features at toyota.com/c-hr/c-hr-features

Shine through the night.

Express yourself through C-HR Nightshade's blacked out features, including black roof, black badging and 18-in. black sport alloy wheels with black lug nuts. These quietly stylish design elements make C-HR, and you, look sharper than ever.



Black badging



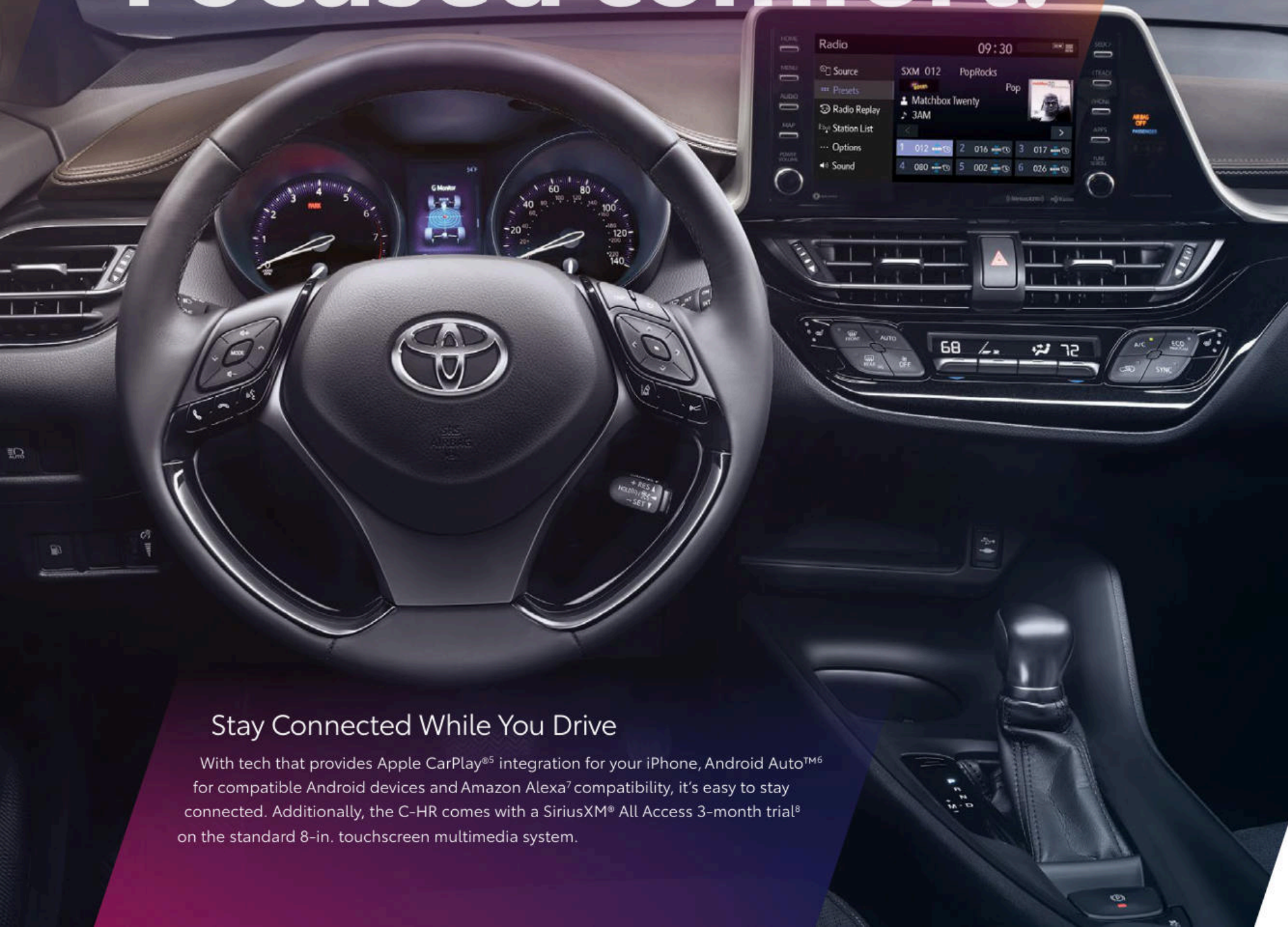
Black chin spoiler



Black door handles and 18-in. black sport alloy wheels with black lug nuts

Nightshade shown in Supersonic Red²
See numbered footnotes in Disclosures section.

Focused comfort.



Stay Connected While You Drive

With tech that provides Apple CarPlay^{®5} integration for your iPhone, Android Auto^{™6} for compatible Android devices and Amazon Alexa⁷ compatibility, it's easy to stay connected. Additionally, the C-HR comes with a SiriusXM[®] All Access 3-month trial⁸ on the standard 8-in. touchscreen multimedia system.

Dual Zone Climate Control

You're cool. But your friend likes it warm. With C-HR's standard dual zone automatic climate control system, have it both ways and ride in total comfort.



Smart Key[®] with Push Button Start

When you're always on the move, you don't want to waste time searching for your keys. That's why C-HR's available Smart Key lets you unlock the front doors and rear hatch, plus start C-HR, far more easily — all while the key fob sits comfortably inside your pocket or bag.



8-way Power-Adjustable Driver's Seat

This available feature is strategically positioned to maximize your comfort for the many escapades ahead.



Blind Spot Monitor¹⁰ with Rear Cross-Traffic Alert¹¹

Don't get taken by surprise. By illuminating a warning signal on the outside mirror, the available Blind Spot Monitor with Rear Cross-Traffic Alert helps identify vehicles when changing lanes or backing out of a parking space.



Learn more at toyota.com/audio-multimedia

Limited interior shown in Black leather trim.
See numbered footnotes in Disclosures section.

Feel protected, wherever you go.

Designed for Safety

Toyota Safety Sense® 2.5 (TSS 2.5)¹ is a bundle of active safety features included at no additional cost. These innovative features were designed to help protect you and your passengers from harm.



Pre-Collision System with Pedestrian Detection¹²



Lane Departure Alert with Steering Assist¹³



Automatic High Beams¹⁴



Full-Speed Range Dynamic Radar Cruise Control¹⁵



Get full standard safety details at toyota.com/safety-sense



Add a personal touch to your C-HR with Genuine Toyota Accessories.



Removable cross bars¹⁶

Mudguards

Cargo liner¹⁷

All-weather floor liners¹⁸

Cargo net — spider¹⁷

Door sill protectors



See all accessories at toyota.com/c-hr/accessories

Some accessories may not be available in all regions of the country. See your Toyota dealer for details.

See numbered footnotes in Disclosures section.



LE



XLE

NIGHTSHADE



LIMITED



Adds to or replaces features offered on LE

Adds to or replaces features offered on XLE

Adds to or replaces features offered on XLE

Mechanical and Performance

- 2.0-Liter 4-Cylinder Engine
- Continuously Variable Transmission with Shift Mode
- 144 hp @ 6100 rpm

Exterior Features

- 17-in. steel wheels and temporary spare
- Multi-reflector LED headlights
- LED Daytime Running Lights
- Heated power outside mirrors with turn signal indicators

Interior Features

- 4.2-in. Multi-Information Display
- 8-in. touchscreen with integrated backup camera display¹⁹
- Apple CarPlay⁵ and Android Auto⁶ and Amazon Alexa⁷ Compatibility
- Dual Zone Auto Climate Control System
- Remote Keyless Entry System with Lock, Unlock and Panic Functions
- One-Touch Automatic Windows
- Sport fabric-trimmed front bucket seats
- 3-passenger rear seating with fabric-trimmed 60/40 split fold-flat second-row rear seat

Safety and Convenience

- Toyota Safety Sense[®] 2.5 (TSS 2.5)¹ includes:
 - Pre-Collision System with Pedestrian Detection¹²
 - Lane Departure Alert with Steering Assist¹³
 - Automatic High Beams¹⁴
 - Full-Speed Range Dynamic Radar Cruise Control¹⁵
 - Lane Tracing Assist²⁰
 - Road Sign Assist²¹
- Tire Pressure Monitoring System²²

Option(s)

- 17" alloy wheels

Mechanical and Performance

- 2.0-Liter 4-Cylinder Engine
- Continuously Variable Transmission with Shift Mode
- 144 hp @ 6100 rpm

Exterior Features

- Vortex-style 18-in. sport alloy wheels with temporary spare
- Heated power auto-folding mirrors with turn signal and blind spot warning indicators¹⁰ and puddle lights with "Toyota C-HR" projection
- Front, passenger and hatchback door handles with touch-sensor lock/unlock feature

Interior Features

- Smart Key System⁹ on Front Doors and Rear Hatch with Push Button Start with Remote Illuminated Entry
- Leather-trimmed tilt/telescopic steering wheel
- Dual sun visors with sliding extensions and illuminated vanity mirrors

Safety and Convenience

- Toyota Safety Sense[®] 2.5 (TSS 2.5)¹ includes:
 - Pre-Collision System with Pedestrian Detection¹²
 - Lane Departure Alert with Steering Assist¹³
 - Automatic High Beams¹⁴
 - Full-Speed Range Dynamic Radar Cruise Control¹⁵
 - Lane Tracing Assist²⁰
 - Road Sign Assist²¹
- Blind Spot Monitor¹⁰ and Rear Cross-Traffic Alert¹¹

Options

- Audio Plus — Includes HD Radio

Mechanical and Performance

- 2.0-Liter 4-Cylinder Engine
- Continuously Variable Transmission with Shift Mode
- 144 hp @ 6100 rpm

Exterior Features

- 18-in. black sport alloy wheels with black lug nuts
- Black exterior accents including chin spoiler, outside door handles and outside mirrors
- Black badging
- Black roof

Interior Features

- Black interior trim including sport fabric-trimmed front bucket seats

Safety and Convenience

- Toyota Safety Sense[®] 2.5 (TSS 2.5)¹ includes:
 - Pre-Collision System with Pedestrian Detection¹²
 - Lane Departure Alert with Steering Assist¹³
 - Automatic High Beams¹⁴
 - Full-Speed Range Dynamic Radar Cruise Control¹⁵
 - Lane Tracing Assist²⁰
 - Road Sign Assist²¹
- Blind Spot Monitor¹⁰ and Rear Cross-Traffic Alert¹¹

Options

- Audio Plus — Includes HD Radio

Mechanical and Performance

- 2.0-Liter 4-Cylinder Engine
- Continuously Variable Transmission with Shift Mode
- 144 hp @ 6100 rpm

Exterior Features

- Turbine-style 18-in. sport alloy wheels with temporary spare
- LED projector beam headlights with Adaptive Front-Lighting System⁴
- High-performance LED fog lights
- Chrome window trim

Interior Features

- Leather-trimmed heated front bucket seats with 8-way power adjustable driver's seat with sport bolsters and lumbar support
- 3-passenger rear seating with leather-trimmed 60/40 split fold-flat second-row rear seat


Safety and Convenience

- Toyota Safety Sense[®] 2.5 (TSS 2.5)¹ includes:
 - Pre-Collision System with Pedestrian Detection¹²
 - Lane Departure Alert with Steering Assist¹³
 - Automatic High Beams¹⁴
 - Full-Speed Range Dynamic Radar Cruise Control¹⁵
 - Lane Tracing Assist²⁰
 - Road Sign Assist²¹
- Blind Spot Monitor¹⁰ and Rear Cross-Traffic Alert¹¹

Options

- Audio Plus — Includes HD Radio

Color




Black Sand Pearl



Blue Eclipse Metallic




Supersonic Red²




Oxide Bronze



Blizzard Pearl²



Magnetic Gray Metallic



Black Sand Pearl
R-Code Silver Knockout Metallic³




Blue Eclipse Metallic
R-Code Black³



Supersonic Red²
R-Code Black³



Oxide Bronze
R-Code Black³




Blizzard Pearl²
R-Code Black³

Trim




LE fabric shown in Black
with Gunmetal accent



XLE fabric shown in Black
with Blue accent



Nightshade fabric trim shown in Black
with Silver accent



Limited leather trim shown in Black
with Silver accent

*Not all colors and trims available on all model grades. See dealer for details.

Wheels



17-in. steel wheel



17-in. alloy wheel (LE)



Vortex-style 18-in.
sport alloy wheel (XLE)



Black 18-in. sport alloy
wheel (Nightshade)



Turbine-style 18-in. sport
alloy wheel (Limited)

DISCLOSURES

Vehicles shown using visual effects and may include options. **1.** Toyota Safety Sense effectiveness is dependent on many factors including road, weather and vehicle conditions. Drivers are responsible for their own safe driving. Always pay attention to your surroundings and drive safely. See *Owner's Manual* for additional limitations and details. **2.** Extra-cost color. **3.** The available R-Code adds differentiation with a black- or silver-painted roof and side mirrors. Extra-cost feature. **4.** The Adaptive Front Lighting System helps improve night vision. Situations such as a dirty windshield, rapidly changing light conditions or hilly terrain may limit effectiveness requiring the driver to manually turn off the system. See *Owner's Manual* for additional limitations and details. **5.** Apps and services are subject to change at any time without notice. Data charges may apply. Apple CarPlay® functionality requires a compatible iPhone® connected with an approved data cable into the USB media port. Apple CarPlay is a registered trademark of Apple Inc. **6.** Android Auto is a trademark of Google LLC. To use Android Auto on your audio display, you'll need an Android Auto compatible vehicle and Android phone. For phone compatibility visit: <https://www.android.com/auto/>. Requires compatible smartphone connected with an approved data cable into the USB media port and data plan rates apply. Apps and services vary by phone carrier and are subject to change at any time without notice. **7.** Amazon, Alexa, and all related logos are trademarks of Amazon.com, Inc. or its affiliates. Not all Amazon Alexa functionality is available for in-vehicle use. **8.** SiriusXM® audio services require a subscription sold separately by Sirius XM Radio Inc. If you decide to continue service after your trial, the subscription plan you choose will automatically renew thereafter and you will be charged according to your chosen payment method at then-current rates. Fees and taxes apply. To cancel, you must call SiriusXM at 1-866-635-2349. See SiriusXM Customer Agreement for complete terms at www.siriusxm.com. All fees and programming subject to change. Not all vehicles or devices are capable of receiving all services offered by SiriusXM. Current information and features may not be available in all locations, or on all receivers. ©2020 Sirius XM Radio Inc. SiriusXM and all related marks and logos are trademarks of Sirius XM Radio Inc. SiriusXM trial length and service availability may vary by model, model year or trim. **9.** The Smart Key system may interfere with some pacemakers or cardiac defibrillators. If you have one of these medical devices, please talk to your doctor to see if you should deactivate this system. **10.** Do not rely exclusively on the Blind Spot Monitor. Always look over your shoulder and use your turn signal. There are limitations to the function, detection and range of the monitor. See *Owner's Manual* for additional limitations and details. **11.** Do not rely exclusively on the Rear Cross-Traffic Alert system. Always look over your shoulder and use your mirrors to confirm rear clearance. There are limitations to the function, detection and range of the system. See *Owner's Manual* for additional limitations and details. **12.** The Pre-Collision System (PCS) with Pedestrian Detection (PD) is designed to determine if impact is imminent and help reduce impact speed and damage in certain frontal collisions involving a vehicle, a pedestrian or a bicyclist. PCS w/PD is not a substitute for safe and attentive driving. System effectiveness depends on many factors, such as speed, size and position of pedestrian or bicyclist and weather, light and

road conditions. See *Owner's Manual* for additional limitations and details. **13.** Lane Departure Alert with Steering Assist is designed to read visible lane markers under certain conditions. It provides a visual and audible alert and slight steering force when lane departure is detected. It is not a collision-avoidance system or a substitute for safe and attentive driving. Effectiveness is dependent on many factors including road, weather and vehicle conditions. See *Owner's Manual* for additional limitations and details. **14.** Automatic high beams operate at speeds above 25 mph. Factors such as a dirty windshield, weather, lighting and terrain limit effectiveness requiring the driver to manually operate the high beams. See *Owner's Manual* for additional limitations and details. **15.** Full-Speed Dynamic Radar Cruise Control (FSDRCC) is designed to assist the driver and is not a substitute for safe and attentive driving practices. System effectiveness is dependent on many factors including road, weather and traffic conditions. Vehicles with manual transmission have regular DRCC. See *Owner's Manual* for additional limitations and details. **16.** Do not overload your vehicle. See *Owner's Manual* for weight limits and restrictions. **17.** Cargo and load capacity limited by weight and distribution. Always properly secure cargo and cargo area. **18.** This floor liner was designed specifically for use in your model and model year vehicle and SHOULD NOT be used in any other vehicle. To avoid potential interference with pedal operation, each liner must be secured with its fasteners. Do not install a floor mat on top of an existing floor liner. **19.** The backup camera does not provide a comprehensive view of the rear area of the vehicle and you should also look around the vehicle, using mirrors to confirm rearward clearance. Environmental conditions may limit effectiveness and view may become obscured. See *Owner's Manual* for additional limitations and details. **20.** Do not rely exclusively on Road Sign Assist (RSA). RSA is a driver support system that utilizes the vehicle's forward facing camera and navigation system (when data is available) to recognize certain road signs and provide information to the driver via the multi-information display and/or Head-Up display. Effectiveness is dependent on road, weather, vehicle and sign conditions. Use common sense when using RSA and do not drive distracted. See *Owner's Manual* for additional limitations and details. **21.** Lane Tracing Assist (LTA) is designed to read visible lane markers and detect other vehicles under certain conditions. It is only operational when DRCC is engaged. See *Owner's Manual* for additional limitations and details. **22.** The Tire Pressure Monitor System alerts the driver when tire pressure is critically low. For optimal tire wear and performance, tire pressure should be checked regularly with a gauge; do not rely solely on the monitor system. See *Owner's Manual* for additional limitations and details. **23.** ToyotaCare covers normal factory scheduled maintenance for two years or 25,000 miles, whichever comes first. Certain models require a different maintenance schedule as described in their *Maintenance Guide*. 24-hour Roadside Assistance is also included for two years, unlimited mileage. Roadside Assistance does not include parts and fluids, except emergency fuel delivery. See Toyota dealer for details and exclusions. Valid only in the continental U.S.



ToyotaCare

No Cost Maintenance Plan and Roadside Assistance

Every new Toyota comes with ToyotaCare, a maintenance plan that covers normal factory scheduled service for 2 years or 25,000 miles, whichever comes first, and 24/7 Roadside Assistance for 2 years, unlimited mileage.²³



For more information, visit toyota.com/toyota-care

toyota.com
1-800-GO-TOYOTA

XLE shown in Oxide Bronze.