



TOYOTA

2024 Toyota Crown

2024 TOYOTA CROWN

An image of innovation.

Meet the 2024 Toyota Crown. This innovative sedan breaks every convention in the book and does so in a bold and fearless fashion. The first thing you and everyone will notice is its unmistakable design. By taking a dynamic combination of elements from a premium sedan, sports car and SUV, you end up with a distinctly crafted look that's not stereotypical. Underneath Toyota Crown's captivating design is an available Hybrid MAX powertrain. This turbocharged engine and electrified system come equipped with a high-output, water-cooled rear

motor that delivers incredibly powerful and smooth linear acceleration. The moment you press down on the pedal, Toyota Crown's exhilarating throttle response energizes you. And when driving through less than perfect road conditions, Toyota Crown's sophisticated standard All-Wheel Drive (AWD) system gives you the grip and stability to power through with confidence. All together, every element of Toyota Crown's advanced engineering puts this sedan a cut above the competition.



Platinum shown in Supersonic Red with Black bi-tone (extra-cost color).


EXTERIOR

Captivating from all angles.

Toyota Crown's magnetic look is unlike anything you've seen before. With Toyota Crown's raised ride height, its elevated cabin sits higher than traditional sedans. And its sleek and aerodynamic shape gives Toyota Crown a look that immediately catches your eye.



Limited shown in Heavy Metal (extra-cost color) with Advanced Technology Package.



Platinum shown in Supersonic Red with Black bi-tone (extra-cost color).

Premium alloy wheels

Strong and lightweight, Toyota Crown's alloy wheels contribute to handling and acceleration, and play a pivotal role in its striking silhouette. Standard 19-in. alloy wheels elegantly complement this sedan's dynamic style. 21-in. machine-finished 10-spoke alloy wheels with black accents on Platinum accentuate Toyota Crown's sporty design.

Disruptive design

Toyota Crown is redefining premium style. At first glance, its dynamically proportioned design gives it an elegant and streamlined appearance. And the sharp line of the Daytime Running Lights emphasizes its contemporary grille, while its refined taillight flows across the rear to complete this sedan's bold design.

Bi-tone exterior


All the components in Toyota Crown Platinum's daring design work together to make one clear argument: This premium sedan was crafted to stand out. With an available bi-tone finish that extends from the hood to the rear,¹ Toyota Crown Platinum commands attention on every occasion.

See numbered footnotes in Disclosures section.

PERFORMANCE


Turbocharged and electrified.

Engineered for excitement, Toyota Crown is most alive going full force. Whether you're merging onto the freeway or driving down city streets, the second you feel Toyota Crown's electrified power, you're ready to take on the day.



Hybrid power and efficiency

Toyota Crown XLE and Limited are equipped with a highly efficient hybrid system that features a high-output bipolar nickel-metal hybrid battery that provides 236 combined net horsepower. Toyota Crown has a remarkable combination of power and efficiency, with an EPA-estimated 41 mpg combined rating.³



Powerful Hybrid MAX powertrain

This available powertrain pairs Toyota Crown's 2.4L turbocharged engine with electric motors — generating an exceptional 340 combined net horsepower. The dynamic placement of the electric motors between the engine and transmission allows for power to be transferred without any lag. The result? An impressive 0-to-60 mph in 5.7 seconds.²




Driving confidence

Toyota Crown's standard All-Wheel Drive (AWD) system automatically supplies power to the rear wheels to help improve traction. The Hybrid MAX powertrain with Full-Time Electronic All-Wheel Drive adjusts between a 70/30 and 20/80 front-and-rear-wheel power split, while the traditional hybrid powertrains use Electronic On-Demand All-Wheel Drive to send up to 80% of power to the rear wheels for more muscle, or automatically operate in FWD mode to optimize fuel efficiency.

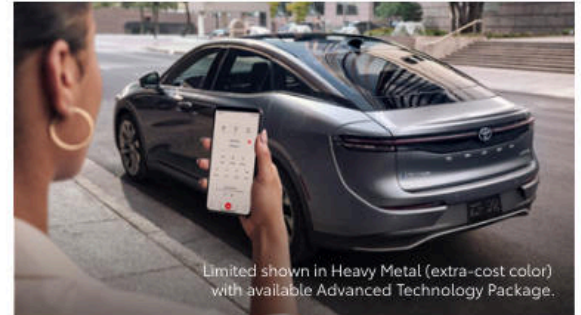
See numbered footnotes in Disclosures section.



Platinum interior shown in Black leather trim.



Platinum shown in Supersonic Red with Black bi-tone (extra-cost color).



Limited shown in Heavy Metal (extra-cost color) with available Advanced Technology Package.



Platinum shown in Supersonic Red with Black bi-tone (extra-cost color) using visual effects.

Toyota Audio Multimedia system

Toyota Crown features Toyota's innovative Human Machine Interface (HMI). This advanced system utilizes Toyota Crown's 12.3-in. Toyota Audio Multimedia touchscreen to heighten your interaction through sight, touch and voice activation. Using this intelligent interface, you can see where you're going with turn-by-turn directions, access multimedia functions, and connect your smartphone to enjoy your favorite apps, playlists and podcasts.

TECHNOLOGY

Tech that feels like second nature.

Toyota Crown's advanced interior offers one incredibly connected driver experience. With elegantly integrated tech like a Qi-compatible wireless charging slot⁴ and an expansive touchscreen display, this intuitive cabin is the definition of driver-centric.

Advanced Park

Toyota Crown's available Advanced Park⁵ makes fitting into a tight spot as simple as pressing a button. Just sit back, take your hands off the wheel and watch this advanced system work its magic.

Digital Key capability

With a Remote Connect trial or subscription,¹⁹ you can use the Toyota app²⁰ to let your smartphone and smartwatch act like your key.⁷ You can lock/unlock doors, heat up the cabin on cold winter mornings and even share your keys with a friend — all from inside the app.

Traffic Jam Assist


Get through congested roads without a hitch. On controlled-access highways, available Traffic Jam Assist (TJA)⁸ helps keep a smooth, steady ride by using a front-mounted radar unit, cameras and sensors designed to detect vehicles ahead and automatically adjust to their speeds. Drive Connect⁹ subscription required.

See numbered footnotes in Disclosures section.



Heated steering wheel and heated and ventilated seats

With the press of a button, Toyota Crown's available heated steering wheel quickly warms up for elevated driving on cold commutes. This refined cabin also features standard heated front seats and available heated rear seats for added comfort in the winter, while its available ventilated front seats help you keep your cool on hot summer days.



Fixed panoramic roof and memory seats

With an abundance of natural light coming in from above, Toyota Crown's available fixed panoramic roof creates a spacious atmosphere. The standard power-adjustable driver's seat dynamically adjusts in eight different ways, and the available driver's-seat memory function remembers your ideal driving position for enhanced comfort and additional lumbar support. Meticulously crafted to the highest standard, Toyota Crown's premium cabin heightens your senses the moment you get behind the wheel.

INTERIOR

Crafted to the highest standard.

High-end design meets highly innovative. Inside, Toyota Crown keeps important information in front of you. The available fixed panoramic roof fills the interior with stunning natural light during the day and available memory seats give you a comfortable ride to every destination.



Get through the day gracefully.

Toyota Crown puts a premium on safe driving. Convenient features like Lane Change Assist¹⁰ and Front Cross-Traffic Alert¹¹ are designed to help you get through your commutes with ease and increased peace of mind.



Blind Spot Monitor with Rear Cross-Traffic Alert and Safe Exit Assist

Standard Blind Spot Monitor (BSM)¹² with Rear Cross-Traffic Alert (RCTA)¹³ is designed to help look out for you. Blind Spot Monitor warns you when a vehicle in the next lane enters Toyota Crown's blind spot on either side of the vehicle. Safe Exit Assist¹⁴ (SEA) uses BSM sensors to detect approaching vehicles. And when you're in reverse, Rear Cross-Traffic Alert helps detect vehicles approaching from either side.




Front and Rear Parking Assist with Automatic Braking

When there is a possibility of contact with a stationary object or vehicle, Toyota Crown's available Front and Rear Parking Assist with Automatic Braking (PA w/AB)¹⁵ sends audible and visual warnings, and in certain conditions, may automatically apply the brakes.




Panoramic View Monitor

When you're parallel-parking downtown or backing out of a spot in a busy garage, Toyota Crown's available Panoramic View Monitor¹⁶ uses cameras on the front, sides and rear to display a panoramic overhead view of what's going on around you.



Lane Change Assist

By partially engaging the turn signal, Toyota Crown's available Lane Change Assist¹⁰ is designed to confirm there are no vehicles in your way and provide steering assistance into the new lane.



Front Cross-Traffic Alert

Available Front Cross-Traffic Alert¹¹ is designed to detect vehicles that may be approaching from the side so you can enter traffic at intersections with added safety.

Innovation for the unexpected.

Take advantage of smarter and convenient technologies designed to simplify your everyday life. Trial periods available on select models for the listed Connected Services.*¹⁷ 4G network dependent.



Remote Connect

Manage your vehicle through the Toyota app.²⁰ Available on select models.¹⁹

- ✓ Digital Key⁷ Capability (if equipped)
- ✓ Unlock/Lock
- ✓ Remote Notifications
- ✓ Guest Driver
- ✓ Smartwatch Compatibility



Wi-Fi Connect

Turn your Toyota into a hotspot with 4G connectivity.¹⁸ Up to 3 GB within 30-day trial included.

- ✓ AT&T Hotspot
- ✓ Integrated Streaming for Apple Music²⁶ and Amazon Music⁵¹ (separate subscriptions required)



Safety Connect[®]

Round-the-clock help when the unexpected happens.²¹ Up to 10-year trial period.

- ✓ Emergency Assistance Button (SOS)
- ✓ Enhanced Roadside Assistance²²
- ✓ Automatic Collision Notification
- ✓ Stolen Vehicle Locator⁵²



Drive Connect

Enhanced features to get you where you need to be.⁹

- ✓ Destination Assist⁵⁵
- ✓ Intelligent Assistant⁵⁴
- ✓ Cloud Navigation⁵³



Service Connect

Being proactive to help keep your vehicle in peak condition.⁴⁰ Up to 10-year trial period.

- ✓ Vehicle Health Report
- ✓ Vehicle Maintenance Alert
- ✓ Maintenance Reminder

*To view included trial details, please visit toyota.com/connected-services.

Services and/or their feature availability may vary by model grade. See numbered footnotes in Disclosures section.

AUDIO MULTIMEDIA

Amplify your drive.

Start your workday on a high note. Toyota Crown's available 11-speaker, 800-watt JBL®²³ Premium Audio system includes a subwoofer and Clari-Fi®²³ technology, delivering an exceptional listening experience for everyone inside the cabin.

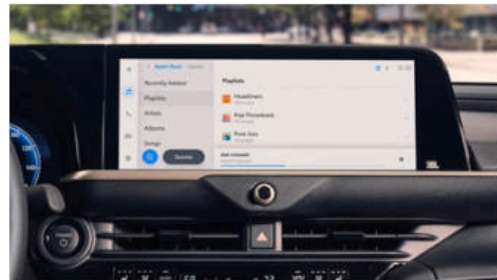


Platinum interior shown in Black leather trim.




Wireless Apple CarPlay®

Apple CarPlay®²⁴ is a smarter, safer way to use your iPhone®²⁵ while driving. Just sit inside Toyota Crown, and your compatible iPhone® wirelessly brings your favorite apps, maps and music onto the multimedia display. You can get directions, make calls, send and receive messages, and listen to music, all while staying focused on the road.



Apple Music®

Built-in Integrated Streaming with Apple Music®²⁶ lets you stream over 100 million songs and 30,000 playlists ad-free — right from your touchscreen display. Just have an Apple Music® subscription and a Toyota Wi-Fi Connect®¹⁸ subscription, and you're good to go.



Wireless Android Auto™


Connect your Android™²⁷ phone, then hit the road. Get all your favorite maps, media and messaging apps on your Toyota Crown's screen display. Talk to Google Assistant™²⁷ on Android Auto™²⁸ to easily get directions, send messages, control media and more. Just say, "Hey Google" to get started.



SiriusXM® Platinum Plan 3-month trial

With the SiriusXM® 3-month Platinum Plan trial subscription,²⁹ you get 425+ channels, including 165+ channels in your vehicle, of ad-free music, plus sports, news, comedy and more. Easily search, discover and listen through personalized channel recommendations curated just "For You." Plus, the Live Sports category puts all your games and teams in one place for easy access.

Screen depictions accurate at time of posting. See numbered footnotes in Disclosures section.



TOYOTA SAFETY SENSE™ 3.0 (TSS 3.0)

Peace of mind comes standard.

Toyota Safety Sense™ 3.0 (TSS 3.0)³⁰ is a bundle of active safety features included on many new Toyota vehicles at no additional cost. These innovative features were designed to help protect you and your passengers from harm.



Pre-Collision System with Pedestrian Detection³¹



Full-Speed Range Dynamic Radar Cruise Control³²



Lane Departure Alert with Steering Assist³³



Automatic High Beams³⁴



Lane Tracing Assist³⁵



Road Sign Assist³⁶



Proactive Driving Assist³⁷

TOYOTA CROWN MODELS



XLE

Includes these key features

Mechanical/Performance

- ✓ Hybrid engine: 2.5-Liter Dynamic Force 4-Cylinder with EV Mode;³⁹ 236 combined net hp
- ✓ Electronically controlled Continuously Variable Transmission (ECVT)
- ✓ All-Wheel Drive (AWD)
- ✓ Eco, Normal, Sport drive modes
- ✓ 42 city/41 highway/41 combined EPA-est. mpg³

Exterior Features

- ✓ 19-in. multi-spoke machined-finish two-tone alloy wheels
- ✓ Bi-LED projector low- and high-beam headlights with auto on/off feature
- ✓ LED taillights and stop lights
- ✓ Color-keyed outside door handles with touch-sensor lock/unlock feature
- ✓ Heated power outside mirrors with turn signal, puddle lights, and power-folding feature

Interior Features

- ✓ Dual zone automatic climate control system with dust and pollen filter, and rear-seat vents
- ✓ Fabric seats with SofTex^{®29} trim; 8-way power-adjustable driver's seat with lumbar support; 8-way power-adjustable front seat
- ✓ Heated front seats
- ✓ 12.3-in. Multi-Information Display (MID) screen
- ✓ Leather-trimmed tilt/telescopic steering wheel, with audio, infotainment and Driver Assist controls
- ✓ Smart Key System on front doors and trunk with Push Button Start

Audio Multimedia

- ✓ 12.3-in. Toyota Audio Multimedia:
 - 12.3-in. touchscreen
 - Six speakers
 - Wireless Apple CarPlay^{®24} compatibility
 - Wireless Android Auto^{™28} compatibility
 - SiriusXM[®] with 3-month Platinum Plan trial subscription²⁹

Connected Services^{*17}

- ✓ Wi-Fi Connect¹⁸
- ✓ Service Connect with up to 10-year trial⁴⁰
- ✓ Remote Connect with 1-year trial¹⁹
- ✓ Safety Connect[®] with up to 10-year trial²¹
- ✓ Drive Connect with 1-year trial⁹

Safety Features

- ✓ Toyota Safety Sense[™] 3.0 (TSS 3.0)³⁰
- ✓ Star Safety System[™]
- ✓ Eight airbags⁴¹
- ✓ Safe Exit Assist (SEA)¹⁴
- ✓ Blind Spot Monitor (BSM)¹² with Rear Cross-Traffic Alert (RCTA)¹³
- ✓ Vehicle Proximity Notification System (VPNS)⁴²



Limited

Adds to or replaces features offered on XLE

Mechanical/Performance

- ✓ Hybrid engine: 2.5-Liter Dynamic Force 4-Cylinder with EV Mode;³⁹ 236 combined net hp
- ✓ Electronically controlled Continuously Variable Transmission (ECVT)
- ✓ All-Wheel Drive (AWD)
- ✓ Eco, Normal, Sport drive modes
- ✓ 42 city/41 highway/41 combined EPA-est. mpg³

Exterior Features

- ✓ 19-in. multi-spoke machined-finish two-tone alloy wheels
- ✓ Quad-LED projector low- and high-beam headlights with auto on/off feature
- ✓ Panoramic fixed-glass roof with power sunshade

Interior Features

- ✓ Leather front seats with seatback pockets; 8-way power-adjustable driver's seat with lumbar support; memory function; 8-way power-adjustable front passenger seat
- ✓ Heated and ventilated front seats
- ✓ Heated rear seats
- ✓ 12.3-in. Multi-Information Display (MID) screen
- ✓ Heated leather-trimmed tilt/telescopic steering wheel with audio, infotainment and Driver Assist controls
- ✓ Smart Key System on all doors and trunk with Push Button Start and remote illuminated entry

Audio Multimedia

- ✓ 12.3-in. Toyota Audio Multimedia:
 - 12.3-in. touchscreen
 - Wireless Apple CarPlay^{®24} compatibility
 - Wireless Android Auto^{™28} compatibility
 - SiriusXM[®] with 3-month Platinum Plan trial subscription²⁹
 - 11-speaker JBL^{®23} Premium Audio including subwoofer and amplifier

Connected Services^{*17}

- ✓ Wi-Fi Connect¹⁸
- ✓ Service Connect with up to 10-year trial⁴⁰
- ✓ Remote Connect with 1-year trial¹⁹
- ✓ Safety Connect[®] with up to 10-year trial²¹
- ✓ Drive Connect with 1-year trial⁹

Safety Features

- ✓ Toyota Safety Sense[™] 3.0 (TSS 3.0)³⁰
- ✓ Star Safety System[™]
- ✓ Eight airbags⁴¹
- ✓ Safe Exit Assist (SEA)¹⁴
- ✓ Blind Spot Monitor (BSM)¹² with Rear Cross-Traffic Alert (RCTA)¹³
- ✓ Front and Rear Parking Assist with Automatic Braking (PA w/AB)¹⁵
- ✓ Vehicle Proximity Notification System (VPNS)⁴²

Options and Packages

- ✓ Advanced Tech Package
 - 21-in. 10-spoke dark metallic alloy wheels
 - Panoramic View Monitor¹⁶ with 360-degree Overhead View in low-speed drive and reverse, and Curb View
 - Digital Key⁷ capability (Remote Connect trial or subscription¹⁹ required.)
 - Front Cross-Traffic Alert¹¹
 - Traffic Jam Assist (TJA)⁸
 - Lane Change Assist (LCA)¹⁰



Platinum

Adds to or replaces features offered on Limited

Mechanical/Performance

- ✓ Hybrid MAX engine: 2.4-Liter 4-Cylinder turbocharged Hybrid, 340 combined net hp
- ✓ Direct Shift-6AT 6-speed automatic transmission
- ✓ All-Wheel Drive (AWD)
- ✓ Eco, Comfort Normal, Sport S, Sport S+ and Custom drive modes
- ✓ Adaptive Variable Suspension (AVS) system
- ✓ 29 city/32 highway/30 combined EPA-est. mpg¹

Exterior Features

- ✓ 21-in. 10-spoke machined-finish alloy wheels with black accents
- ✓ Quad-LED projector low- and high-beam headlights with auto on/off feature
- ✓ Panoramic fixed-glass roof with power sunshade

Interior Features

- ✓ Leather front seats with seatback pockets; 8-way power-adjustable driver's seat with lumbar support; memory function; 8-way power-adjustable front passenger seat
- ✓ Heated and ventilated front seats
- ✓ Heated rear seats
- ✓ 12.3-in. Multi-Information Display (MID) screen
- ✓ Heated leather-trimmed tilt/telescopic steering wheel with paddle shifters, and audio, infotainment and Driver Assist controls
- ✓ Smart Key System on all doors and trunk with Push Button Start and remote illuminated entry
- ✓ Digital Key⁷ capability (Remote Connect trial or subscription¹⁹ required.)

Audio Multimedia

- ✓ 12.3-in. Toyota Audio Multimedia:
 - 12.3-in. touchscreen
 - Wireless Apple CarPlay^{®24} compatibility
 - Wireless Android Auto^{™28} compatibility
 - SiriusXM[®] with 3-month Platinum Plan trial subscription²⁹
 - 11-speaker JBL^{®23} Premium Audio including subwoofer and amplifier

Connected Services^{*17}

- ✓ Wi-Fi Connect¹⁸
- ✓ Service Connect with up to 10-year trial⁴⁰
- ✓ Remote Connect with 1-year trial¹⁹
- ✓ Safety Connect[®] with up to 10-year trial²¹
- ✓ Drive Connect with 1-year trial⁹


Safety Features

- ✓ Toyota Safety Sense[™] 3.0 (TSS 3.0)³⁰
- ✓ Star Safety System[™]
- ✓ Eight airbags⁴¹
- ✓ Safe Exit Assist (SEA)¹⁴
- ✓ Panoramic View Monitor¹⁶ with 360-degree Overhead View in low-speed drive and reverse, and Curb View
- ✓ Front Cross-Traffic Alert¹¹
- ✓ Traffic Jam Assist (TJA)⁸
- ✓ Lane Change Assist (LCA)¹⁰
- ✓ Blind Spot Monitor (BSM)¹² with Rear Cross-Traffic Alert (RCTA)¹³
- ✓ Front and Rear Parking Assist with Automatic Braking (PA w/AB)¹⁵
- ✓ Vehicle Proximity Notification System (VPNS)⁴²

Options and Packages

- ✓ Bi-tone exterior color¹

TOYOTA CROWN COLORS & TRIMS




Black




Supersonic Red¹




Bronze Age*



Magnetic Gray Metallic



Heavy Metal¹



Oxygen White¹



XLE fabric and SofTex^{®39} trim shown in Black



Limited/Platinum leather shown in Black



Limited leather shown in Macadamia



Limited leather shown in Black/Dark Chestnut

Available Black bi-tone¹



Supersonic Red with Black bi-tone¹, Oxygen White with Black bi-tone¹, Bronze Age with Black bi-tone¹, Heavy Metal with Black bi-tone¹

TOYOTA CROWN WHEELS



19-in. multi-spoke machined-finish two-tone alloy wheels



21-in. 10-spoke dark metallic alloy wheels



21-in. 10-spoke machined-finish alloy wheels with black accents

¹Only available on Platinum with Black bi-tone. See numbered footnotes in Disclosures section.

TOYOTA CROWN ACCESSORIES

This is a great way to add extra personality to your Toyota Crown. Not every accessory is available in your area, so for a complete list of accessories, go to toyota.com/toyotacrown/accessories.



All-weather floor liners⁴³



All-weather trunk mat



Cargo net⁴⁴



Illuminated doorsills



Key gloves



Front side logo puddle lamps



Rear bumper appliqué



Mudguards



Carpet cargo mats

WARRANTIES

Every Toyota Car, Truck and SUV is built to exceptional standards. And that's not idle boasting. We back it up with these Limited Warranty Coverages:

Basic: 36 months/36,000 miles (all components other than normal wear and maintenance items).

Hybrid-Related Component Coverage: Hybrid-related components, including the battery control module, hybrid control module and inverter with converter, are covered for 8 years/100,000 miles. Refer to applicable *Warranty and Maintenance Guide* for details.

Hybrid Battery: HV battery is covered for 10 years or 150,000 miles, whichever comes first. Warranty coverage is subject to terms and conditions. Refer to applicable *Warranty and Maintenance Guide* for details.

Powertrain: 60 months/60,000 miles (engine, transmission/transaxle, drive system, seatbelts and airbags).

Rust-Through: 60 months/unlimited miles (corrosion perforation of sheet metal).

Emissions: Coverages vary under Federal and California regulations. Refer to applicable *Warranty and Maintenance Guide* for details.

Accessories: For Genuine Toyota Accessories purchased at the time of the new vehicle purchase, the Toyota Accessory Warranty coverage is in effect for 36 months/36,000 miles from the vehicle's in-service date, which is the same coverage as the Toyota New Vehicle Limited Warranty.

For Genuine Toyota Accessories purchased after the new vehicle purchase the coverage is 12 months, regardless of mileage, from the date the accessory was installed on the vehicle, or the remainder of any applicable new vehicle warranty, whichever provides greater coverage.

You may be eligible for transportation assistance if it's necessary that your vehicle be kept overnight for repairs covered under warranty. Please see your authorized Toyota dealership for further details.

For complete details about Toyota's warranties, please visit www.toyota.com, refer to the applicable *Warranty and Maintenance Guide* or see your Toyota dealer.

TOYOTA CROWN FEATURES^{4,5}

S = Standard **O = Optional** **P = Available as part of a package**

Exterior

| | XLE | Limited | Platinum |
|--|-----|---------|----------|
| 21-in. 10-spoke machined-finish alloy wheels with black accents | | | S |
| 21-in. 10-spoke dark metallic alloy wheels | | P | |
| 19-in. multi-spoke machined-finish two-tone alloy wheels | S | S | |
| Quad-LED projector low- and high-beam headlights, Automatic High Beams (AHB) ³⁴ and auto on/off | | S | S |
| Bi-LED projector low- and high-beam headlights, Automatic High Beams (AHB) ³⁴ and auto on/off | S | | |
| LED Daytime Running Lights (DRL) | S | S | S |
| LED taillights and stop lights | S | S | S |
| Color-keyed outside door handles with touch-sensor lock/unlock feature | S | S | S |
| Panoramic fixed-glass roof with power sunshade | | S | S |
| Heated power outside mirrors with turn signal and blind spot warning indicators ¹² puddle lights, and power-folding feature | S | S | S |
| Bi-tone exterior color ¹ | | | O |
| Washer-linked variable intermittent windshield wipers | S | | |
| Rain-sensing variable intermittent windshield wipers | | S | S |

Interior

| | | | |
|---|---|---|---|
| Dual zone automatic climate control system with dust and pollen filter, and rear-seat vents | S | S | S |
| Qi-compatible wireless smartphone charging ⁴ with full-charge indicator light | S | S | S |
| 12.3-in. Multi-Information Display (MID) screen | S | S | S |
| Fabric seats with SofTex ^{®39} trim; 8-way power-adjustable driver's seat with lumbar support; 8-way power-adjustable front passenger seat | S | | |
| Leather front seats; 8-way power adjustable driver's seat with lumbar support; memory function; 8-way power adjustable front passenger seat | | S | S |
| Heated front seats | S | | |
| Heated and ventilated front seats | | S | S |
| Heated rear seats | | S | S |
| 60/40 split fold-down rear seats with adjustable headrest, and a center armrest with cup holders | S | S | S |
| Heated leather-trimmed tilt/telescopic steering wheel with paddle shifters, and audio, infotainment and Driver Assist controls | | | S |
| Heated leather-trimmed tilt/telescopic steering wheel with audio, infotainment and Driver Assist controls | | S | |
| Leather-trimmed tilt/telescopic steering wheel, with audio, infotainment and Driver Assist controls | S | | |
| Leather shift knob | S | S | S |
| Digital Key ⁷ capability (Remote Connect trial or subscription ¹⁹ required.) | | P | S |
| Smart Key System on front doors and trunk with Push Button Start, remote keyless entry system with lock, unlock and panic functions | S | | |
| Smart Key System on all doors and trunk with Push Button Start, remote keyless entry system with lock, unlock, panic functions and remote illuminated entry | | S | S |
| Power window with auto up/down and jam protection | S | S | S |
| Auto-dimming rearview mirror with HomeLink ^{®40} universal transceiver | S | S | S |
| LED front and rear reading lights and cargo area light | S | S | S |
| Dual extendable sun visors and illuminated vanity mirrors | S | S | S |
| Four USB-C charge ports ⁴⁷ — two front/two rear | S | S | S |
| One USB-A charge port ⁴⁷ — front console | S | S | S |
| One 12V/120W auxiliary power outlet in front console ⁴⁸ | S | S | S |
| Rear window defogger | S | S | S |
| Electric Parking Brake (EPB) ⁴⁹ with Brake Hold ⁵⁰ function | S | S | S |

Audio Multimedia

| | | | |
|---|---|---|---|
| 12.3-in. Toyota Audio Multimedia with wireless Apple CarPlay ^{®24} & Android Auto ^{™28} compatibility, SiriusXM [®] with 3-month Platinum Plan trial subscription. ²⁵ See toyota.com/audio-multimedia for details. | S | S | S |
| Six speakers | S | | |
| 11-speaker JBL ^{®23} Premium Audio including subwoofer and amplifier | | S | S |

Connected Services¹⁷ Trials

| | | | |
|---|---|---|---|
| Wi-Fi Connect ¹⁸ — with AT&T Wi-Fi hotspot and Integrated Streaming (Apple Music ^{®26} and Amazon Music ^{®21}) compatibility. 30 days or up to 3GB trial included. ¹⁹ Subscription required. 4G network dependent. | S | S | S |
| Service Connect ⁴⁰ — receive personalized maintenance updates and vehicle health reports. Subscription required. 4G network dependent. Up to 10-year trial. ⁴⁰ | S | S | S |
| Remote Connect ¹⁹ — remotely interact with your vehicle through the Toyota app ²⁰ via your smartwatch. Depending on grade, allows you to lock/unlock doors, start and stop the vehicle, locate your last parked location, check vehicle status and monitor guest drivers. Subscription required after trial. 4G network dependent. 1-year trial included. ¹⁹ | S | S | S |
| Safety Connect ²¹ — includes Emergency Assistance, Enhanced Roadside Assistance, Automatic Collision Notification and Stolen Vehicle Locator. ²² Subscription required. 4G network dependent. Up to 10-year trial. ²¹ | S | S | S |
| Drive Connect ⁹ — includes Cloud Navigation ⁵³ with Google Points-of-Interest (POI) data, Intelligent Assistant ⁵⁴ with Hey, Toyota, and Destination Assist. ⁵⁵ 4G network dependent. Subscription required. 1-year trial included. ⁹ | S | S | S |

TOYOTA CROWN FEATURES^{4,5}

S = Standard O = Optional P = Available as part of a package

Safety and Convenience

| | XLE | Limited | Platinum |
|---|-----|---------|----------|
| Toyota Safety Sense™ 3.0 (TSS 3.0) ³⁰ — Pre-Collision System w/Pedestrian Detection (PCS w/PD), ³¹ Full-Speed Range Dynamic Radar Cruise Control (DRCC), ³² Lane Departure Alert w/Steering Assist (LDA w/SA), ³³ Lane Tracing Assist (LTA), ³⁵ Automatic High Beams (AHB), ³⁴ Road Sign Assist (RSA), ³⁶ Proactive Driving Assist (PDA) ³⁷ | S | S | S |
| STAR SAFETY SYSTEM ™ Star Safety System™ — includes Vehicle Stability Control (VSC), ³⁶ Traction Control (TRAC), Anti-lock Brake System (ABS), Electronic Brake-force Distribution (EBD), Brake Assist (BA) and Smart Stop Technology® (SST) ³⁷ | S | S | S |
| Eight airbags ⁴¹ — includes driver and front passenger Advanced Airbag System, driver and front passenger seat-mounted side airbags, driver and front passenger knee airbags, and front and rear curtain shield airbags | S | S | S |
| Backup camera ³⁸ with dynamic gridlines | S | S | |
| Panoramic View Monitor ³⁶ with 360-degree Overhead View in low-speed drive and reverse, and Curb View | | P | S |
| Driver and front passenger Whiplash-Injury-Lessening (WIL) seats ⁵⁹ | S | S | S |
| Energy-absorbing collapsible steering column | S | S | S |
| LATCH (Lower Anchors and Tethers for Children) includes lower anchors on outboard rear seats and tether anchors on all rear seats | S | S | S |
| Rear-Seat Reminder ⁴⁰ | S | S | S |
| Safe Exit Assist (SEA) ⁴⁴ | S | S | S |
| Tire Pressure Monitor System (TPMS) ⁶¹ with direct pressure readout and individual tire location alert | S | S | S |
| Blind Spot Monitor (BSM) ¹⁴ with Rear Cross-Traffic Alert (RCTA) ¹³ | S | S | S |
| Front and Rear Parking Assist with Automatic Braking (PA w/AB) ¹⁵ | | S | S |
| Front Cross-Traffic Alert ¹¹ | | P | S |
| Traffic Jam Assist (TJA) ⁸ | | P | S |
| Lane Change Assist (LCA) ¹⁰ | | P | S |
| Vehicle Proximity Notification System (VPNS) ⁴² | S | S | S |
| Hill Start Assist Control (HAC) ⁶² | S | S | S |
| Anti-theft system with alarm and engine immobilizer ⁶ | S | S | S |

Packages and Options

| | | | |
|--|--|---|---|
| Bi-tone exterior color ¹ | | | O |
| Advanced Technology Package — includes 21-in. 10-spoke dark metallic alloy wheels, Front Cross-Traffic Alert, ¹¹ Traffic Jam Assist (TJA), ⁸ Lane Change Assist (LCA), ¹⁰ Panoramic View Monitor ³⁶ and Remote Connect ¹⁹ with Digital Key ⁷ capability (Remote Connect trial or subscription ¹⁹ required.) 4G network dependent. | | P | |

TOYOTA CROWN SPECIFICATIONS

S = Standard O = Optional P = Available as part of a package

Mechanical/Performance

XLE Limited Platinum

ENGINE

| | | | |
|--|---|---|---|
| Hybrid MAX 2.4-Liter inline 4-Cylinder turbocharged Hybrid; 340 hp | | | S |
| Hybrid engine: 2.5-Liter Dynamic Force 4-Cylinder with EV Mode; ³⁸ 236 hp | S | S | |
| Compression ratio: 14.0:1 | S | S | |
| Compression ratio: 11.0:1 | | | S |
| Emission rating: Super Ultra-Low Emission Vehicle (SULEV) | S | S | S |

TRANSMISSION

| | | | |
|---|---|---|---|
| Direct Shift-6AT 6-speed automatic transmission | | | S |
| Electronically controlled Continuously Variable Transmission (ECVT) | S | S | |

DRIVETRAIN

| | | | |
|-----------------------|---|---|---|
| All-Wheel Drive (AWD) | S | S | S |
|-----------------------|---|---|---|

DRIVE MODES

| | | | |
|---|---|---|---|
| Eco, Normal, Sport drive modes | S | S | |
| EV Mode ³⁸ | S | S | |
| Eco, Comfort Normal, Sport S, Sport S+ and Custom drive modes | | | S |

HV TRACTION BATTERY

| | | | |
|------------------------------------|--------|--------|--------|
| Type: Nickel-Metal Hydride (Ni-MH) | S | S | S |
| Battery voltage | 230.4V | 230.4V | 230.4V |

STEERING

| | | | |
|---|----|----|----|
| Electric Power Steering (EPS); power-assisted rack-and-pinion | S | S | S |
| Turning circle diameter, curb-to-curb (ft.) | 19 | 19 | 19 |

SUSPENSION

| | | | |
|---|---|---|---|
| Independent MacPherson strut front suspension with stabilizer bar; multi-link rear suspension with stabilizer bar | S | S | S |
| Adaptive Variable Suspension (AVS) system | | | S |

BRAKES

| | | | |
|--|---|---|---|
| Power-assisted ventilated 12.9-in. front disc brakes; solid 12.5-in. rear disc brakes with hydraulic brake booster | S | S | S |
| Electronically Controlled Braking (ECB) system with integrated regenerative braking | S | S | S |
| Active Cornering Assist (ACA) | S | S | S |

Dimensions

EXTERIOR DIMENSIONS (in.)

| | | | |
|--------------------|-----------|-----------|-----------|
| Overall height | 60.6 | 60.6 | 60.6 |
| Overall length | 196.1 | 196.1 | 196.1 |
| Overall width | 72.4 | 72.4 | 72.4 |
| Wheelbase | 112.2 | 112.2 | 112.2 |
| Track (front/rear) | 63.0/63.2 | 63.0/63.2 | 63.2/63.6 |

INTERIOR DIMENSIONS (in.)

| | | | |
|------------------|-----------|-----------|-----------|
| Head room | 38.2/37.5 | 38.2/37.5 | 38.2/37.5 |
| Shoulder room | 57.1/55.1 | 57.1/55.1 | 57.1/55.1 |
| Leg room | 42.1/38.9 | 42.1/38.9 | 42.1/38.9 |
| Hip room | 55.2/53.1 | 55.2/53.1 | 55.2/53.1 |
| Ground clearance | 5.8 | 5.8 | 5.8 |

Weights and Capacities

| | | | |
|---|------|------|------|
| Seating | 5 | 5 | 5 |
| Fuel tank (gal.) | 14.5 | 14.5 | 14.5 |
| Curb weight (lb.) | 3980 | 3980 | 4343 |
| Cargo volume, rear seatbacks up (cu. ft.) ⁴⁴ | 15.2 | 15.2 | 15.2 |

TIRES

| | | | |
|-------------------|---|---|---|
| Spare — Temporary | S | S | S |
|-------------------|---|---|---|

Mileage Estimates (mpg city/highway/combined)³

42/41/41 42/41/41 29/32/30

DISCLOSURES

1. Extra-cost color. 2. Performance figures are for comparison only and were obtained with prototype vehicles by professional drivers using special safety equipment and procedures. Do not attempt. 3. EPA-estimated 42 city/41 highway/41 combined mpg rating for 2024 Toyota Crown XLE and Limited; EPA-estimated 29 city/32 highway/30 combined mpg rating for 2024 Toyota Crown Platinum. Use for comparison purposes only. Your mileage will vary for many reasons, including your vehicle's condition and how/where you drive. See www.fueleconomy.gov. 4. Charging may not be compatible with all mobile phones, smart devices, tablets, e-readers, MP3/WMA players and like products. 5. Do not overly rely on Advanced Park and use only in accordance with applicable laws. Remain attentive to surroundings. Before operating, review *Owner's Manual* for instructions and limitations. 6. The engine immobilizer is a state-of-the-art anti-theft system that is initiated when you insert your key into the ignition switch or bring a Smart Key fob into the vehicle. The engine will only start if the code in the transponder chip inside the key/fob matches the code in the vehicle's immobilizer. The transponder chip is embedded in the key/fob and can be costly to replace. If you lose a key or fob, your Toyota dealer can help or go to www.aloa.org to find a qualified locksmith in your area who can perform high security key service. 7. Digital Key function requires Remote Connect trial or subscription. Use only if aware of circumstances surrounding vehicle and it is legal and safe to do so (e.g., do not remotely start engine if vehicle is in an enclosed space or vehicle is occupied by a child). Remote Connect depends on factors outside of Toyota's control, including an operative telematics device, a cellular connection, GPS signal, and the availability of a compatible wireless network, without which system functionality and availability may be limited or precluded. Digital Key also requires Bluetooth® connectivity. Service may vary by vehicle and region. Requires app download and registration/subscription after trial (if applicable). Terms of Use apply. Data charges may apply. Remote start/stop not available on manual transmission-equipped vehicles. Services subject to change at any time without notice. See usage precautions and service limitations in *Toyota Owner's Manual* and at <https://www.toyota.com/connected-services/>. To learn about Toyota's Connected Services data collection, use, sharing and retention practices, please visit <https://www.toyota.com/privacyvts/>. 8. Traffic Jam Assist is not an automated driving system, requires driver supervision at all times, and is designed to function on controlled access freeways at speeds of 25 mph or less. Use this system in accordance with applicable laws. Before operating, refer to *Owner's Manual* for instructions and limitations. 9. Drive Connect availability and accuracy depend on certain factors outside of Toyota's control in order to operate, including 4G network availability, a cellular connection and GPS signal. Without any one or more of these things, operability may be limited or precluded. Services subject to change at any time without notice. Requires app download/registration and subscription after trial (if applicable). Terms of Use apply. Data charges may apply. See *Owner's Manual* and <https://www.toyota.com/connected-services/> for limitations. To learn about Toyota's Connected Services data collection, use, sharing and retention practices, visit <https://www.toyota.com/support/privacy-notice/>. Trial period begins on original purchase or lease date of new vehicle. Paid subscription required after trial (if applicable). Terms of Use apply. 10. Lane Change Assist operates only when Dynamic Radar Cruise Control (DRCC) and Lane Tracing Assist (LTA) are activated. Do not overly rely on this system. Driver must confirm lane is clear. See *Owner's Manual* for limitations. 11. Do not overly rely on the Front Cross-Traffic Alert system. Always visually confirm that it is safe to proceed. See *Owner's Manual* for limitations. 12. Do not rely exclusively on the Blind Spot Monitor. Always look over your shoulder and use your turn signal. There are limitations to the function, detection and range of the monitor. See *Owner's Manual* for limitations. 13. Do not rely exclusively on the Rear Cross-Traffic Alert system. Always look over your shoulder and use your mirrors to confirm rear clearance. There are limitations to the function, detection and range of the system. See *Owner's Manual* for limitations. 14. Do not rely exclusively on Safe Exit Assist. Always look for approaching traffic before exiting the vehicle. See *Owner's Manual* for limitations. 15. Front and Rear Parking Assist with Automatic Braking (PA w/AB) may warn drivers of, and potentially brake for front and rear collisions with certain objects when traveling at low speeds. Drivers should visually confirm clearance during use. See *Owner's Manual* for instructions and limitations. 16. The Panoramic View Monitor does not provide a comprehensive view of the area surrounding your vehicle. Look around to confirm clearance. See *Owner's Manual* for limitations. 17. Toyota Connected Services depend on certain factors outside of Toyota's control in order to operate, including cellular network availability and GPS signal. Without either of these things, operability may be limited or precluded, including access to response center and emergency support. Services vary by vehicle and are subject to change at any time without notice. Requires app download/registration and subscription after trial (if applicable). Terms of Use apply. Data charges may apply. See *Owner's Manual* and <https://www.toyota.com/connected-services/>. For Toyota's Connected Services' data collection, use, sharing and retention practices, please visit <https://www.toyota.com/support/privacy-notice/>. All trials begin on original purchase or lease date of new vehicle, with the exception of Wi-Fi for which trial begins at time of activation. Paid subscription required after trial (if applicable). 18. Service not available everywhere or in every vehicle. Depends on cellular network availability and GPS signal. Without either of these things, operability may be limited or precluded. Up to 5 devices can be supported using in-vehicle connectivity. Services subject to change at any time without notice. The Wi-Fi Connect trial begins at the time of enrollment and expires the earlier of 3GB data use or the 1-month trial period ends. Paid subscription required after trial. Select models include Integrated Streaming capability, which requires a separate subscription to third-party provider services. Data charges may apply. Valid in the contiguous U.S. and Alaska. Go to <https://myvehicle.att.com/#/toyota/learn?language=en&country=US> for terms and conditions. 19. Use only if aware of circumstances surrounding vehicle it is legal safe to do so (e.g., do not remotely start a gas engine vehicle in an enclosed space or if vehicle is occupied by a child). Remote Connect depends on certain factors outside of Toyota's control in order to operate, including cellular network availability and GPS signal. Without either of these things, operability may be limited or precluded. Services subject to change at any time without notice. Bluetooth® connectivity is required if your subscription includes Digital Key capability. Remote start/stop only available on select models. See your Toyota dealer for details. Terms of Use apply. Data charges may apply. See *Owner's Manual* and <https://www.toyota.com/connected-services/>. To learn about Toyota's Connected Services' data collection, use, sharing and retention practices, please visit <https://www.toyota.com/support/privacy-notice/>. Trial period begins on original purchase or lease date of new vehicle. Paid subscription required after trial (if applicable). Terms of Use apply. 20. An active Remote Connect trial or subscription is required to use the features mentioned in the Toyota app. 21. Safety Connect® depends on factors outside of Toyota's control in order to operate, including cellular network availability and GPS signal. Without either of these things, operability may be limited or precluded, including access to response center and emergency support. Stolen vehicle police report required to use Stolen Vehicle Locator. If subscription includes Automatic Collision Notification, it will activate only in limited circumstances. Services vary by vehicle and are subject to change at any time without notice. Terms of Use apply. Data charges may apply. See *Owner's Manual* and <https://www.toyota.com/connected-services/>. For Toyota's Connected Services' data collection, use, sharing and retention practices, please visit <https://www.toyota.com/support/privacy-notice/>. A Safety Connect® trial is included for up to 10 years on select vehicles with paid Connected Services packages. See your Toyota dealer for details. 4G network dependent. 22. Requires cellular network availability, a cellular connection and GPS signal. May not work in all areas. Service may vary by vehicle and region. See Toyota dealer for details and exclusions. 23. JBL® and Clari-Fi® are registered trademarks of Harman International Industries, Inc. 24. Apps and services are subject to change at any time without notice. Data charges may apply. Apple CarPlay® functionality requires a compatible iPhone® connected wirelessly to the vehicle. Apple CarPlay® is a registered trademark of Apple Inc. 25. iPhone® is a registered trademark of Apple Inc. All rights reserved. 26. Apple Music and the Apple logo are trademarks of Apple Inc., registered in the U.S. and other countries. Requires Wi-Fi Connect subscription after trial (if applicable) and your own Apple Music account. 27. Google, Android, Android Auto, YouTube Music and other marks are trademarks of Google LLC. 28. To wirelessly use Android Auto on your car display, you need a compatible Android smartphone with an active data plan. You can check which smartphones are compatible at g.co/androidauto/requirements. Operability depends on network availability, a cellular connection and GPS signal. Services subject to change at any time without notice. Data charges may apply. To learn more, go to <https://www.toyota.com/audio-multimedia/>. To learn more about Toyota's Connected Services data collection, use, sharing and retention practices, please visit <https://www.toyota.com/support/privacy-notice/>. 29. Trial length and service availability may vary by model, model year or trim. Service will automatically stop at the end of your trial subscription period unless you decide to continue service. If you do not wish to enjoy your trial, you can cancel by calling the number below. All SiriusXM services require a subscription, each sold separately by SiriusXM after the trial period. **Service subject to the SiriusXM Customer Agreement and Privacy Policy; visit www.siriusxm.com to see complete terms and how to cancel which includes calling 1-866-635-2349.** Some services and features are subject to device capabilities and location availability. All fees, content and features are subject to change. SiriusXM, Pandora and all related logos are trademarks of Sirius XM Radio Inc. and its respective subsidiaries. 30. Toyota Safety Sense™ effectiveness is dependent on many factors including road, weather and vehicle conditions. Drivers are responsible for their own safe driving. Always pay attention to your surroundings and drive safely. See *Owner's Manual* for limitations. 31. The Pre-Collision System (PCS) with Pedestrian Detection (PD) is designed to determine if impact is imminent and help reduce impact speed and damage in certain frontal collisions involving a vehicle, a pedestrian, a bicycle, or a motorcyclist. PCS w/PD is not a substitute for safe and attentive driving. System effectiveness depends on many factors, such as speed, size and position of pedestrian or bicyclist and weather, light and road conditions. See *Owner's Manual* for limitations. 32. Full-Speed Range Dynamic Radar Cruise Control is not a substitute for safe and attentive driving. See *Owner's Manual* for instructions and limitations. 33. Lane Departure Alert with Steering Assist is designed to read visible lane markers under certain conditions. It provides a visual/audible alert and slight steering force when lane departure is detected. It is not a collision-avoidance system or a substitute for safe and attentive driving. Effectiveness depends on many factors including road, weather and vehicle conditions. See *Owner's Manual* for limitations. 34. Automatic High Beams operate at speeds above 21 mph. See *Owner's Manual* for instruction and limitations. 35. The Lane Tracing Assist (LTA) lane centering function is designed to read visible lane markers and detect other vehicles under certain conditions. It is only operational when DRCC is engaged. Not available on vehicles with manual transmissions. See *Owner's Manual* for limitations. 36. Road Sign Assist only recognizes certain road signs. See *Owner's Manual* for limitations. 37. Proactive Driving Assist (PDA) is designed to detect certain objects or curves in the road and provide gentle braking and/or steering support. PDA is not a substitute for safe and attentive driving. System effectiveness depends on many factors, such as speed, size and position of detected objects and weather, light and road conditions. See *Owner's Manual* for additional limitations and details. 38. EV Mode lets you operate solely on battery power at low speeds for short distances and in limited circumstances, such as in a parking garage. Different conditions may prevent or limit usage. See your *Owner's Manual* for limitations and details. 39. Softex® is a registered trademark of Toyota Motor Sales, U.S.A., Inc. 40. Service Connect depends on certain factors outside of Toyota's control in order to operate, including cellular network availability and GPS signal. Without either of these things, operability may be limited or precluded. Information provided is based on the last time data was collected from vehicle and is not real-time data. Services vary by vehicle and are subject to change at any time without notice. Terms of Use apply. Data charges may apply. See usage precautions and service limitations in *Owner's Manual* and <https://www.toyota.com/connected-services/>. To learn about Toyota's Connected Services' data collection, use, sharing and retention practices, please visit <https://www.toyota.com/support/privacy-notice/>. The Service Connect trial is included for up to 10 years. 4G network dependent. 41. Airbag systems supplement the seatbelts and are designed to inflate only under certain conditions and in certain types of severe collisions. Always wear seatbelt, sit upright in middle and as far back in seat as possible to help decrease risk of injury. Do not put objects in front of an airbag. See *Owner's Manual* for limitations. 42. When Vehicle Proximity Notification System is active, it is the driver's responsibility to maintain a lookout for pedestrians, cyclists, other cars and objects and to drive the vehicle in a safe and attentive manner to avoid making contact. 43. This floor mat/floor liner was designed specifically for use in your model and model year vehicle and SHOULD NOT be used in any other vehicle. To avoid potential interference with pedal operation, each mat/liner must be secured with its fasteners. Do not install a floor mat/floor liner on top of an existing floor mat/floor liner. 44. Cargo and load capacity limited by weight

DISCLOSURES

and distribution. Always properly secure cargo and cargo area. **45.** Toyota strives to build vehicles to match customer interest and thus they typically are built with popular options and option packages. Not all options/packages are available separately and some may not be available in all regions of the country. See toyota.com for information about options/packages commonly available in your area. If you would prefer a vehicle without any or with different options, contact your dealer to check for current availability or the possibility of placing a special order. Color(s) depicted may vary based on multiple factors, including ambient lighting and the format in which it is being viewed (e.g., computer, mobile device or print). **46.** HomeLink® and the HomeLink® house icon are registered trademarks of Gentex Corporation. **47.** May not be compatible with all mobile phones, smart devices, tablets, e-readers, MP3/WMA players and like models. **48.** Rated for 12 volts/10 amps. See *Owner's Manual* for additional limitations and details. **49.** When the system is on, Automatic Electric Parking Brake is designed to automatically engage the Electric Parking Brake under limited conditions. It may not hold the vehicle under all conditions and does not function when the vehicle is in Reverse. Automatic Electric Parking Brake is not a substitute for manual use of the Electric Parking Brake. See *Owner's Manual* for additional limitations and details. **50.** When the system is on, Brake Hold is designed to keep the brakes engaged after the driver brings the vehicle to a complete stop. It may not hold the vehicle under certain conditions and does not function when the vehicle is in Reverse. Brake Hold is not a substitute for safe and attentive driving. See *Owner's Manual* for limitations. **51.** Amazon Music, and all related marks are trademarks of Amazon Technologies, Inc. or its affiliates. **52.** Building and/or parking structures may limit system effectiveness. Stolen vehicle police report required to use Stolen Vehicle Locator. For additional assistance contact the Toyota Customer Experience Center at 1-800-331-4331. **53.** Cloud Navigation requires a trial or subscription to Drive Connect. Drive Connect availability and accuracy depend on certain factors outside of Toyota's control in order to operate, including 4G network availability, a cellular connection and GPS signal. Without any one or more of these things, operability may be limited or precluded. Services subject to change at any time without notice. Requires app download/registration and subscription after trial (if applicable). Terms of Use apply. Data charges may apply. See *Owner's Manual* and <https://www.toyota.com/connected-services/> for limitations. To learn about Toyota's Connected Services data collection, use, sharing and retention practices, visit <https://www.toyota.com/support/privacy-notice/>. **54.** Intelligent Assistant requires a trial or subscription to Drive Connect. Drive Connect availability and accuracy depend on certain factors outside of Toyota's control in order to operate, including 4G network availability, a cellular connection and GPS signal. Without any one or more of these things, operability may be limited or precluded. Services subject to change at any time without notice. Requires app download/registration and subscription after trial (if applicable). Terms of Use apply. Data charges may apply. See *Owner's Manual* and <https://www.toyota.com/connected-services/> for limitations. To learn about Toyota's Connected Services data collection, use, sharing and retention practices, visit <https://www.toyota.com/support/privacy-notice/>. **55.** On select models, Destination Assist will require a trial or subscription to Drive Connect. Availability and accuracy depend on certain factors outside of Toyota's control in order to operate, including a cellular connection and GPS signal. Without either of these, operability may be limited or precluded. Services subject to change at any time without notice. Requires app download/registration and subscription to Drive Connect after trial (if applicable). Terms of Use apply. Data charges may apply. See *Owner's Manual* and <https://www.toyota.com/connected-services/> for limitations. To learn about Toyota's Connected Services data collection, use, sharing and retention practices, visit <https://www.toyota.com/support/privacy-notice/>. The Destination Assist trial period begins on original purchase or lease date of new vehicle. Paid subscription required after trial (if applicable). Terms of Use apply. **56.** Vehicle Stability Control is not a substitute for safe and attentive driving practices. Factors including speed, road conditions, weather and steering input can affect whether VSC will be effective. See *Owner's Manual* for limitations. **57.** Smart Stop Technology® will reduce power to help the brakes bring vehicle to a stop during certain contemporaneous brake and accelerator pedal applications. See *Owner's Manual* for limitations. **58.** The backup camera does not provide a comprehensive view. Always look over shoulder and use outside mirrors. See *Owner's Manual* for limitations. **59.** Whiplash-Injury-Lessening front seats can help reduce the severity of whiplash injury in certain rear-end collisions. **60.** The Rear-Seat Reminder does not sense objects in the rear seat. The Rear-Seat Reminder is designed to recognize a unique rear-door opening pattern that may be consistent with an object being placed in the rear seating area. See *Owner's Manual* for additional details. **61.** The Tire Pressure Monitor System alerts the driver when tire pressure is critically low. For optimal tire wear and performance, tire pressure should be checked regularly with a gauge; do not rely solely on the monitor system. See *Owner's Manual* for additional limitations and details. **62.** Hill Start Assist Control is designed to minimize backward rolling on steep ascents. Not a substitute for safe driving judgment and practices. Speed, grade, surface conditions, driver input, etc., can all affect HAC function. See *Owner's Manual*.

Toyota strives to build vehicles to match customer interest and thus they typically are built with popular options and option packages. Not all options/packages are available separately and some may not be available in all regions of the country. See toyota.com for information about options/packages commonly available in your area. If you would prefer a vehicle without any or with different options, contact your dealer to check for current availability or the possibility of placing a special order.

Color(s) depicted may vary based on multiple factors, including ambient lighting and the format in which it is being viewed (e.g., computer, mobile device or print).

Some vehicles are shown with available equipment. Seatbelts should be worn at all times. For details on vehicle specifications, standard features and available equipment in your area, contact your Toyota dealer. A vehicle with particular equipment may not be available at the dealership. Ask your Toyota dealer to help locate a specifically equipped vehicle.

All information presented herein is based on data available at the time of posting, is subject to change without notice and pertains specifically to mainland U.S.A. vehicles only. Vehicles shown may be prototypes, shown using visual effects and/or shown with options. Actual models may vary.



For Toyota Mobility program details, go to www.toyotamobility.com or call the Toyota Brand Engagement Center at 1-800-331-4331