



TOYOTA

2025 Toyota Crown

2025 TOYOTA CROWN

Born to intrigue.

Alluring on the outside, refined on the inside. The 2025 Toyota Crown creates a driving experience that's like no other. From head-turning looks to seamlessly integrated tech and an exceptionally comfortable interior, Crown can't help leaving a lasting impression in its wake.



Platinum shown in Supersonic Red with Black bi-tone (extra-cost color).



Limited shown in Heavy Metal (extra-cost color).



SiriusXM

 **ToyotaCare**



Nightshade Edition shown in Storm Cloud.



Platinum shown in Supersonic Red with Black bi-tone (extra-cost color).

Toyota Crown Nightshade Edition

Toyota Crown Nightshade Edition brings an element of mystery and allure to an already refined drive. 21-in. 10-spoke wheels with matte-black finish set the tone that's carried throughout the exterior styling. From the door handles, to mirror caps, and rear badging, all are given a darkened Nightshade treatment.

EXTERIOR

Elegant from dusk 'til dawn.

Toyota Crown's elevated exterior design breaks the mold of what's expected. Bold contours infuse every drive with an eye-catching, athletic stance. And those who prefer an extra layer of intrigue can take a drive on the wild side with the all-new Toyota Crown Nightshade Edition, which combines distinguished styling with the signature stealth of Nightshade.

Power trunk with kick sensor

On Toyota Crown's Platinum grade, you can access the rear cargo space without lifting a finger. As long as you have your Smart Key, you can simply wave your foot under the rear bumper to open the trunk lid, making loading and unloading easier than ever.⁶⁴

Bi-tone exterior

All the components of Toyota Crown Platinum's daring design work together to make one clear argument: This premium sedan was crafted to stand out. With an available bi-tone finish that extends from the hood to the rear,¹ Crown Platinum commands attention on every occasion.

PERFORMANCE

Bold energy, electrified.

Engineered for excitement, Toyota Crown is most alive going full force. Whether you're merging onto the freeway or driving down city streets, the second you feel Crown's electrified power, you're ready to take on the day.



Limited shown in Heavy Metal (extra-cost color).

Hybrid power and efficiency


Toyota Crown XLE and Limited are equipped with a highly efficient hybrid system that features a high-output bipolar nickel-metal hydride battery with an EPA-estimated 41 mpg combined rating.² Its 236 net combined horsepower adds a sense of power and performance to your daily drives.



Platinum shown in Supersonic Red with Black bi-tone (extra-cost color).

Sensational performance

Toyota Crown's electrified powertrain quickly and quietly accelerates, creating the exhilarating feeling you're being pushed from behind as you step on the accelerator. On Platinum, dynamic rear steering adds confidence to every drive by increasing maneuverability at slower speeds and additional stability at highway speeds.




Hybrid MAX powertrain

This available powertrain pairs Toyota Crown's 2.4L turbocharged engine with electric motors — generating an exceptional 340 net combined horsepower. The dynamic placement of the electric motors between the engine and transmission allows for power to be transferred without any lag. The result? An impressive 0-to-60 mph in 5.7 seconds.³

Incredibly intuitive tech.

Toyota Crown's advanced interior offers a seamlessly connected driver experience. With elegantly integrated tech like a Qi-compatible wireless charging slot,⁴ an expansive touchscreen display and advanced driver-assistance features, this intuitive cabin is the definition of driver-centric.



Platinum interior shown in Black leather trim.



Toyota Audio Multimedia system


Toyota Crown's 12.3-in. Toyota Audio Multimedia touchscreen heightens your interaction through sight, touch and voice activation, allowing you to see where you're going with turn-by-turn directions, access multimedia functions, and connect your smartphone to enjoy your favorite apps, playlists and podcasts.

Advanced Park

Toyota Crown's available Advanced Park⁵ makes fitting into a tight spot as simple as pressing a button. Just sit back, take your hands off the wheel and watch this advanced system work its magic.

Traffic Jam Assist

This available driver-assistance feature provides control of vehicle steering, braking and acceleration at speeds under 25 mph.⁶ Designed for controlled-access roadways, and with the driver monitor camera confirming the driver's eyes are on the road, hands-free operation is possible to help you navigate the ebb and flow of stop-and-go traffic. Drive Connect trial or subscription³⁵ is required, 4G network dependent.



Platinum shown in Supersonic Red with Black bi-tone (extra-cost color). Simulation shown.



Elevated cabin with memory seats

Inside its elevated cabin, Toyota Crown features sophisticated soft-touch materials, elegant bronze-colored details and leather-trimmed seats. The available power-adjustable driver's seat dynamically adjusts in eight different ways—remembering your ideal driving position for enhanced comfort and additional lumbar support.

Head-Up Display

Stay focused and informed at the same time. Toyota Crown's available Head-Up Display (HUD) puts important information like speed and navigation in front of you while you keep your attention on the road.

Personalized comfort

Toyota Crown's refined cabin features heated front seats and heated rear seats for warmer winter drives, while its ventilated front seats help you keep your cool on hot summer days. And with the press of a button, its heated steering wheel quickly warms up your ride, bringing elevated comfort to your commutes.




Fixed panoramic roof

With an abundance of natural light coming in from above, Toyota Crown's available fixed panoramic roof enhances the spacious atmosphere. A power sunshade gives you additional control over when you want to let the sunshine in.

INTERIOR


Command the road in comfort.

Experience the thrill of a car that's as visually dynamic as it is comfortable. Meticulously crafted to the highest standards, Toyota Crown's premium cabin heightens your senses the moment you get behind the wheel.



Innovation for the unexpected.

Take advantage of smarter and convenient technologies designed to simplify your drive. From a suite of services that are there for you 24/7 to advanced safety features, Toyota Crown gives you peace of mind for wherever your journey leads you.




Blind Spot Monitor with Rear Cross-Traffic Alert, and Safe Exit Alert

Standard Blind Spot Monitor (BSM)⁷ with Rear Cross-Traffic Alert (RCTA)⁸ is designed to help look out for you. Blind Spot Monitor warns you when a vehicle in the next lane enters Toyota Crown's blind spot on either side of the vehicle. And when you're in reverse, Rear Cross-Traffic Alert helps detect vehicles approaching from either side. Safe Exit Alert (SEA)⁹ uses BSM sensors to help detect approaching vehicles.



Front and Rear Parking Assist With Automatic Braking

When there is a possibility of contact with a stationary object or vehicle, Toyota Crown's available Front and Rear Parking Assist with Automatic Braking (PA w/AB)¹² is designed to send audible and visual warnings, and in certain conditions, may automatically apply the brakes.




Lane Change Assist

Toyota Crown's Lane Change Assist (LCA)¹⁰ is designed to help you change lanes in traffic. By partially engaging the turn signal, available LCA is designed to help confirm there are no vehicles in your way and provide steering assistance into the new lane.




Hybrid Battery Warranty

Peace of mind for the long road ahead. Every Toyota Hybrid Battery Warranty for 2025 models provides coverage for 10 years from date of first use or 150,000 miles, whichever comes first.¹³




Front Cross-Traffic Alert

Bring additional confidence to your drive. Available Front Cross-Traffic Alert (FCTA)¹¹ is designed to detect vehicles that may be approaching from the side so you can enter traffic with added safety.



ToyotaCare

Every new Toyota Crown comes with ToyotaCare,⁶² a maintenance plan that covers normal factory scheduled service for 2 years or 25,000 miles, whichever comes first and 24-hour Roadside Assistance for 2 years, unlimited mileage.⁶²



TOYOTA SAFETY SENSE™ (TSS)

Peace of mind comes standard.

Toyota Safety Sense™ (TSS)¹⁴ is a suite of safety and driver-assistance technologies designed to support driver awareness, decision-making and vehicle operation. These features are available on many new Toyota vehicles at no additional cost.



Pre-Collision System with Pedestrian Detection¹⁵



Full-Speed Range Dynamic Radar Cruise Control¹⁶



Lane Departure Alert with Steering Assist¹⁷



Automatic High Beams¹⁸



Lane Tracing Assist¹⁹



Road Sign Assist²⁰



Proactive Driving Assist²¹

Amplify your drive.




JBL® Premium Audio System

Start your workday on a high note with Toyota Crown's available 11-speaker, 800-watt JBL®²² Premium Audio system. Including a subwoofer, this advanced system will make the soundtrack to your commute sound better than ever.



Wireless Apple CarPlay®

Apple CarPlay®²³ is a smarter, safer way to use your iPhone®²⁴ while driving. Just sit inside and your compatible iPhone® wirelessly brings your favorite apps, maps and music onto Toyota Crown's multimedia display. You can get directions, make calls, send and receive messages, and listen to music, all while staying focused on the road.



Wireless Android Auto™

Connect your Android™²⁵ phone, then hit the road. Get all your favorite maps, media and messaging apps on your Toyota Crown's screen display. Talk to Google Assistant²⁵ on Android Auto™²⁶ to easily get directions, send messages, control media and more. Just say, "Hey, Google," to get started.



SiriusXM® 3-month trial

With the SiriusXM®²⁷ 3-month trial subscription, you get 425+ channels, including 165+ channels in your vehicle, of ad-free music, plus sports, news, comedy and more. Easily search, discover and listen through personalized channel recommendations curated just "For You." Plus, the Live Sports category puts all your games and teams in one place for easy access.

Innovation for the unexpected.

Take advantage of smarter and convenient technologies designed to simplify your everyday life. Trial periods available on select models for the listed Connected Services.^{28,*} 4G network dependent.



Safety Connect®

Round-the-clock help when the unexpected happens²⁹

- ✓ Emergency Assistance Button (SOS)
- ✓ Enhanced Roadside Assistance³⁰
- ✓ Automatic Collision Notification
- ✓ Stolen Vehicle Locator³¹



Service Connect

Being proactive to help keep your vehicle in peak condition³²

- ✓ Vehicle Health Report
- ✓ Vehicle Maintenance Alert
- ✓ Maintenance Reminder



Wi-Fi Connect

Turn your Toyota into a hotspot with 4G connectivity³³

- ✓ AT&T Hotspot
- ✓ Integrated Streaming for Apple Music³⁴ subscription (separate subscription required)
- ✓ Integrated Streaming for Amazon Music³⁵ subscription (separate subscription required)



Drive Connect

Enhanced features to get you where you need to be³⁶

- ✓ Destination Assist³⁷
- ✓ Intelligent Assistant³⁸
- ✓ Cloud Navigation³⁹



Remote Connect

Manage your vehicle, including remote start and much more⁴⁰

- ✓ Remote Vehicle Start
- ✓ Unlock/Lock
- ✓ Remote Notifications
- ✓ Guest Driver
- ✓ Smartwatch Compatibility

*To view included trial details, please visit toyota.com/connected-services.



BEYOND ZERO

Beyond Zero is Toyota's vision to reach carbon neutrality with our products, services and operations, and go beyond, as we find new ways to create a better world. We currently offer more low and zero emission vehicles combined than any other automaker, to give customers numerous choices to reduce their carbon footprint.

Hybrid EV

Hybrid Electric Vehicles start, refuel and handle like the gas-only Toyotas you already know and love — just with better mpg.

Plug-in Hybrid EV


Plug-in Hybrid Electric Vehicles run just like hybrids, using a combination of fuel and battery-powered electric motor(s), but thanks to their larger battery pack, they can run farther on electric power alone.

Battery EV

These pure Electric Vehicles replace gasoline and combustion engines with battery-powered electric motors, providing smooth and almost instantaneous torque.

Fuel Cell EV

Fuel Cell Electric Vehicles combine stored hydrogen with oxygen from the outside air to generate their own electric charge to power the motor.



TOYOTA CROWN MODELS



XLE

Includes these key features

Mechanical/Performance

- ✓ Hybrid engine: 2.5-Liter Dynamic Force 4-Cylinder with EV Mode;⁴¹ 236 net combined hp
- ✓ Electronically controlled Continuously Variable Transmission (ECVT)
- ✓ All-Wheel Drive (AWD)
- ✓ Eco, Normal, Sport drive modes
- ✓ 42 city/41 highway/41 combined est. mpg²

Exterior Features

- ✓ 19-in. multi-spoke machined-finish two-tone alloy wheels
- ✓ Bi-LED projector low- and high-beam headlights with auto on/off feature
- ✓ LED taillights and stop lights
- ✓ Color-keyed outside door handles with touch-sensor lock/unlock feature
- ✓ Heated power outside mirrors with turn signal, puddle lights, and power-folding feature

Interior Features

- ✓ Dual zone automatic climate control system with dust and pollen filter, and rear-seat vents
- ✓ Leather-trimmed seats; 8-way power-adjustable driver's seat with lumbar support; 8-way power-adjustable front seat
- ✓ Heated and ventilated front seats
- ✓ Heated rear seats
- ✓ 12.3-in. digital gauge cluster with selectable gauges
- ✓ Heated leather-trimmed tilt/telescopic steering wheel with audio, infotainment and Driver Assist controls
- ✓ Smart Key System on all doors and trunk with Push Button Start and remote illuminated entry

Audio Multimedia

- ✓ 12.3-in. Toyota Audio Multimedia:
 - 12.3-in. touchscreen
 - Wireless Apple CarPlay^{®23} compatibility
 - Wireless Android Auto^{™26} compatibility
 - SiriusXM[®] 3-month trial subscription²⁷
 - Six speakers

Connected Services*²⁸ Trials

- ✓ Wi-Fi Connect³³
- ✓ Service Connect with up to 10-year trial³²
- ✓ Remote Connect with 1-year trial⁴⁰
- ✓ Safety Connect[®] with up to 10-year trial²⁹
- ✓ Drive Connect with 1-year trial³⁶

Safety/Convenience Features

- ✓ Toyota Safety Sense[™] 3.0 (TSS 3.0)³⁴
- ✓ Star Safety System[™]
- ✓ Eight airbags⁴²
- ✓ Safe Exit Alert (SEA)³
- ✓ Blind Spot Monitor (BSM)⁷ with Rear Cross-Traffic Alert (RCTA)⁸
- ✓ Vehicle Proximity Notification System (VPNS)⁴³



Limited

Adds to or replaces features offered on XLE

Mechanical/Performance

- ✓ Hybrid engine: 2.5-Liter Dynamic Force 4-Cylinder with EV Mode;⁴¹ 236 net combined hp
- ✓ Electronically controlled Continuously Variable Transmission (ECVT)
- ✓ All-Wheel Drive (AWD)
- ✓ Eco, Normal, Sport drive modes
- ✓ 42 city/41 highway/41 combined est. mpg²

Exterior Features

- ✓ 19-in. multi-spoke machined-finish two-tone alloy wheels
- ✓ Quad-LED projector low- and high-beam headlights with auto on/off feature
- ✓ Panoramic fixed-glass roof with power sunshade

Interior Features

- ✓ Leather-trimmed front seats with seatback pockets; 8-way power-adjustable driver's seat with lumbar support; memory function; 8-way power-adjustable front passenger seat
- ✓ Heated and ventilated front seats
- ✓ Heated rear seats
- ✓ 12.3-in. digital gauge cluster with selectable gauges
- ✓ Heated leather-trimmed tilt/telescopic steering wheel with audio, infotainment and Driver Assist controls

Audio Multimedia

- ✓ 12.3-in. Toyota Audio Multimedia:
 - 12.3-in. touchscreen
 - Wireless Apple CarPlay^{®23} compatibility
 - Wireless Android Auto^{™26} compatibility
 - SiriusXM[®] 3-month trial subscription²⁷
 - 11-speaker JBL^{®22} Premium Audio including subwoofer and amplifier

Connected Services*²⁸ Trials

- ✓ Wi-Fi Connect³³
- ✓ Service Connect with up to 10-year trial³²
- ✓ Remote Connect with 1-year trial⁴⁰
- ✓ Safety Connect[®] with up to 10-year trial²⁹
- ✓ Drive Connect with 1-year trial³⁶

Safety/Convenience Features

- ✓ Toyota Safety Sense[™] 3.0 (TSS 3.0)³⁴
- ✓ Star Safety System[™]
- ✓ Eight airbags⁴²
- ✓ Safe Exit Alert (SEA)³
- ✓ Blind Spot Monitor (BSM)⁷ with Rear Cross-Traffic Alert (RCTA)⁸
- ✓ Front and Rear Parking Assist with Automatic Braking (PA w/AB)¹²

Options and Packages

- ✓ Advanced Tech Package
 - 21-in. 10-spoke dark metallic alloy wheels
 - Panoramic View Monitor (PVM)⁴⁴ with 360-degree Overhead View in low-speed drive and reverse, and Curb View
 - Digital Key⁴⁵ capability (Remote Connect trial or subscription⁴⁰ required.)
 - Lane Change Assist (LCA)¹⁰
 - Traffic Jam Assist (TJA)⁸
 - Front Cross-Traffic Alert (FCTA)¹¹



Nightshade Edition

Adds to or replaces features offered on Limited

Mechanical/Performance

- ✓ Hybrid engine: 2.5-Liter Dynamic Force 4-Cylinder with EV Mode;⁴¹ 236 net combined hp
- ✓ Electronically controlled Continuously Variable Transmission (ECVT)
- ✓ All-Wheel Drive (AWD)
- ✓ Eco, Normal, Sport drive modes
- ✓ 42 city/41 highway/41 combined est. mpg²

Exterior Features

- ✓ 21-in. 10-spoke wheels with matte-black finish
- ✓ Quad-LED projector low- and high-beam headlights with auto on/off feature
- ✓ Panoramic fixed-glass roof with power sunshade
- ✓ Dark badging
- ✓ Black outside door handles with front door touch-sensor lock/unlock feature

Interior Features

- ✓ Leather-trimmed front seats with seatback pockets; 8-way power-adjustable driver's seat with lumbar support; memory function; 8-way power-adjustable front passenger seat
- ✓ Heated and ventilated front seats
- ✓ Heated rear seats
- ✓ 12.3-in. digital gauge cluster with selectable gauges
- ✓ Heated leather-trimmed tilt/telescopic steering wheel with audio, infotainment and Driver Assist controls

Audio Multimedia

- ✓ 12.3-in. Toyota Audio Multimedia:
 - 12.3-in. touchscreen
 - Wireless Apple CarPlay^{®23} compatibility
 - Wireless Android Auto^{™26} compatibility
 - SiriusXM[®] 3-month trial subscription²⁷
 - 11-speaker JBL^{®22} Premium Audio including subwoofer and amplifier

Connected Services*²⁸ Trials

- ✓ Wi-Fi Connect³³
- ✓ Service Connect with up to 10-year trial³²
- ✓ Remote Connect with 1-year trial⁴⁰
- ✓ Safety Connect[®] with up to 10-year trial²⁹
- ✓ Drive Connect with 1-year trial³⁶

Safety/Convenience Features

- ✓ Toyota Safety Sense[™] 3.0 (TSS 3.0)³⁴
- ✓ Star Safety System[™]
- ✓ Eight airbags⁴²
- ✓ Safe Exit Alert (SEA)³
- ✓ Blind Spot Monitor (BSM)⁷ with Rear Cross-Traffic Alert (RCTA)⁸
- ✓ Front and Rear Parking Assist with Automatic Braking (PA w/AB)¹²

TOYOTA CROWN MODELS



Platinum

Adds to or replaces features offered on Limited

Mechanical/Performance

- ✓ Hybrid MAX engine: 2.4-Liter 4-Cylinder turbocharged Hybrid, 340 net combined hp.
- ✓ Direct Shift-6AT 6-speed automatic transmission
- ✓ All-Wheel Drive (AWD)
- ✓ Eco, Rear Comfort, Normal, Sport and Custom drive modes
- ✓ Adaptive Variable Suspension (AVS) system
- ✓ Dynamic Rear Steering
- ✓ 29 city/32 highway/30 combined est. mpg²

Exterior Features

- ✓ 21-in. 10-spoke machined-finish alloy wheels with black accents
- ✓ Quad-LED projector low- and high-beam headlights with auto on/off feature
- ✓ Panoramic fixed-glass roof with power sunshade
- ✓ Power trunk with hands-free kick sensor function⁶⁴

Interior Features

- ✓ Leather-trimmed front seats with seatback pockets; 8-way power-adjustable driver's seat with lumbar support; memory function; 8-way power-adjustable front passenger seat
- ✓ Heated and ventilated front seats
- ✓ Heated rear seats
- ✓ 12.3-in. digital gauge cluster with selectable gauges
- ✓ Head-Up Display (HUD)
- ✓ Heated leather-trimmed power tilt/telescopic steering wheel with paddle shifters, and audio, infotainment and Driver Assist controls
- ✓ Digital Key⁴⁵ capability (Remote Connect trial or subscription⁴⁰ required.)

Audio Multimedia

- ✓ 12.3-in. Toyota Audio Multimedia:
 - 12.3-in. touchscreen
 - Wireless Apple CarPlay^{62,3} compatibility
 - Wireless Android Auto^{TM,26} compatibility
 - SiriusXM[®] 3-month trial subscription²⁷
 - 11-speaker JBL^{®,22} Premium Audio including subwoofer and amplifier

Connected Services^{*,28} Trials

- ✓ Wi-Fi Connect³³
- ✓ Service Connect with up to 10-year trial³²
- ✓ Remote Connect with 1-year trial⁴⁰
- ✓ Safety Connect[®] with up to 10-year trial²⁹
- ✓ Drive Connect with 1-year trial³⁶

Safety/Convenience Features


- ✓ Toyota Safety Sense[™] 3.0 (TSS 3.0)¹⁴
- ✓ Star Safety System[™]
- ✓ Eight airbags⁴²
- ✓ Safe Exit Alert (SEA)⁹
- ✓ Panoramic View Monitor (PVM)⁴⁴ with 360-degree Overhead View in low-speed drive and reverse, and Curb View
- ✓ Blind Spot Monitor (BSM)⁷ with Rear Cross-Traffic Alert (RCTA)⁸
- ✓ Front and Rear Parking Assist with Automatic Braking (PA w/AB)¹²
- ✓ Lane Change Assist (LCA)¹⁰
- ✓ Traffic Jam Assist (TJA)⁶
- ✓ Front Cross-Traffic Alert (FCTA)¹¹

Options and Packages

- ✓ Bi-tone exterior color¹

*4G network dependent. See numbered footnotes in Disclosures section.

TOYOTA CROWN COLORS & TRIMS



Black



Supersonic Red¹



Bronze Age¹



Storm Cloud



Heavy Metal¹




Oxygen White¹

XLE/Limited/Platinum leather trim shown in Black



Limited leather trim shown in Macadamia



Limited leather trim shown in Black/Saddle Tan



Nightshade leather trim shown in Black



Available Black bi-tone¹



Supersonic Red with Black bi-tone¹, Oxygen White with Black bi-tone¹, Bronze Age with Black bi-tone¹, Heavy Metal with Black bi-tone¹

TOYOTA CROWN WHEELS



19-in. multi-spoke machined-finish two-tone alloy wheels



21-in. 10-spoke dark metallic alloy wheels



21-in. 10-spoke wheels with matte-black finish



21-in. 10-spoke machined-finish alloy wheels with black accents

See numbered footnotes in Disclosures section.

TOYOTA CROWN ACCESSORIES

This is a great way to add extra personality to your Toyota Crown. Not every accessory is available in your area, so for a complete list of accessories, go to toyota.com/toyotacrown/accessories.



All-weather floor liners⁴⁶



All weather trunk mat



Cargo net⁴⁷



Illuminated doorsills



Dashcam⁵³



Front side puddle lights



Rear bumper appliqué



Mudguards



Door edge guards

WARRANTIES

Every Toyota Car, Truck and SUV is built to exceptional standards. And that's not idle boasting. We back it up with these Limited Warranty Coverages:

Basic: 36 months/36,000 miles (all components other than normal wear and maintenance items).

Hybrid-Related Component Coverage: Hybrid-related components, including the battery control module, hybrid control module and inverter with converter, are covered for 8 years/100,000 miles. Refer to applicable *Warranty and Maintenance Guide* for details.

Hybrid Battery: HV battery is covered for 10 years or 150,000 miles, whichever comes first. Warranty coverage is subject to terms and conditions. Refer to applicable *Warranty and Maintenance Guide* for details.

Powertrain: 60 months/60,000 miles (engine, transmission/transaxle, drive system, seatbelts and airbags).

Rust-Through: 60 months/unlimited miles (corrosion perforation of sheet metal).

Emissions: Coverages vary under Federal and California regulations. Refer to applicable *Warranty and Maintenance Guide* for details.

Accessories: For Genuine Toyota Accessories purchased at the time of the new vehicle purchase, the Toyota Accessory Warranty coverage is in effect for 36 months/36,000 miles from the vehicle's in-service date, which is the same coverage as the Toyota New Vehicle Limited Warranty.

For Genuine Toyota Accessories purchased after the new vehicle purchase the coverage is 12 months, regardless of mileage, from the date the accessory was installed on the vehicle, or the remainder of any applicable new vehicle warranty, whichever provides greater coverage.

You may be eligible for transportation assistance if it's necessary that your vehicle be kept overnight for repairs covered under warranty. Please see your authorized Toyota dealership for further details.

For complete details about Toyota's warranties, please visit www.toyota.com, refer to the applicable *Warranty and Maintenance Guide* or see your Toyota dealer.

TOYOTA CROWN FEATURES^{4,8}

S = Standard **O = Optional** **P = Available as part of a package**

Exterior

	XLE	Limited	Nightshade Edition	Platinum
21-in. 10-spoke machined-finish alloy wheels with black accents				S
21-in. 10-spoke dark metallic alloy wheels		P		
21-in. 10-spoke wheels with matte-black finish			S	
19-in. multi-spoke machined-finish two-tone alloy wheels	S	S		
Quad-LED projector low- and high-beam headlights, Automatic High Beams (AHB) ¹⁸ and auto on/off		S	S	S
Bi-LED projector low- and high-beam headlights, Automatic High Beams (AHB) ¹⁸ and auto on/off	S			
LED Daytime Running Lights (DRL)	S	S	S	S
LED taillights and stop lights	S	S	S	S
Color-keyed outside door handles with touch-sensor lock/unlock feature	S	S		S
Black outside door handles with front door touch-sensor lock/unlock feature			S	
Black mirror caps, window trim and dark badging			S	
Panoramic fixed-glass roof with power sunshade		S	S	S
Power trunk with hands-free kick sensor function ¹⁴				S
Heated power outside mirrors with turn signal and blind spot warning indicators, ⁷ puddle lights, and power-folding feature	S	S	S	S
Bi-tone exterior color ¹				O
Washer-linked variable intermittent windshield wipers	S			
Rain-sensing variable intermittent windshield wipers		S	S	S

Interior

Dual zone automatic climate control system with dust and pollen filter, and rear-seat vents	S	S	S	S
Qi-compatible wireless smartphone charging ⁴ with full-charge indicator light	S	S	S	S
12.3-in. digital gauge cluster with selectable gauges	S	S	S	S
Leather-trimmed; 8-way power-adjustable driver's seat with lumbar support; 8-way power-adjustable front seat	S			
Leather-trimmed seats; 8-way power-adjustable driver's seat with lumbar support, memory function; 8-way power-adjustable front seat		S	S	S
Heated and ventilated front seats	S	S	S	S
Heated rear seats	S	S	S	S
60/40 split fold-down rear seats with adjustable headrest, and a center armrest with cup holders	S	S	S	S
Heated leather-trimmed power tilt/telescopic steering wheel with paddle shifters, and audio, infotainment and Driver Assist controls				S
Heated leather-trimmed tilt/telescopic steering wheel with audio, infotainment and Driver Assist controls	S	S	S	
Leather shift knob	S	S	S	S
Head-Up Display (HUD)				S
Digital Key ⁴⁵ capability (Remote Connect trial or subscription ⁴⁶ required.)		P		S
Smart Key System on all doors and trunk with Push Button Start, remote keyless entry system with lock, unlock, panic functions and remote illuminated entry	S	S	S	S
Power window with auto up/down and jam protection	S	S	S	S
Auto-dimming rearview mirror with HomeLink ⁴⁹ universal transceiver	S	S	S	S
LED front and rear reading lights and cargo area light	S	S	S	S
Dual extendable sun visors and illuminated vanity mirrors	S	S	S	S
Five USB-C charge ports ⁵⁰ – two front/two rear/one in front console	S	S	S	S
One 12V/120W auxiliary power outlet in front console ⁵¹	S	S	S	S
Rear window defogger	S	S	S	S
Electric Parking Brake (EPB) ⁵²	S	S	S	S
Brake Hold ⁵³ function	S	S	S	S

Audio Multimedia

12.3-in. Toyota Audio Multimedia with wireless Apple CarPlay ⁴³ & Android Auto TM ⁴⁴ compatibility, SiriusXM [®] 3-month trial subscription. ²⁷ See toyota.com/audio-multimedia for details.	S	S	S	S
Six speakers	S			
11-speaker JBL [®] 22 Premium Audio including subwoofer and amplifier		S	S	S

Connected Services²⁸ Trials

Wi-Fi Connect ²³ — with AT&T Wi-Fi hotspot and Integrated Streaming (Apple Music [®] ²⁴ and Amazon Music ²⁵) compatibility. 30 days or up to 3GB trial included. ²³ Subscription required after trial. 4G network dependent.	S	S	S	S
--	---	---	---	---

TOYOTA CROWN FEATURES^{4,8}

S = Standard O = Optional P = Available as part of a package

Interior

XLE Limited Nightshade Edition Platinum

Service Connect³² — receive personalized maintenance updates and vehicle health reports. Subscription required after trial. 4G network dependent. Up to 10-year trial.³²

S S S S

Remote Connect⁴⁰ — remotely interact with your vehicle through the Toyota app⁵⁴ via your smartwatch. Depending on grade, allows you to lock/unlock doors, start and stop the vehicle, locate your last parked location, check vehicle status and monitor guest drivers. Subscription required after trial. 4G network dependent. 1-year trial included.⁴⁰

S S S S

Safety Connect^{42,9} — includes Emergency Assistance, Enhanced Roadside Assistance,²⁹ Automatic Collision Notification and Stolen Vehicle Locator.²¹ Subscription required after trial. 4G network dependent. Up to 10-year trial.²⁹

S S S S

Drive Connect³⁶ — includes Cloud Navigation³⁹ with Google Points-of-Interest (POI) data, Intelligent Assistant³⁸ with Hey, Toyota, and Destination Assist.³⁷ 4G network dependent. Subscription required after trial. 1-year trial included.³⁶

S S S S

Safety and Convenience

Toyota Safety Sense™ 3.0 (TSS 3.0)¹⁴ — Pre-Collision System w/Pedestrian Detection (PCS w/PD),¹⁵ Full-Speed Range Dynamic Radar Cruise Control (DRCC),¹⁶ Lane Departure Alert w/Steering Assist (LDA w/SA),¹⁷ Lane Tracing Assist (LTA),¹⁸ Automatic High Beams (AHB),¹⁸ Road Sign Assist (RSA),²⁰ Proactive Driving Assist (PDA)²¹

S S S S



Star Safety System™ — includes Vehicle Stability Control (VSC),²⁵ Traction Control (TRAC), Anti-lock Brake System (ABS), Electronic Brake-force Distribution (EBD), Brake Assist (BA) and Smart Stop Technology® (SST)²⁶

S S S S

Eight airbags⁴² — includes driver and front passenger Advanced Airbag System, driver and front passenger seat-mounted side airbags, driver and front passenger knee airbags, and front and rear curtain shield airbags

S S S S

Backup camera³⁷ with dynamic gridlines

S S S

Panoramic View Monitor(PVM)⁴⁴ with 360-degree Overhead View in low-speed drive and reverse, and Curb View

P S

Lane Change Assist (LCA)¹⁰

P S

Front Cross-Traffic Alert (FCTA)¹¹

P S

Traffic Jam Assist (TJA)⁶

P S

Driver and front passenger Whiplash-Injury-Lessening (WIL) seats

S S S S

Energy-absorbing collapsible steering column

S S S S

LATCH (Lower Anchors and Tethers for CHildren) includes lower anchors on outboard rear seats and tether anchors on all rear seats

S S S S

Rear-Seat Reminder²⁸

S S S S

Safe Exit Alert (SEA)⁹

S S S S

Tire Pressure Monitor System (TPMS)³³ with direct pressure readout and individual tire location alert

S S S S

Blind Spot Monitor (BSM)⁷ with Rear Cross-Traffic Alert (RCTA)⁸

S S S S

Front and Rear Parking Assist with Automatic Braking (PA w/AB)¹²

S S S S

Vehicle Proximity Notification System (VPNS)⁴³

S S S S

Hill Start Assist Control (HAC)³⁰

S S S S

Anti-theft system with alarm and engine immobilizer⁵¹

S S S S

Packages and Options

Bi-tone exterior color¹

O

Advanced Tech Package — includes 21-in. 10-spoke dark metallic alloy wheels, Panoramic View Monitor (PVM)⁴⁴ with 360-degree Overhead View in low-speed drive and reverse, and Curb View, Digital Key⁴⁵ capability (Remote Connect subscription⁴⁰ required), Lane Change Assist (LCA),¹⁰ Traffic Jam Assist (TJA)⁶ and Front Cross-Traffic Alert (FCTA)¹¹

P

Mechanical/Performance

ENGINE

Hybrid MAX 2.4-Liter inline 4-Cylinder turbocharged Hybrid; 340 net combined hp

S

Hybrid engine: 2.5-Liter Dynamic Force 4-Cylinder with EV Mode;³⁴ 236 net combined hp

S S S

Compression ratio: 14.0:1

S S S

Compression ratio: 11.0:1

S

Emission rating: Super Ultra-Low Emission Vehicle (SULEV)

S S S S

TRANSMISSION

Direct Shift-6AT 6-speed automatic transmission

S

Electronically controlled Continuously Variable Transmission (ECVT)

S S S

TOYOTA CROWN SPECIFICATIONS

S = Standard O = Optional P = Available as part of a package

Mechanical/Performance

	XLE	Limited	Nightshade Edition	Platinum
DRIVETRAIN				
All-Wheel Drive (AWD)	S	S	S	S
DRIVE MODES				
Eco, Normal, Sport drive modes	S	S	S	
EV Mode ⁴¹	S	S	S	
Eco, Rear Comfort, Normal, Sport and Custom drive modes				S
HV TRACTION BATTERY				
Type: Nickel-Metal Hydride (Ni-MH)	S	S	S	S
Battery voltage	230.4V	230.4V	230.4V	230.4V
STEERING				
Electric Power Steering (EPS); power-assisted rack-and-pinion	S	S	S	S
Dynamic Rear Steering				S
Turning circle diameter, curb-to-curb (ft.)	19	19	19	17.7
SUSPENSION				
Independent MacPherson strut front suspension with stabilizer bar; multi-link rear suspension with stabilizer bar	S	S	S	S
Adaptive Variable Suspension (AVS) system				S
BRAKES				
Power-assisted ventilated 12.9-in. front disc brakes; solid 12.5-in. rear disc brakes with hydraulic brake booster	S	S	S	S
Electronically Controlled Braking (ECB) system with integrated regenerative braking	S	S	S	S
Active Cornering Assist (ACA)	S	S	S	S

Dimensions

EXTERIOR DIMENSIONS (in.)				
Overall height	60.6	60.6	60.6	60.6
Overall length	196.1	196.1	196.1	196.1
Overall width	72.4	72.4	72.4	72.4
Wheelbase	112.2	112.2	112.2	112.2
Track (front/rear)	63.0/63.2	63.0/63.2	63.2/63.6	63.2/63.6
INTERIOR DIMENSIONS (in.)				
Head room	38.2/37.5	38.2/37.5	38.2/37.5	38.2/37.5
Shoulder room	57.1/55.1	57.1/55.1	57.1/55.1	57.1/55.1
Leg room	42.1/38.9	42.1/38.9	42.1/38.9	42.1/38.9
Hip room	55.2/53.1	55.2/53.1	55.2/53.1	55.2/53.1
Ground clearance	5.8	5.8	5.8	5.8

Weights and Capacities

Seating	5	5	5	5
Fuel tank (gal.)	14.5	14.5	14.5	14.5
Curb weight (lb.)	3980	3980	4013	4343
Cargo volume, rear seatbacks up (cu. ft.) ⁴⁷	15.2	15.2	15.2	15.2

Tires

Spare — Temporary	S	S	S	S
-------------------	---	---	---	---

Mileage Estimates (mpg city/highway/combined)²

	42/41/41	42/41/41	42/41/41	29/32/30
--	----------	----------	----------	----------

DISCLOSURES

1. Extra-cost color. 2. EPA-estimated 42 city/41 highway/41 combined mpg rating for 2025 Toyota Crown XLE, Nightshade Edition and Limited; EPA-estimated 29 city/32 highway/30 combined mpg rating for 2025 Toyota Crown Platinum. Use for comparison purposes only. Your mileage will vary for many reasons, including your vehicle's condition and how/where you drive. See www.fueleconomy.gov. 3. Performance figures are for comparison only and were obtained with prototype vehicles by professional drivers. 4. May not be compatible with all mobile phones, smart devices, tablets, e-readers, MP3/WMA players and like models. 5. Do not overly rely on Advanced Park and use only in accordance with applicable laws. Remain attentive to surroundings. Before operating, review *Owner's Manual* for instructions and limitations. 6. Traffic Jam Assist is not an automated driving system, requires driver supervision at all times, and is designed to function on controlled access freeways at speeds of 25 mph or less. Use this system in accordance with applicable laws. Before operating, refer to *Owner's Manual* for instructions and limitations. 7. Do not rely exclusively on Blind Spot Monitor. Look over shoulder and use turn signal. See *Owner's Manual* for limitations. 8. Do not rely exclusively on the Rear Cross-Traffic Alert. Visually confirm clearance during use. See *Owner's Manual* for limitations. 9. Do not rely exclusively on Safe Exit Alert. Always look for approaching traffic before exiting the vehicle. See *Owner's Manual* for limitations. 10. Lane Change Assist operates only when Dynamic Radar Cruise Control (DRCC) and Lane Tracing Assist (LTA) are activated. Do not overly rely on this system. Driver must confirm lane is clear. See *Owner's Manual* for limitations. 11. Do not overly rely on the Front Cross-Traffic Alert system. Always visually confirm that it is safe to proceed. See *Owner's Manual* for limitations. 12. Front and Rear Parking Assist with Automatic Braking (PA w/AB) may warn drivers of, and potentially brake for front and rear collisions with certain objects when traveling at low speeds. Drivers should visually confirm clearance during use. See *Owner's Manual* for instructions and limitations. 13. For Toyota hybrid, plug-in hybrid, fuel cell and battery electric vehicles beginning model year 2020, the hybrid (HV) battery is covered for 10 years from date of first use or 150,000 miles, whichever comes first. Coverage is subject to the terms and conditions of your New Vehicle Limited Warranty. See *Owner's Warranty and Maintenance Guide* for details. 14. Toyota Safety Sense™ effectiveness is dependent on many factors including road, weather and vehicle conditions. Drivers are responsible for their own safe driving. Always pay attention to your surroundings and drive safely. See *Owner's Manual* for limitations. 15. The Pre-Collision System (PCS) with Pedestrian Detection (PD) is designed to determine if impact is imminent and help reduce impact speed and damage in certain frontal collisions involving a vehicle, a pedestrian, a bicycle, or a motorcyclist. PCS w/PD is not a substitute for safe and attentive driving. System effectiveness depends on many factors, such as speed, size and position of pedestrian or bicyclist and weather, light and road conditions. See *Owner's Manual* for limitations. 16. Full-Speed Range Dynamic Radar Cruise Control and Dynamic Radar Cruise Control are not substitutes for safe and attentive driving. See *Owner's Manual* for instructions and limitations. 17. Lane Departure Alert with Steering Assist is designed to read visible lane markers under certain conditions. It provides a visual/audible alert and slight steering force when lane departure is detected. It is not a collision-avoidance system or a substitute for safe and attentive driving. Effectiveness depends on many factors including road, weather and vehicle conditions. See *Owner's Manual* for limitations. 18. Automatic High Beams operate at speeds above 21 mph. See *Owner's Manual* for instruction and limitations. 19. The Lane Tracing Assist (LTA) lane centering function is designed to read visible lane markers and detect other vehicles under certain conditions. It is only operational when DRCC is engaged. Not available on vehicles with manual transmissions. See *Owner's Manual* for limitations. 20. Road Sign Assist only recognizes certain road signs. See *Owner's Manual* for limitations. 21. Proactive Driving Assist (PDA) is designed to detect certain objects or curves in the road and provide gentle braking and/or steering support. PDA is not a substitute for safe and attentive driving. System effectiveness depends on many factors, such as speed, size and position of detected objects and weather, light and road conditions. See *Owner's Manual* for additional limitations and details. 22. JBL® is a registered trademark of Harman International Industries, Inc. 23. To wirelessly use Apple CarPlay® on your car display, you need a compatible smartphone with an active data plan. You can check which smartphones are compatible at <https://www.apple.com/ios/carplay/>. Operability depends on network availability, a cellular connection and GPS signal. Services subject to change at any time without notice. Data charges may apply. To learn more, go to <https://www.toyota.com/audio-multimedia/>. To learn more about Toyota's Connected Services data collection, use, sharing and retention practices, please visit <https://www.toyota.com/support/privacy-rights/>. Apple CarPlay® is a registered trademark of Apple Inc. 24. iPhone® is a registered trademark of Apple Inc. All rights reserved. 25. Google, Android, Android Auto, YouTube Music and other marks are trademarks of Google LLC. 26. Google, Android, Android Auto, YouTube Music and other marks are trademarks of Google LLC. Wireless use of Android Auto requires a compatible Android 11.0+ phone and compatible active data plan. Check g.co/androidauto/requirements for compatibility. Operability depends on network availability, a cellular connection and GPS signal. Services subject to change at any time without notice. Data charges may apply. To learn more, go to <https://www.toyota.com/audio-multimedia/>. To learn more about Toyota's Connected Services data collection, use, sharing and retention practices, please visit <https://www.toyota.com/support/privacy-notice/>. 27. Service will automatically stop at the end of your trial subscription period unless you decide to continue service. Trial is non-transferable. If you do not wish to enjoy your trial, you can cancel by calling the number below. All SiriusXM services require a subscription, each sold separately by SiriusXM after the trial period. Service subject to the SiriusXM Customer Agreement and Privacy Policy, visit siriusxm.com for complete terms and how to cancel which includes online methods or calling 1-866-635-2349. Some services and features are subject to device capabilities and location availability. Satellite service not available in AK & HI. Content varies by SiriusXM subscription plan. All fees, content and features are subject to change. SiriusXM and related logos are trademarks of Sirius XM Radio Inc. and its respective subsidiaries. 28. Toyota Connected Services depend on certain factors outside of Toyota's control in order to operate, including cellular network availability and GPS signal. Without either of these things, operability may be limited or precluded, including access to response center and emergency support. Services vary by vehicle and are subject to change at any time without notice. Requires app download/registration and subscription after trial (if applicable). Terms of Use apply. Data charges may apply. See *Owner's Manual* and <https://www.toyota.com/connected-services/>. For Toyota's Connected Services' data collection, use, sharing and retention practices, please visit <https://www.toyota.com/support/privacy-notice/>. All trials begin on original purchase or lease date of new vehicle, with the exception of Wi-Fi for which trial begins at time of activation. Paid subscription required after trial (if applicable). 29. Safety Connect® depends on factors outside of Toyota's control in order to operate, including cellular network availability and GPS signal. Without either of these things, operability may be limited or precluded, including access to response center and emergency support. Stolen vehicle police report required to use Stolen Vehicle Locator. If subscription includes Automatic Collision Notification, it will activate only in limited circumstances. Services vary by vehicle and are subject to change at any time without notice. Terms of Use apply. Data charges may apply. See *Owner's Manual* and <https://www.toyota.com/connected-services/>. For Toyota's Connected Services' data collection, use, sharing and retention practices, please visit <https://www.toyota.com/support/privacy-notice/>. A Safety Connect® trial is included for up to 10 years on select vehicles with paid Connected Services packages. See your Toyota dealer for details. 4G network dependent. 30. Requires cellular network availability, a cellular connection and GPS signal. May not work in all areas. Service may vary by vehicle and region. See Toyota dealer for details and exclusions. 31. Building and/or parking structures may limit system effectiveness. Stolen vehicle police report required to use Stolen Vehicle Locator. For additional assistance contact the Toyota Customer Experience Center at 1-800-331-4331. 32. Service Connect depends on certain factors outside of Toyota's control in order to operate, including cellular network availability and GPS signal. Without either of these things, operability may be limited or precluded. Information provided is based on the last time data was collected from vehicle and is not real-time data. Services vary by vehicle and are subject to change at any time without notice. Terms of Use apply. Data charges may apply. See usage precautions and service limitations in *Owner's Manual* and <https://www.toyota.com/connected-services/>. To learn about Toyota's Connected Services' data collection, use, sharing and retention practices, please visit <https://www.toyota.com/support/privacy-notice/>. The Service Connect trial is included for up to 10 years. 4G network dependent. 33. Service not available everywhere or in every vehicle. Depends on cellular network availability and GPS signal. Without either of these things, operability may be limited or precluded. Up to 5 devices can be supported using in-vehicle connectivity. Services subject to change at any time without notice. The Wi-Fi Connect trial begins at the time of enrollment and expires the earlier of 3GB data use or the 1-month trial period ends. Paid subscription required after trial. Select models include Integrated Streaming capability, which requires a separate subscription to third-party provider services. Data charges may apply. Valid in the contiguous U.S. and Alaska. Go to <https://myvehicle.att.com/#/toyota/learn?language=en&country=US> for terms and conditions. 34. Apple Music and the Apple logo are trademarks of Apple Inc., registered in the U.S. and other countries. Requires Wi-Fi network subscription after trial (if applicable) and your own Apple Music account. 35. Amazon Music, and all related marks are trademarks of Amazon Technologies, Inc. or its affiliates. 36. Drive Connect availability and accuracy depend on certain factors outside of Toyota's control in order to operate, including 4G network availability, a cellular connection and GPS signal. Without any one or more of these things, operability may be limited or precluded. Services subject to change at any time without notice. Requires app download/registration and subscription after trial (if applicable). Terms of Use apply. Data charges may apply. See *Owner's Manual* and <https://www.toyota.com/connected-services/> for limitations. To learn about Toyota's Connected Services data collection, use, sharing and retention practices, visit <https://www.toyota.com/support/privacy-notice/>. Trial period begins on original purchase or lease date of new vehicle. Paid subscription required after trial (if applicable). Terms of Use apply. 37. On select models, Destination Assist will require a trial or subscription to Drive Connect. Availability and accuracy depend on certain factors outside of Toyota's control in order to operate, including a cellular connection and GPS signal. Without either of these, operability may be limited or precluded. Services subject to change at any time without notice. Requires app download/registration and subscription to Drive Connect after trial (if applicable). Terms of Use apply. Data charges may apply. See *Owner's Manual* and <https://www.toyota.com/connected-services/> for limitations. To learn about Toyota's Connected Services data collection, use, sharing and retention practices, visit <https://www.toyota.com/support/privacy-notice/>. The Destination Assist trial period begins on original purchase or lease date of new vehicle. Paid subscription required after trial (if applicable). Terms of Use apply. 38. Intelligent Assistant requires a trial or subscription to Drive Connect. Drive Connect availability and accuracy depend on certain factors outside of Toyota's control in order to operate, including 4G network availability, a cellular connection and GPS signal. Without any one or more of these things, operability may be limited or precluded. Services subject to change at any time without notice. Requires app download/registration and subscription after trial (if applicable). Terms of Use apply. Data charges may apply. See *Owner's Manual* and <https://www.toyota.com/connected-services/> for limitations. To learn about Toyota's Connected Services data collection, use, sharing and retention practices, visit <https://www.toyota.com/support/privacy-notice/>. 39. Cloud Navigation requires a trial or subscription to Drive Connect. Drive Connect availability and accuracy depend on certain factors outside of Toyota's control in order to operate, including 4G network availability, a cellular connection and GPS signal. Without any one or more of these things, operability may be limited or precluded. Services subject to change at any time without notice. Requires app download/registration and subscription after trial (if applicable). Terms of Use apply. Data charges may apply. See *Owner's Manual* and <https://www.toyota.com/connected-services/> for limitations. To learn about Toyota's Connected Services data collection, use, sharing and retention practices, visit <https://www.toyota.com/support/privacy-notice/>. 40. Use only if aware of circumstances surrounding vehicle and it is legal and safe to do so (e.g., do not remotely start a gas engine vehicle in an enclosed space or if vehicle is occupied by a child). Remote Connect depends on certain factors outside of Toyota's control in order to operate, including 4G network availability, a cellular connection and GPS signal. Without any one or more of these things, operability may be limited or precluded. Services subject to change at any time without notice. Digital Key also requires Bluetooth® connectivity. Remote start/stop not available on manual transmission-equipped models. Remote start/stop and/or lock/unlock available on select models. Remote Connect is included with select paid Connected Services packages. See your Toyota dealer for details. Terms of Use apply. Data charges may apply. See *Owner's Manual* and <https://www.toyota.com/connected-services/> for additional details. To learn about Toyota's Connected Services

DISCLOSURES

data collection, use, sharing and retention practices, please visit <https://www.toyota.com/support/privacy-notice/>. Trial period begins on original purchase or lease date of new vehicle. Paid subscription required after trial (if applicable). Terms of Use apply. **41.** EV Mode lets you operate solely on battery power at low speeds for short distances and in limited circumstances, such as in a parking garage. Different conditions may prevent or limit usage. See your *Owner's Manual* for instructions and limitations. **42.** Airbag systems supplement the seatbelts and are designed to inflate only under certain conditions and in certain types of severe collisions. Always wear seatbelt, sit upright in middle and as far back in seat as possible to help decrease risk of injury. Do not put objects in front of an airbag. See *Owner's Manual* for limitations. **43.** When Vehicle Proximity Notification System is active, it is the driver's responsibility to maintain a lookout for pedestrians, cyclists, other cars and objects and to drive the vehicle in a safe and attentive manner to avoid making contact. **44.** The Panoramic View Monitor does not provide a comprehensive view of the area surrounding your vehicle. Look around to confirm clearance. See *Owner's Manual* for limitations. **45.** Digital Key function requires Remote Connect trial or subscription. Use only if aware of circumstances surrounding vehicle and it is legal and safe to do so (e.g., do not remotely start engine if vehicle is in an enclosed space or vehicle is occupied by a child). Remote Connect depends on factors outside of Toyota's control, including an operative telematics device, a cellular connection, GPS signal, and the availability of a compatible wireless network, without which system functionality and availability may be limited or precluded. Digital Key also requires Bluetooth® connectivity. Service may vary by vehicle and region. Requires app download and registration/subscription after trial (if applicable). Terms of Use apply. Data charges may apply. Remote start/stop not available on manual transmission-equipped vehicles. Services subject to change at any time without notice. See usage precautions and service limitations in Toyota *Owner's Manual* and at <https://www.toyota.com/connected-services/> for additional details. To learn about Toyota's Connected Services data collection, use, sharing and retention practices, please visit <https://www.toyota.com/privacyvts/>. **46.** This floor mat/floor liner was designed specifically for use in your model and model year vehicle and SHOULD NOT be used in any other vehicle. To avoid potential interference with pedal operation, each mat/liner must be secured with its fasteners. Do not install a floor mat/floor liner on top of an existing floor mat/floor liner. **47.** Cargo and load capacity limited by weight and distribution. Always properly secure cargo and cargo area. **48.** Toyota strives to build vehicles to match customer interest and thus they typically are built with popular options and option packages. Not all options/packages are available separately and some may not be available in all regions of the country. See toyota.com for information about options/packages commonly available in your area. If you would prefer a vehicle without any or with different options, contact your dealer to check for current availability or the possibility of placing a special order. Color(s) depicted may vary based on multiple factors, including ambient lighting and the format in which it is being viewed (e.g., computer, mobile device or print). **49.** HomeLink® and the HomeLink® house icon are registered trademarks of Gentex Corporation. **50.** Charging may not be compatible with all mobile phones, smart devices, tablets, e-readers, MP3/WMA players and like products. **51.** Rated for 12 volts/10 amps. See *Owner's Manual* for additional limitations and details. **52.** When the system is on, Automatic Electric Parking Brake is designed to automatically engage the Electric Parking Brake under limited conditions. It may not hold the vehicle under all conditions and does not function when the vehicle is in Reverse. Automatic Electric Parking Brake is not a substitute for manual use of the Electric Parking Brake. See *Owner's Manual* for additional limitations and details. **53.** When the system is on and the vehicle is in Drive, Brake Hold may temporarily keep the brakes engaged after the driver brings the vehicle to a complete stop. See *Owner's Manual* for limitations. **54.** An active Remote Connect trial or subscription is required to use the features mentioned in the Toyota app. **55.** Vehicle Stability Control is not a substitute for safe and attentive driving practices. Factors including speed, road conditions, weather and steering input can affect whether VSC will be effective. See *Owner's Manual* for limitations. **56.** Smart Stop Technology® will reduce power to help the brakes bring vehicle to a stop during certain contemporaneous brake and accelerator pedal applications. See *Owner's Manual* for limitations. **57.** The backup camera does not provide a comprehensive view. Always look over shoulder and use outside mirrors. See *Owner's Manual* for limitations. **58.** The Rear-Seat Reminder does not sense objects in the rear seat. The Rear-Seat Reminder is designed to recognize a unique rear-door opening pattern that may be consistent with an object being placed in the rear seating area. See *Owner's Manual* for additional details. **59.** The Tire Pressure Monitor System alerts the driver when tire pressure is critically low. For optimal tire wear and performance, tire pressure should be checked regularly with a gauge; do not rely solely on the monitor system. See *Owner's Manual* for limitations and details. **60.** Hill Start Assist Control is designed to minimize backward rolling on steep ascents. Not a substitute for safe driving judgment and practices. Speed, grade, surface conditions, driver input, etc., can all affect HAC function. See *Owner's Manual*. **61.** The engine immobilizer is a state-of-the-art anti-theft system initiated when the key is inserted into ignition switch or a Smart Key fob is in/near the vehicle. Engine will only start if the code in the transponder chip inside the key/fob matches the code in vehicle's immobilizer. The transponder chip is embedded in the key/fob and can be costly to replace. For lost key or fob, see a Toyota dealer or go to www.aloa.org to find a qualified locksmith for high-security key service. **62.** ToyotaCare covers normal factory scheduled maintenance for two years or 25,000 miles, whichever comes first, and 24-hour Roadside Assistance is included for two years, unlimited mileage (Note: bZ4X, Mirai, Prius and Prius Prime include enhanced ToyotaCare and/or Roadside Assistance). Roadside Assistance limits towing distances and locations and does not include parts and fluids, except emergency fuel delivery for certain vehicles. Excludes rental company fleet sale vehicles. See your Toyota dealer for additional restrictions and exclusions. Valid only in the continental U.S. **63.** Dashcam may not record under certain conditions. Use in accordance with applicable laws. See dashcam *Owner's Manual* for details. **64.** Water, weather, dirt, and other conditions may cause the hands-free power liftgate sensor to not operate properly. See *Owner's Manual* for limitations.

Toyota strives to build vehicles to match customer interest and thus they typically are built with popular options and option packages. Not all options/packages are available separately and some may not be available in all regions of the country. See toyota.com for information about options/packages commonly available in your area. If you would prefer a vehicle without any or with different options, contact your dealer to check for current availability or the possibility of placing a special order.

Color(s) depicted may vary based on multiple factors, including ambient lighting and the format in which it is being viewed (e.g., computer, mobile device or print).

Some vehicles are shown with available equipment. Seatbelts should be worn at all times. For details on vehicle specifications, standard features and available equipment in your area, contact your Toyota dealer. A vehicle with particular equipment may not be available at the dealership. Ask your Toyota dealer to help locate a specifically equipped vehicle.

All information presented herein is based on data available at the time of posting, is subject to change without notice and pertains specifically to mainland U.S.A. vehicles only. Vehicles shown may be prototypes, shown using visual effects and/or shown with options. Actual models may vary.



For Toyota Mobility program details, go to www.toyotamobility.com or call the Toyota Brand Engagement Center at 1-800-331-4331