




TOYOTA

2025 Tundra

2025 TUNDRA

Go all-out and harder than ever.

The 2025 Toyota Tundra is more than a hardworking pickup — it's a weekend warrior built for taking you on far-out adventures that leave you with unforgettable memories.



Cover image: TRD Pro CrewMax shown in Magnetic Gray Metallic. See numbered footnotes in Disclosures section.

PERFORMANCE


Power that pushes your expectations.

Tundra's modern muscle delivers exceptional power and efficiency. Equipped to go the extra mile, this full-size pickup has up to an EPA-estimated 22 combined mpg rating.² The moment you step on the gas, you're ready for action. And you can keep on driving with confidence, knowing this truck was built with the quality, durability and reliability Toyota is recognized for.



i-FORCE twin-turbo V6 engine

The power at the heart of Tundra. Tundra's i-FORCE twin-turbo V6 engine delivers up to 389 horsepower and 479 lb.-ft. of torque. And its 10-speed automatic transmission helps you harness more power when climbing a muddy hill, towing a trailer or cruising on the freeway.



Electrified i-FORCE MAX powertrain

Tundra's available i-FORCE MAX engine applies hybrid tech for more performance. By pairing the twin-turbo V6 with an electric motor, this hybrid engine generates an electrifying 437 horsepower with an amazing 583 lb.-ft. of torque. And the unique placement of the electric motor between the engine and transmission allows power to be transferred efficiently, without any lag. Charging up the trail or merging onto the freeway — the second you feel the instantaneous torque across the powerband, you're ready to keep the adventure going.



Limited CrewMax shown in Magnetic Gray Metallic with max towing capacity of 11,120 lbs.³ Never tow beyond a vehicle's published towing capacities. See Owner's Manual for limitations.

Max towing of up to 12,000 lbs.

Its powertrain, frame and suspension work together to give Tundra an available max towing capacity of up to 12,000 lbs.³ Whether you're towing your trailer for a weekend getaway or taking the ATVs out for a spin in the desert, Tundra helps you haul with confidence.

See numbered footnotes in Disclosures section.

CAPABILITY

Hauling heavyweight.

Enjoy the power of a premium towing machine. Tundra makes accessing new destinations with all your gear easier than ever. Its available Adaptive Variable Suspension and Load-leveling Rear Height Control Air Suspension equip you with the capability you need to tow with confidence while looking out for rough roads ahead.



Crawl Control


Available on TRD Pro and 4x4 TRD Off-Road Packages, Tundra's next-generation Crawl Control (CRAWL) system⁴ helps you smoothly and quietly take on tough terrain. With the simple press of a button, this advanced system automatically modulates the throttle and brakes on five low-speed settings, so you can keep your focus on navigating across difficult terrain.

Multi-Terrain Select

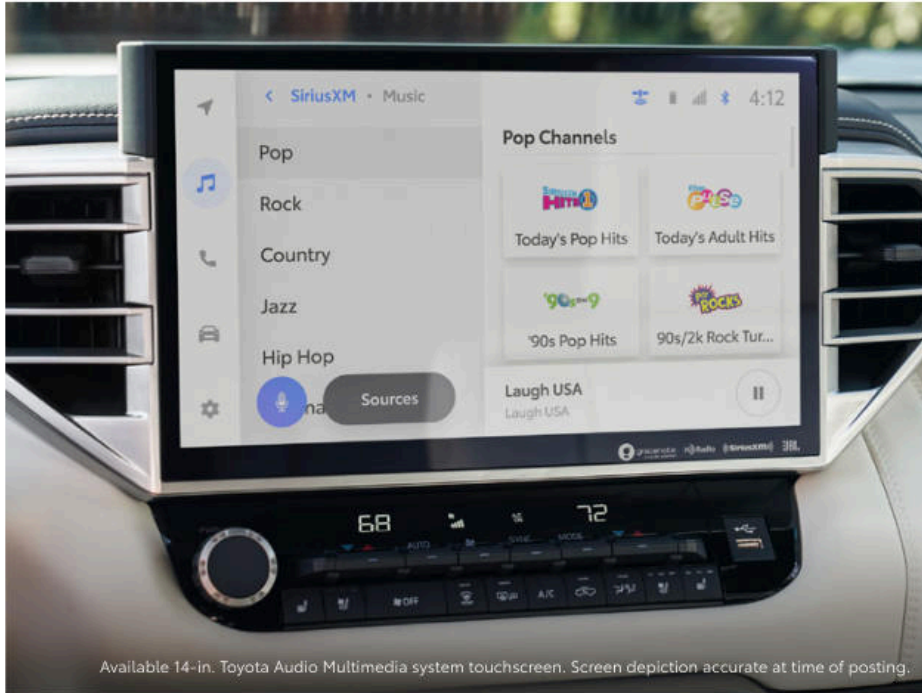
When you're in the thick of it, this available system helps regulate wheelspin by automatically adjusting the engine throttle and traction control. In 4x4 low or high range, a quick turn of the dial toggles between terrain modes: Mud, Sand, Rock, Mogul (i-FORCE only) or Auto (i-FORCE MAX only).

Electronically locking rear differential

Tundra's available electronically controlled locking rear differential for TRD Pro and 4x4 TRD Off-Road Packages evenly distributes engine power to both rear wheels. Once the system is engaged, both rear wheels move at the same speed and provide more grip in low-traction conditions.



See numbered footnotes in Disclosures section.



14-in. Toyota Audio Multimedia touchscreen

Get a better view of what's around you on Tundra's impressive available 14-in. Toyota Audio Multimedia touchscreen. With a Panoramic View Monitor (PVM),⁵ standard with the 14-in. touchscreen, or an available Multi-Terrain Monitor, you can sync up multiple cameras placed on the front, rear and sides of the Tundra for different views of your immediate surroundings to help with tricky terrain.

TECHNOLOGY

Built for high-tech treks.

Outfitted for convenience, Tundra features a Human Machine Interface (HMI). This advanced system uses Tundra's available 14-in. multimedia touchscreen to heighten your interaction through sight, touch and voice activation — helping you stay connected to every adventure.

Panoramic View Monitor

Tundra's available Panoramic View Monitor (PVM)⁵ uses cameras on the front, sides and rear of the truck to help give you a better view of what's going on outside.

Trailer Backup Guide with Straight Path Assist

Using sensors and cameras, Tundra's available driver assistance technology helps keep your trailer in a straight line as you back up.⁶

Blind Spot Monitor with Rear Cross-Traffic Alert

Tundra's available Blind Spot Monitor (BSM)⁷ is designed to warn you when a vehicle in the next lane enters your blind spot on either side of the truck. When the system detects a trailer is being towed, the BSM extends the area of detection and alert in consideration of the trailer. And when you're reversing out of a tight spot, available Rear Cross-Traffic Alert (RCTA)⁸ helps detect vehicles approaching from either side, warning you with side mirror indicators and a warning tone. Altogether, Tundra's advanced driver assistance features help bring added peace of mind to every journey.

Optimized for adventure.

With a backbone as tough as Tundra's, this advanced body-on-frame hauler is always up for the challenge.

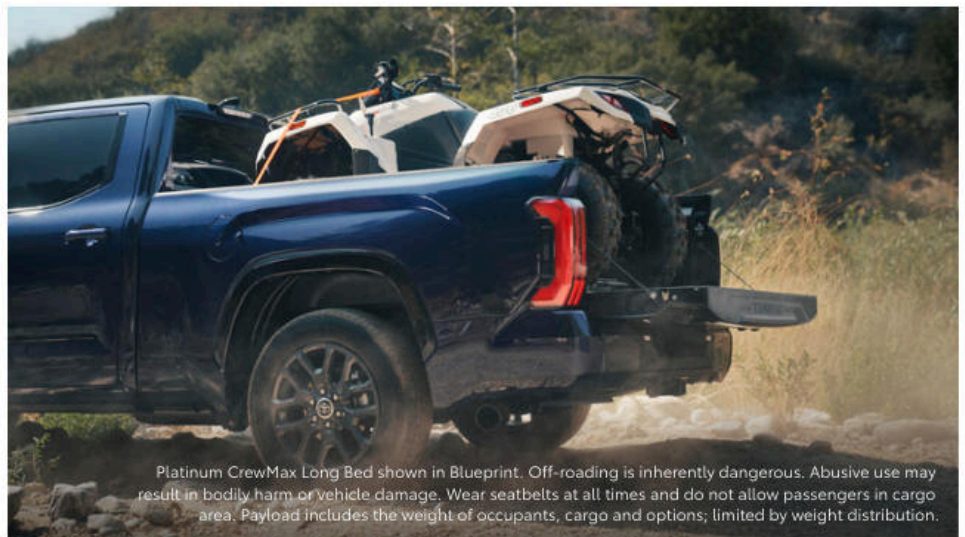


Fully boxed steel frame and multi-link rear suspension

Tundra's fully boxed, high-strength steel ladder frame provides enhanced rigidity, capability and driving comfort. The wide rear frame member improves stability and towing capability, while the double-size frame cross members provide extra reinforcement, making this Tundra one of the most durable body-on-frame haulers to come off our Texas assembly line. A modern suspension to match its modern, fully boxed frame, Tundra's multi-link rear suspension delivers ride comfort, straight-line stability and overall handling dynamics on the road, trail and everywhere in between. And with this coil-spring suspension, Tundra can deliver exceptional towing performance.

Ultra-durable composite bed

Tundra's aluminum-reinforced bed is composed of an ultra-durable Sheet-Molded Composite (SMC) surface. This strong and resilient bed boasts a greater impact strength than aluminum and acts as a shield against dents, impact dings and rust. Even with its max payload of up to 1940 lbs⁹ loaded in the back, this rugged, high-tech bed offers added protection to help keep your Tundra looking good for years to come.



Platinum CrewMax Long Bed shown in Blueprint. Off-roading is inherently dangerous. Abusive use may result in bodily harm or vehicle damage. Wear seatbelts at all times and do not allow passengers in cargo area. Payload includes the weight of occupants, cargo and options; limited by weight distribution.



SR5 CrewMax interior shown in Heritage Black SofTex® trim with available TRD Rally Package. Prototype shown with options using visual effects.

INTERIOR

A first-class cabin.

Tundra's premium interior offers available leather-trimmed and soft-touch materials throughout, plenty of room for friends or gear, and a driver's seat that fits like a glove.

Premium leather-trimmed seats

Bring maximum comfort to wild rides. Tundra's available premium leather-trimmed seats are designed with a wide shoulder to give you more support. And for an even bolder look, TRD Pro offers an available Cockpit Red SofTex® trim.

Heated and ventilated seats


Warm up on your way up the mountain. Cool down when you're under the desert sun. No matter the climate, Tundra's available heated and ventilated front and rear seats on select grades help you wander in total comfort.

Rear-seat storage

Tundra's versatile rear seats flip and fold — helping you make space for more gear.¹⁰ And on certain models, Tundra's rear seats flip up for added storage underneath. Thoughtfully designed, this cabin is ready for your next big trip.

Power vertical rear window

A signature available Toyota feature. Tundra CrewMax features a standard rear glass window that raises and fully lowers with the push of a button. When you're camped on the trail, this handy feature optimizes airflow inside the cabin — and gives your four-legged friend a better view.



Screen depiction accurate at time of posting.



See numbered footnotes in Disclosures section.


EXTERIOR

Off-road beast with upscale shine.

From the ground up, Tundra's design pays homage to Toyota's legendary adventurous look. Bold lines, bulging fenders and a powerful front grille hint at the capability that lives under the sheet metal and show onlookers that this truck can handle the toughest demands.




SR5 CrewMax shown in Ice Cap with available TRD Rally Package. Prototype shown with options. Off-roading is inherently dangerous. Abusive use may result in personal injury or vehicle damage.



Premium LED headlights

High-performance, efficient LED headlights give Tundra a striking look. And these fully LED headlights offer available dynamic sequential turn signals, Daytime Running Lights (DRL) and LED low and high beams, for better visibility. In addition to Tundra's standard manual-leveling headlights, its available auto-leveling headlights stay level to help with safe towing and hauling — without any input from the driver.




Distinct Platinum and 1794 Edition styling

Right off the bat, Tundra's thick bumper interlocks with its brawny grille to create a strong, visceral image. Platinum's bold grille — featuring dark chrome-finished accents — sends a powerful message that this truck is a premium recreation machine. And with a modern Western design, 1794 Edition's bright chrome-finished grille lets everyone know this rugged rig rides in a league of its own.



Available SX Package

Get more bang for your truck — customize your vehicle to be as bold as you, with Tundra's SX Package. Dress up your Tundra with stunning dark gray metallic 18-in. wheels and black body-color trim, including on the outer door handles and the rear inboard bumper. Similar styling can be found inside the cabin, as black accents replace silver-colored trim.




This image and right: TRD Pro CrewMax shown in Ice Cap. Off-roading is inherently dangerous. Abusive use may result in bodily harm or vehicle damage. Wear seatbelts at all times and do not allow passengers in cargo area.



TRD Pro

Built for the great outdoors. TRD Pro's BBS®¹¹ forged wheels come wrapped in Falken®¹² WILDPEAK all-terrain tires. A high-strength aluminum TRD Pro skid plate helps protect this beast's underbelly. And for enhanced off-road performance, TRD Pro's suspension features rugged FOX®¹³ shocks.



TRD Off-Road suspension

Delivering consistent performance when the going gets rough, TRD Off-Road's Bilstein®¹⁴ shocks help steady the course. And its unique 18-in. alloy wheels come wrapped in Falken®¹² WILDPEAK all-terrain tires to help you take on rock, dirt and mud — without losing your grip. TRD Off-Road Package is available on SR5, Limited, Platinum and 1794 Edition.



TRD Pro suspension with TRD Pro upper control arm

Hit the trail with confidence. Designed and manufactured by TRD, this forged upper control arm is built to last, withstand rugged off-road conditions and increase the strength of Tundra's front suspension.

See numbered footnotes in Disclosures section.

TRD FAMILY

The total package.

Designed to make your outdoor adventures even greater, the team at Toyota Racing Development (TRD) has built on Tundra's pedigree of toughness. Whether it's with the TRD Off-Road Package or TRD Pro grade, you'll be ready for the trail with the unique performance, capability and styling enhancements that each package provides.

TRD Off-Road Package available on SR5, Limited, Platinum and 1794 Edition.

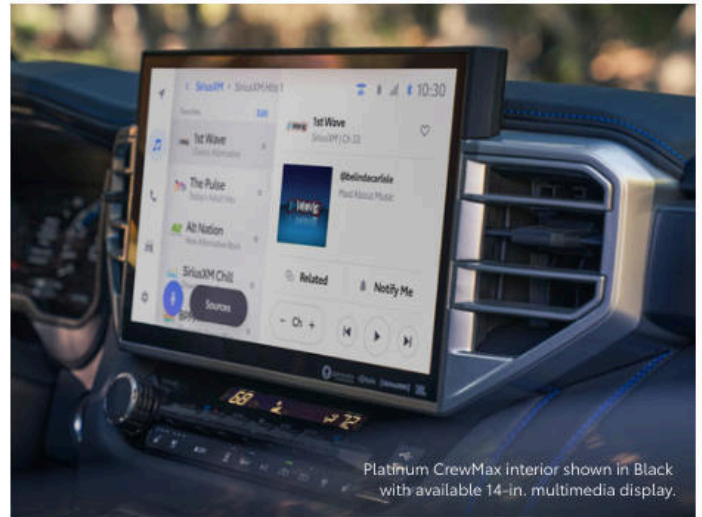


SR5 CrewMax shown in Ice Cap with available TRD Rally Package. Prototype shown with options. Off-roading is inherently dangerous. Abusive use may result in bodily harm or vehicle damage.

AUDIO MULTIMEDIA

Amplify your drive.

Enhance every drive with an experience that's all about you. Whether enjoying the sounds of your favorite soundtrack or interacting with an interface that you're familiar with, you'll always be surrounded by comfort.



Platinum CrewMax interior shown in Black with available 14-in. multimedia display.



JBL® Premium Audio system

Immerse yourself in quality sound with Tundra's available JBL®¹⁵ Premium Audio system. A 12-speaker audio system equipped with a subwoofer, it provides phenomenal sound that amplifies every drive.




Wireless Android Auto™

Stay connected on the road. By pairing your compatible Android™¹⁸ phone with the audio multimedia system, Android Auto™¹⁹ lets you get real-time traffic alerts, make and receive phone calls, listen to your favorite soundtrack and more.



Wireless Apple CarPlay®

Bring along a familiar face. With Tundra's wireless Apple CarPlay®¹⁶ compatibility, you can use your compatible iPhone®¹⁷ with the multimedia system to get directions, make calls, send and receive messages and listen to music, all while staying focused behind the wheel.



SiriusXM® 3-month trial

SiriusXM® has premium entertainment that you won't hear anyplace else. With the SiriusXM® 3-month trial,²⁰ you get 425+ channels, including 165+ channels in your vehicle, to enjoy ad-free music, plus sports, news, talk, comedy and more. Experience even more on the SiriusXM® App, featuring expertly curated podcasts, Xtra channels of music, personalized Pandora® stations, SiriusXM® video and more.

See numbered footnotes in Disclosures section.
Screen depictions accurate at time of posting.

Technology that keeps up with you.

Take advantage of smarter and convenient technologies designed to simplify your everyday life. Trial periods available on select models for the listed Connected Services.*²¹ 4G network dependent.



Safety Connect®

Round-the-clock help when the unexpected happens.²² Up to 10-year trial period.

- ✓ Emergency Assistance Button (SOS)
- ✓ Enhanced Roadside Assistance²³
- ✓ Automatic Collision Notification
- ✓ Stolen Vehicle Locator²⁴



Service Connect

Being proactive to help keep your vehicle in peak condition.²⁵ Up to 10-year trial period.

- ✓ Vehicle Health Report
- ✓ Vehicle Maintenance Alert
- ✓ Maintenance Reminder



Wi-Fi Connect

Turn your Toyota into a hotspot with 4G connectivity.²⁶ Up to 3GB within 30-day trial included.

- ✓ AT&T Hotspot
- ✓ Integrated Streaming
 - Apple Music²⁷ (separate subscription required)
 - Amazon Music²⁸ (separate subscription required)



Drive Connect

Navigation solutions that use the latest maps, voice commands and live agent assistance.²⁹ (SR and SR5 are Drive Connect-capable; subscription required).

- ✓ Destination Assist³⁰
- ✓ Intelligent Assistant³¹
- ✓ Cloud Navigation³²



Remote Connect

Manage your vehicle through the Toyota app.^{33, 67} Available on select models.

- ✓ Remote Vehicle Start (if equipped)
- ✓ Unlock/Lock
- ✓ Remote Notifications
- ✓ Guest Driver
- ✓ Smartwatch Compatibility







*To view included trial details, please visit toyota.com/connected-services.



TOYOTA SAFETY SENSE™ (TSS 2.5)

Peace of mind comes standard.

Toyota Safety Sense™ (TSS)³⁴ is a suite of safety and driver-assistance technologies designed to support driver awareness, decision-making and vehicle operation. These features are available on many new Toyota vehicles at no additional cost.

-  Pre-Collision System with Pedestrian Detection³⁵
-  Full-Speed Range Dynamic Radar Cruise Control³⁶
-  Lane Departure Alert with Steering Assist³⁷
-  Lane Tracing Assist³⁸
-  Automatic High Beams³⁹
-  Road Sign Assist⁴⁰



BEYOND ZERO

Beyond Zero is Toyota's vision to reach carbon neutrality with our products, services and operations, and go beyond, as we find new ways to create a better world. We currently offer more low and zero emission vehicles combined than any other automaker, to give customers numerous choices to reduce their carbon footprint.

Hybrid EV

Hybrid Electric Vehicles start, refuel and handle like the gas-only Toyotas you already know and love — just with better mpg.

Plug-in Hybrid EV

Plug-in Hybrid Electric Vehicles run just like hybrids, using a combination of fuel and battery-powered electric motor(s), but thanks to their larger battery pack, they can run farther on electric power alone.

Battery EV

These pure Electric Vehicles replace gasoline and combustion engines with battery-powered electric motors, providing smooth and almost instantaneous torque.

Fuel Cell EV

Fuel Cell Electric Vehicles combine stored hydrogen with oxygen from the outside air to generate their own electric charge to power the motor.



TUNDRA MODELS



SR

Available in Double Cab and CrewMax

Mechanical Features

- ✓ i-FORCE 3.4-Liter Twin-Turbo V6
– 358 hp @ 5200 rpm; 406 lb.-ft. @ 2000 rpm
- ✓ 10-speed Electronically Controlled automatic Transmission with intelligence (ECT-i)
- ✓ Rear-Wheel Drive (RWD) or 4WDemand part-time 4WD
- ✓ 18 city/23 highway/20 combined est. mpg rating (4x2);² 17 city/23 highway/19 combined est. mpg rating (4x4)²

Exterior Features

- ✓ 18-in. styled-steel wheels
- ✓ Aluminum-reinforced composite bed
- ✓ LED headlights with Daytime Running Lights (DRL) and manual leveling adjustment

Interior Features

- ✓ Smart Key System with Push Button Start; remote keyless entry with lock, unlock, panic and tailgate release functions, and remote illuminated entry
- ✓ Fabric-trimmed seats with 4-way adjustable front seats
- ✓ Rear under-seat storage compartment with removable and adjustable partitions

Audio Multimedia

- ✓ 8-in. Toyota Audio Multimedia touchscreen with wireless Apple CarPlay^{®16} & Android Auto^{™19} compatibility, and SiriusXM[®] 3-month trial²⁰

Connected Services

- ✓ Safety Connect[®] with up to 10-year trial.²² 4G network dependent.
- ✓ Remote Connect with a 1-year trial;³³ select features only. 4G network dependent.
- ✓ Drive Connect-capable;²⁹ subscription required. 4G network dependent.
- ✓ Service Connect with up to 10-year trial.²³ 4G network dependent.
- ✓ Wi-Fi Connect with up to 3 GB within 30-day trial.²⁶ 4G network dependent.

Safety/Convenience

- ✓ Toyota Safety Sense[™] 2.5 (TSS 2.5)³⁴ includes:
 - Pre-Collision System with Pedestrian Detection (PCS w/PD)³⁵
 - Full-Speed Range Dynamic Radar Cruise Control (DRCC)³⁶
 - Lane Departure Alert with Steering Assist (LDA w/SA)³⁷
 - Lane Tracing Assist (LTA)³⁸
 - Automatic High Beams (AHB)³⁹
 - Road Sign Assist (RSA)⁴⁰
- ✓ Star Safety System[™]

Options and Packages

- ✓ SR Tow Package¹



SR5

Available in Double Cab and CrewMax

Mechanical Features

- ✓ i-FORCE 3.4-Liter Twin-Turbo V6
– 389 hp @ 5200 rpm; 479 lb.-ft. @ 2400 rpm
- ✓ 10-speed Electronically Controlled automatic Transmission with intelligence (ECT-i)
- ✓ Selectable driving and TOW/HAUL modes
- ✓ Towing hitch receiver and wiring harness with 4-pin/7-pin connector³
- ✓ Integrated Trailer Brake Control (ITBC)⁴¹ system
- ✓ Rear-Wheel Drive (RWD) or 4WDemand part-time 4WD
- ✓ 18 city/23 highway/20 combined est. mpg rating (4x2);² 17 city/23 highway/19 combined est. mpg rating (4x4)²

Exterior Features

- ✓ 18-in. alloy wheels
- ✓ LED fog lights
- ✓ Deck rail header and side rails with adjustable tie-down cleats and fixed tie-down points

Interior Features

- ✓ Single-zone automatic climate control
- ✓ Power horizontal rear window (Double Cab) or power vertical rear window (CrewMax)
- ✓ Fabric-trimmed seats with driver 8-way power-adjustable seat with 2-way power-adjustable lumbar support
- ✓ Rear under-seat storage compartment with removable and adjustable partitions

Audio Multimedia

- ✓ 8-in. Toyota Audio Multimedia touchscreen with wireless Apple CarPlay^{®16} & Android Auto^{™19} compatibility, and SiriusXM[®] 3-month trial²⁰

Connected Services

- ✓ Safety Connect[®] with up to 10-year trial.²² 4G network dependent.
- ✓ Remote Connect with a 1-year trial;³³ select features only. 4G network dependent.
- ✓ Drive Connect-capable;²⁹ subscription required. 4G network dependent.
- ✓ Service Connect with up to 10-year trial.²³ 4G network dependent.
- ✓ Wi-Fi Connect with up to 3 GB within 30-day trial.²⁶ 4G network dependent.

Safety/Convenience

- ✓ Toyota Safety Sense[™] 2.5 (TSS 2.5)³⁴ includes:
 - Pre-Collision System with Pedestrian Detection (PCS w/PD)³⁵
 - Full-Speed Range Dynamic Radar Cruise Control (DRCC)³⁶
 - Lane Departure Alert with Steering Assist (LDA w/SA)³⁷
 - Lane Tracing Assist (LTA)³⁸
 - Automatic High Beams (AHB)³⁹
 - Road Sign Assist (RSA)⁴⁰

Options and Packages

- ✓ TRD Rally Package
- ✓ TRD Off-Road Package
- ✓ SX Package
- ✓ Tow mirrors
- ✓ Load-leveling Rear Height Control Air Suspension



Limited

Available in CrewMax

Mechanical Features

- ✓ i-FORCE 3.4-Liter Twin-Turbo V6
– 389 hp @ 5200 rpm; 479 lb.-ft. @ 2400 rpm
 - ✓ 18 city/23 highway/20 combined est. mpg rating (4x2);² 17 city/22 highway/19 combined est. mpg rating (4x4)²
- or

- ✓ i-FORCE MAX 3.4-Liter Twin-Turbo V6 Hybrid
– 437 hp @ 5200 rpm; 583 lb.-ft. @ 2400 rpm
- ✓ 20 city/24 highway/22 combined est. mpg rating (4x2 Hybrid);² 19 city/22 highway/21 combined est. mpg rating (4x4 Hybrid)²
- ✓ 10-speed Electronically Controlled automatic Transmission with intelligence (ECT-i)
- ✓ Selectable driving and TOW/HAUL modes
- ✓ Towing hitch receiver and wiring harness with 4-pin/7-pin connector³
- ✓ Integrated Trailer Brake Control (ITBC)⁴¹ system
- ✓ Rear-Wheel Drive (RWD) or 4WDemand part-time 4WD

Exterior Features

- ✓ 20-in. alloy wheels
- ✓ Power open-and-close tailgate with hands-free knee-lift assist and jam protection⁴²
- ✓ Tailgate release bump switch

Interior Features

- ✓ Dual zone automatic climate control
- ✓ SofTex[®]-trimmed¹ seats; 8-way power-adjustable front seats with 2-way power-adjustable lumbar support
- ✓ Heated and ventilated front seats
- ✓ Thin-bezel auto-dimming rearview mirror with HomeLink^{®43} universal transceiver

Audio Multimedia

- ✓ 14-in. Toyota Audio Multimedia touchscreen with wireless Apple CarPlay^{®16} & Android Auto^{™19} compatibility, and SiriusXM[®] 3-month trial²⁰
- ✓ 12.3-in. digital meter

Connected Services

- ✓ Safety Connect[®] with up to a 10-year trial.²² 4G network dependent.
- ✓ Remote Connect with a 1-year trial;³³ select features only. 4G network dependent.
- ✓ Drive Connect;²⁹ subscription required. 4G network dependent.
- ✓ Service Connect with up to 10-year trial.²³ 4G network dependent.
- ✓ Wi-Fi Connect with up to 3 GB within 30-day trial.²⁶ 4G network dependent.

Safety/Convenience

- ✓ Toyota Safety Sense[™] 2.5 (TSS 2.5)³⁴ includes:
 - Pre-Collision System with Pedestrian Detection (PCS w/PD)³⁵
 - Full-Speed Range Dynamic Radar Cruise Control (DRCC)³⁶
 - Lane Departure Alert with Steering Assist (LDA w/SA)³⁷
 - Lane Tracing Assist (LTA)³⁸
 - Automatic High Beams (AHB)³⁹
 - Road Sign Assist (RSA)⁴⁰
- ✓ Blind Spot Monitor (BSM)⁷ with Rear Cross-Traffic Alert (RCTA)⁵ and Trailer Merge Warning

Options and Packages

- ✓ TRD Off-Road Package
- ✓ Nightshade Package
- ✓ Tow mirrors
- ✓ Load-leveling Rear Height Control Air Suspension

TUNDRA MODELS



Platinum

Available in CrewMax

Mechanical Features

- ✓ i-FORCE 3.4-Liter Twin-Turbo V6
– 389 hp @ 5200 rpm; 479 lb.-ft. @ 2400 rpm
- ✓ 18 city/23 highway/20 combined est. mpg rating (4x2);²
17 city/22 highway/19 combined est. mpg rating (4x4)²
- or
- ✓ i-FORCE MAX 3.4-Liter Twin-Turbo V6 Hybrid
– 437 hp @ 5200 rpm; 583 lb.-ft. @ 2400 rpm
- ✓ 20 city/24 highway/22 combined est. mpg rating (4x2 Hybrid);² 19 city/22 highway/21
combined est. mpg rating (4x4 Hybrid)²
- ✓ 10-speed Electronically Controlled automatic
Transmission with intelligence (ECT-I)
- ✓ Rear-Wheel Drive (RWD) or 4WDemand part-time 4WD

Exterior Features

- ✓ 20-in. dark-gray-painted alloy wheels
- ✓ Premium LED headlights with LED Daytime Running
Lights (DRL), sequential turn signals, auto on/off
feature, and automatic leveling adjustment
- ✓ Power tilt/slide panoramic roof with power sunshade

Interior Features

- ✓ 12-speaker JBL®¹⁵ Premium Audio
- ✓ 12.3-in. digital meter
- ✓ Leather-trimmed seats; 10-way power-adjustable front
seats with 4-way power-adjustable lumbar support
- ✓ Heated and ventilated front and rear seats with
front-seat massage feature

Audio Multimedia

- ✓ 14-in. Toyota Audio Multimedia touchscreen with
wireless Apple CarPlay®¹⁶ & Android Auto™¹⁹
compatibility, and SiriusXM® 3-month trial²⁰

Connected Services

- ✓ Safety Connect® with up to 10-year trial.²²
4G network dependent.
- ✓ Remote Connect with a 1-year trial;²³
select features only. 4G network dependent.
- ✓ Drive Connect;²⁵ subscription required.
4G network dependent.
- ✓ Service Connect with up to 10-year trial.²⁵
4G network dependent.
- ✓ Wi-Fi Connect with up to 3 GB within 30-day trial.²⁶
4G network dependent.

Safety/Convenience

- ✓ Toyota Safety Sense™ 2.5 (TSS 2.5)³⁴ includes:
 - Pre-Collision System with Pedestrian Detection
(PCS w/PD)³⁵
 - Full-Speed Range Dynamic Radar Cruise
Control (DRCC)³⁶
 - Lane Departure Alert with Steering Assist (LDA w/SA)³⁷
 - Lane Tracing Assist (LTA)³⁸
 - Automatic High Beams (AHB)³⁹
 - Road Sign Assist (RSA)⁴⁰
- ✓ Trailer Backup Guide with Straight Path Assist (SPA)⁶
- ✓ Panoramic View Monitor (PVM)⁵

Options and Packages

- ✓ TRD Off-Road Package
- ✓ Load-leveling Rear Height Control Air Suspension with AVS
- ✓ Tow mirrors
- ✓ 10-in. color Head-Up Display



1794 Edition

Available in CrewMax

Mechanical Features

- ✓ i-FORCE 3.4-Liter Twin-Turbo V6
– 389 hp @ 5200 rpm; 479 lb.-ft. @ 2400 rpm
- ✓ 18 city/23 highway/20 combined est. mpg rating (4x2);²
17 city/22 highway/19 combined est. mpg rating (4x4)²
- or
- ✓ i-FORCE MAX 3.4-Liter Twin-Turbo V6 Hybrid
– 437 hp @ 5200 rpm; 583 lb.-ft. @ 2400 rpm
- ✓ 20 city/24 highway/22 combined est. mpg rating (4x2 Hybrid);² 19 city/22 highway/21
combined est. mpg rating (4x4 Hybrid)²
- ✓ 10-speed Electronically Controlled automatic
Transmission with intelligence (ECT-I)
- ✓ Rear-Wheel Drive (RWD) or 4WDemand part-time 4WD

Exterior Features

- ✓ 20-in. machined-finish alloy wheels
- ✓ Premium LED headlights with LED Daytime Running
Lights (DRL), sequential turn signals, auto on/off
feature, and automatic leveling adjustment
- ✓ Power tilt/slide panoramic roof with power sunshade

Interior Features

- ✓ 12-speaker JBL®¹⁵ Premium Audio
- ✓ 12.3-in. digital meter
- ✓ Leather-trimmed seats; 10-way power-adjustable front
seats with 4-way power-adjustable lumbar support
- ✓ Heated and ventilated front and rear seats with
front-seat massage feature

Audio Multimedia

- ✓ 14-in. Toyota Audio Multimedia touchscreen with
wireless Apple CarPlay®¹⁶ & Android Auto™¹⁹
compatibility, and SiriusXM® 3-month trial²⁰

Connected Services

- ✓ Safety Connect® with up to 10-year trial.²²
4G network dependent.
- ✓ Remote Connect with a 1-year trial;²³
select features only. 4G network dependent.
- ✓ Drive Connect;²⁵ subscription required.
4G network dependent.
- ✓ Service Connect with up to 10-year trial.²⁵
4G network dependent.
- ✓ Wi-Fi Connect with up to 3 GB within 30-day trial.²⁶
4G network dependent.

Safety/Convenience

- ✓ Toyota Safety Sense™ 2.5 (TSS 2.5)³⁴ includes:
 - Pre-Collision System with Pedestrian Detection
(PCS w/PD)³⁵
 - Full-Speed Range Dynamic Radar Cruise
Control (DRCC)³⁶
 - Lane Departure Alert with Steering Assist (LDA w/SA)³⁷
 - Lane Tracing Assist (LTA)³⁸
 - Automatic High Beams (AHB)³⁹
 - Road Sign Assist (RSA)⁴⁰
- ✓ Trailer Backup Guide with Straight Path Assist (SPA)⁶
- ✓ Panoramic View Monitor (PVM)⁵

Options and Packages

- ✓ TRD Off-Road Package
- ✓ Load-leveling Rear Height Control Air Suspension with AVS
- ✓ Tow mirrors
- ✓ 10-in. color Head-Up Display



TRD Pro

Available in CrewMax

Mechanical Features

- ✓ i-FORCE MAX 3.4-Liter Twin-Turbo V6 Hybrid
– 437 hp @ 5200 rpm; 583 lb.-ft. @ 2400 rpm
- ✓ 18 city/20 highway/19 combined est.
mpg rating (4x4 Hybrid)²
- ✓ 10-speed Electronically Controlled automatic
Transmission with intelligence (ECT-I)
- ✓ 4WDemand part-time 4WD
- ✓ Electronically controlled locking rear differential
- ✓ Multi-Terrain Select (MTS), Crawl Control (CRAWL),⁴
and Downhill Assist Control (DAC)⁴⁴
- ✓ TRD Pro off-road suspension with 1.1-in. front lift
and 2.5-in. FOX®⁴³ Internal Bypass shocks

Exterior Features

- ✓ 18-in. forged-aluminum BBS®¹¹ wheels with
P285/65R18 Falken®¹² WILDPEAK all-terrain tires
- ✓ Heritage-inspired "TOYOTA" grille with LED light bar
- ✓ LED marker lights
- ✓ TRD aluminum front skid plate and Xply™ Armor
high-strength engine, fuel tank and transfer
case undercovers
- ✓ Power tilt/slide panoramic roof with power sunshade

Interior Features

- ✓ 12-speaker JBL®¹⁵ Premium Audio
- ✓ 12.3-in. digital meter
- ✓ TRD Pro SofTex®-trimmed¹ seats with contrast
stitching and technical-camo-pattern pattern
inserts; 8-way power-adjustable front seats with
2-way power-adjustable lumbar support

Audio Multimedia

- ✓ 14-in. Toyota Audio Multimedia touchscreen with
wireless Apple CarPlay®¹⁶ & Android Auto™¹⁹
compatibility, and SiriusXM® 3-month trial²⁰

Connected Services

- ✓ Safety Connect® with up to 10-year trial.²²
4G network dependent.
- ✓ Remote Connect with a 1-year trial;²³
select features only. 4G network dependent.
- ✓ Drive Connect;²⁵ subscription required.
4G network dependent.
- ✓ Service Connect with up to 10-year trial.²⁵
4G network dependent.
- ✓ Wi-Fi Connect with up to 3 GB within 30-day trial.²⁶
4G network dependent.

Safety/Convenience

- ✓ Toyota Safety Sense™ 2.5 (TSS 2.5)³⁴ includes:
 - Pre-Collision System with Pedestrian Detection
(PCS w/PD)³⁵
 - Full-Speed Range Dynamic Radar Cruise
Control (DRCC)³⁶
 - Lane Departure Alert with Steering Assist (LDA w/SA)³⁷
 - Lane Tracing Assist (LTA)³⁸
 - Automatic High Beams (AHB)³⁹
 - Road Sign Assist (RSA)⁴⁰

- ✓ Blind Spot Monitor (BSM)⁷
- ✓ Multi-Terrain Monitor (MTM)

Options and Packages

- ✓ Tow mirrors

TUNDRA MODELS



Capstone

Available in CrewMax

Mechanical Features

- ✓ I-FORCE MAX 3.4-Liter Twin-Turbo V6 Hybrid
- 437 hp @ 5200 rpm; 583 lb.-ft. @ 2400 rpm
- ✓ 19 city/22 highway/21 combined est. mpg rating (4x4 Hybrid)¹
- ✓ 10-speed Electronically Controlled automatic Transmission with intelligence (ECT-I)
- ✓ 4WDemand part-time 4WD

Exterior Features

- ✓ 22-in. chrome- and machined-finish alloy wheels
- ✓ Premium LED headlights with chrome trim, LED Daytime Running Lights (DRL), sequential turn signals, auto on/off feature, and automatic leveling adjustment
- ✓ Power tilt/slide panoramic roof with power sunshade
- ✓ Power running boards and BedStep^{®45}

Interior Features

- ✓ 12-speaker JBL^{®15} Premium Audio
- ✓ 12.3-in. digital meter
- ✓ 10-in. color Head-Up Display (HUD)
- ✓ Semi-aniline leather-trimmed seats with premium contrast stitching; 10-way power-adjustable driver and front passenger seats with 4-way power-adjustable lumbar support
- ✓ Heated and ventilated front and rear seats with front-seat massage feature

Audio Multimedia

- ✓ 14-in. Toyota Audio Multimedia with wireless Apple CarPlay^{®16} & Android Auto^{™19} compatibility, and SiriusXM[®] 3-month trial²⁰

Connected Services

- ✓ Safety Connect[®] with up to 10-year trial²²
4G network dependent.
- ✓ Remote Connect with a 1-year trial²³
select features only. 4G network dependent.
- ✓ Drive Connect²⁹ subscription required.
4G network dependent.
- ✓ Service Connect with up to 10-year trial²⁵
4G network dependent.
- ✓ Wi-Fi Connect with up to 3 GB within 30-day trial.²⁶
4G network dependent.

Safety/Convenience

- ✓ Toyota Safety Sense[™] 2.5 (TSS 2.5)³⁴ includes:
 - Pre-Collision System with Pedestrian Detection (PCS w/PD)³⁵
 - Full-Speed Range Dynamic Radar Cruise Control (DRCC)³⁶
 - Lane Departure Alert with Steering Assist (LDA w/SA)³⁷
 - Lane Tracing Assist (LTA)³⁸
 - Automatic High Beams (AHB)³⁹
 - Road Sign Assist (RSA)⁴⁰
- ✓ Trailer Backup Guide with Straight Path Assist (SPA)⁶
- ✓ Panoramic View Monitor (PVM)⁵

Options and Packages

- ✓ Load-leveling Rear Height Control Air Suspension with AVS
- ✓ Tow mirrors

TUNDRA COLORS



Midnight Black Metallic



Smoked Mesquite



Blueprint




Magnetic Gray Metallic



Terra



Supersonic Red⁴⁶




Lunar Rock



Mudbath



Celestial Silver Metallic




Wind Chill Pearl⁴⁶



Ice Cap

TUNDRA TRIMS


SR fabric shown in Black




SR5 fabric shown in Black




SR5 TRD Rally Package SofTex^{®1} trim shown in Heritage Black



Limited SofTex^{®1} trim shown in Black




Boulder



Boulder

Platinum premium leather trim shown in Black



1794 Edition premium leather trim shown in Saddle Tan



TRD Pro SofTex^{®1} trim shown in Black



Capstone premium semi-aniline leather trim shown in Black and White



Cockpit Red

See numbered footnotes in Disclosures section.

TUNDRA WHEELS



18-in. styled-steel wheels



18-in. silver-painted alloy wheels



20-in. gray-painted and machined-finish alloy wheels



20-in. dark-gray-painted alloy wheels



20-in. machined-finish alloy wheels



TRD Pro: 18-in. black forged-aluminum BBS®11 wheels with TRD center caps



TRD Rally: 18-in. matte-black alloy wheels with TRD heritage center caps*



Nightshade: 20-in. matte-black alloy wheels with Toyota center caps



TRD Off-Road: 18-in. black-painted and machined-finish alloy wheels*



TRD Off-Road: 20-in. matte-black alloy wheels with TRD center caps



22-in. dark chrome and machined-finish alloy wheels

See numbered footnotes in Disclosures section.
*For illustrative purposes only. Actual wheel may vary from depiction.

TUNDRA ACCESSORIES

This is a great way to add extra personality to your Tundra. For a complete list of accessories in your area, go to toyota.com/tundra/accessories.




TRD tailpipe



TRD Off-Road: 20-in. black alloy wheels



TRD cast-aluminum running boards



Bed mat




Tailgate insert — black or chrome



Predator tube step



Wi-Fi trailer camera system²⁶



3-in. Suspension Lift Kit^{47, 48}



Tonneau cover

WARRANTIES

Every Toyota Car, Truck and SUV is built to exceptional standards. And that's not idle boasting. We back it up with these Limited Warranty Coverages:

Basic: 36 months/36,000 miles (all components other than normal wear and maintenance items).

Hybrid-Related Component Coverage: Hybrid-related components, including the battery control module, hybrid control module and inverter with converter, are covered for 8 years/100,000 miles. Refer to applicable Warranty and Maintenance Guide for details.

Hybrid Battery: HV battery is covered for 10 years or 150,000 miles, whichever comes first. Warranty coverage is subject to terms and conditions. Refer to applicable Warranty and Maintenance Guide for details.

Powertrain: 60 months/60,000 miles (engine, transmission/transaxle, drive system, seatbelts and airbags).

Rust-Through: 60 months/unlimited miles (corrosion perforation of sheet metal).

Emissions: Coverages vary under Federal and California regulations. Refer to applicable Warranty and Maintenance Guide for details.

Accessories: For Genuine Toyota Accessories purchased at the time of the new vehicle purchase, the Toyota Accessory Warranty coverage is in effect for 36 months/36,000 miles

from the vehicle's in-service date, which is the same coverage as the Toyota New Vehicle Limited Warranty.

For Genuine Toyota Accessories purchased after the new vehicle purchase the coverage is 12 months, regardless of mileage, from the date the accessory was installed on the vehicle, or the remainder of any applicable new vehicle warranty, whichever provides greater coverage.

Third-party accessories are not designed, manufactured or evaluated by Toyota. The accessories and any damage to other components or altered performance of the vehicle that may be caused by the accessories are not covered by your vehicle's warranty, and Toyota disclaims all liability therefor. See third-party warranty website for information on the applicable third-party accessory.

You may be eligible for transportation assistance if it's necessary that your vehicle be kept overnight for repairs covered under warranty. Please see your authorized Toyota dealership for further details.

For complete details about Toyota's warranties, please visit www.toyota.com, refer to the applicable Warranty and Maintenance Guide or see your Toyota dealer.

See numbered footnotes in Disclosures section.

TUNDRA FEATURES⁴⁹

S = Standard O = Optional P = Available Package

Exterior

	SR	SR5	Limited	Platinum	1794 Edition	TRD Pro	Capstone
Aluminum-reinforced composite bed construction	S	S	S	S	S	S	S
Deck rail header	S						
Deck rail system ⁵⁰ with four adjustable tie-down cleats and fixed cargo bed tie-down points		S	S	S	S	S	S
120V/400W ⁵¹ bed-mounted AC power outlet and LED bed lights		P	P	S	S	S	S
Tailgate release bump switch, located in driver's-side taillight			S	S	S	S	S
TUNDRA stamped power open-and-close tailgate with hands-free knee-lift assist and jam protection ⁴²	S	S	S	S	S		S
TUNDRA power open-and-close tailgate with hands-free knee-lift assist and jam protection with smart switch release ⁴²		O	S	S	S		S
TRD PRO power open-and-close tailgate with hands-free knee-lift assist and jam protection with smart switch release ⁴²						S	
LED headlights with Daytime Running Lights (DRL), auto on/off feature, and manual leveling adjustment	S	S	S				
Premium LED headlights with chrome trim, LED Daytime Running Lights (DRL), sequential turn signals, auto on/off feature, and automatic leveling adjustment			P	S	S		S
Premium LED headlights with black trim, LED Daytime Running Lights (DRL), sequential turn signals, and automatic leveling adjustment						S	
LED fog lights		S	S	S	S	S	S
TRD Pro LED light bar						S	
TRD Pro LED marker lights						S	
LED taillights	S	S	S				
Premium LED taillights with sequential turn signals				S	S	S	S
LED center high-mount stop light (CHMSL) with integrated cargo lights	S	S	S	S	S	S	S
LED Trailer Reverse Assist (TRA) light	S	S	S	S	S	S	S
Power horizontal rear window with defogger and privacy glass (Double Cab only)	S	S					
Power vertical rear window with defogger and privacy glass (CrewMax only)	S	S	S	S	S	S	S
Acoustic laminated windshield			S	S	S	S	
Acoustic laminated windshield and side windows							S
Washer-linked variable intermittent windshield wipers	S	S	S			S	
Rain-sensing washer-linked variable intermittent windshield wipers				S	S		S
Heated power outside mirrors	S	S					
Heated power auto-dimming outside mirrors with turn signal and blind spot warning indicators ⁷ and reverse tilt-down feature		P	S	S	S	S	S
Black heated power auto-dimming outside tow mirrors with turn signal and blind spot warning indicators ⁷ and power-folding and power-extend features		O	O	O	O	O	O
Front door handles with touch-sensor lock/unlock feature	S	S	S	S	S	S	S
Power running boards and BedStep ⁸⁴³				O	O		S
TRD Pro dual black exhaust tips						S	
TRD Rally Package dual black exhaust tips		P					

Styling

Black horizontal-bar grille with black surround	S						
Black horizontal-bar grille with color-keyed surround		S					
Black TRD honeycomb-style grille with chrome surround (TRD Off-Road Package)		P					
Black TRD honeycomb-style grille with color-keyed surround (TRD Off-Road Package)			P				
Black TRD honeycomb-style grille with color-keyed surround (TRD Sport Package)		P					
Gray-painted horizontal-bar grille with satin chrome surround			S				
Gray-painted TRD honeycomb-style grille with dark chrome surround (TRD Off-Road Package)				P			
Dark chrome-accented mesh grille with dark chrome surround				S			
Chrome-accented mesh grille with chrome surround					S		
Gray-painted TRD honeycomb-style grille with chrome surround (TRD Off-Road Package)					P		
Black "TOYOTA" heritage grille with integrated light bar, amber marker lights, and color-keyed surround						S	
Dark chrome-accented mesh grille with color-keyed surround							S
Gloss-black-painted A-pillar ²		S	S	S	S	S	S
Black roof-mounted shark-fin antenna	S	S	S	S	S	S	S
Black door handles, window molding, mirror caps and tailgate spoiler	S						
Chrome "TUNDRA" and "SR5" door badges; black door handles, window molding, mirror caps, tailgate spoiler and overfenders		S					
TRD Rally Package with heritage three-color decal on grille, front doors, tailgate and wheel center caps		P					
Chrome "TUNDRA" and "LIMITED" door badges, door handles and window molding; color-keyed mirror caps and tailgate spoiler; gray-painted overfenders			S				
Black grille, overfenders and rear bumper; gloss-black outside mirrors, window molding and tailgate handle; gloss-black and body-color door handles; semi-black "TUNDRA" door badge and "4x4" badge (if equipped); black 20-in. alloy wheels (Nightshade Package)				P			
Black grille, overfenders and rear bumper; gloss-black outside mirrors, window molding and tailgate handle; semi-black "TUNDRA" door badge and "4x4" badge (if equipped); gloss-black and body-color door handles; black 20-in. TRD Off-Road alloy wheels (TRD Off-Road Package)				P			

See numbered footnotes in Disclosures section.

TUNDRA FEATURES⁴⁹

S = Standard O = Optional P = Available Package

Styling (continued)

	SR	SR5	Limited	Platinum	1794 Edition	TRD Pro	Capstone
Gloss-black window molding, tailgate spoiler and overfenders; color-keyed door handles and mirror caps				S			
Dark-chrome "PLATINUM" door badge and garnish				S			
Chrome "1794 EDITION" door badge and garnish, door handles, window molding and mirror caps; color-keyed tailgate spoiler; gray-painted overfenders					S		
"TRD PRO" hood badge; black door handles, window molding and mirror caps; black technical-camo-grained tailgate spoiler and overfenders with marker lights						S	
TRD aluminum front skid plate with red-painted front coil springs and stabilizer bar						S	
Chrome "CAPSTONE" door badge and garnish, door handles, window molding and mirror caps; color-keyed tailgate spoiler and overfenders							S
Front and rear mudguards		P	P	P	P	S	
"TRD OFF-ROAD" bedside decals		P	P	P	P		

Interior

Fabric-trimmed seats; 4-way manual adjustable driver and front passenger seats	S						
Fabric-trimmed seats; 8-way power-adjustable driver and 4-way manual front passenger seats with 2-way power-adjustable driver lumbar support		S					
SoFlex®-trimmed seats; 8-way power-adjustable driver and front passenger seats with 2-way power-adjustable lumbar support		P	S				
TRD Pro SoFlex®-trimmed seats with contrast stitching and technical-camo-pattern inserts; 8-way power-adjustable driver and front passenger seats with 2-way power-adjustable lumbar support						S	
Leather-trimmed seats with premium contrast stitching; 10-way power-adjustable driver and front passenger seats with 4-way power-adjustable lumbar support				S	S		
Semi-aniline leather-trimmed seats with premium contrast stitching; 10-way power-adjustable driver and front passenger seats with 4-way power-adjustable lumbar support							S
Driver's-seat memory function			S	S	S	S	S
Heated front seats		P					
Heated and ventilated front seats with massage feature			S			S	
Heated and ventilated front and rear seats with front-seat massage feature				S	S		S
60/40 split, folding rear seat	S	S					
60/40 split, folding rear seat with center armrest and cup holders			S	S	S	S	S
Rear under-seat storage compartment with removable and adjustable partitions (gas models only)	S	S	S	S	S		
Smart Key System with Push Button Start; remote keyless entry with lock, unlock, panic and tailgate release functions, and remote illuminated entry	S	S	S	S	S	S	S
Combination meter with analog gauges and 4.2-in. color TFT Multi-Information Display (MID) with fuel economy, Driver Assist, vehicle/trip information, and warning messages	S	S	S				
12.3-in. digital meter with selectable gauge display screens and fuel economy, Driver Assist, vehicle/trip information, and warning messages			S	S	S	S	S
10-in. color Head-Up Display (HUD) with speedometer, navigation ⁵³ and Hybrid System Indicator				P	P		S
Backup camera ⁵⁴ with projected path	S	S	S	S	S	S	S
Panoramic View Monitor (PVM) ⁵ with cameras		P	P	S	S		S
Drive Mode Select (DMS) switch and dial		S	S	S	S	S	S
Single-zone automatic climate control with air filtration	S	S					
Dual zone automatic climate control with air filtration and individual temperature settings for driver and front passenger		P	S	S	S	S	S
Rear-seat air vents (CrewMax only)	S	S	S	S	S	S	S
Polyurethane manual tilt/telescopic steering wheel with phone, audio, display/infotainment, and Driver Assist controls	S	S					
Leather-wrapped manual tilt/telescopic steering wheel with phone, audio, display/infotainment, and Driver Assist controls		P	S				
Leather-wrapped power tilt/telescopic steering wheel with phone, audio, display/infotainment, and Driver Assist controls				S	S		S
TRD Pro leather-wrapped manual tilt/telescopic steering wheel with TRD badge, red center stripe, and phone, audio, display/infotainment, and Driver Assist controls						S	
Heated steering wheel		P	P	S	S		S
Fixed center console with gated shift lever, driving controls, four cup holders, and center storage bin	S	S	S	S	S	S	S
Three USB ports ⁵⁵ (front)	S	S	S				
Five USB ports ⁵⁵ (three front; two rear)			P	S	S	S	S
Front 12V ⁵⁶ auxiliary power outlet	S	S	S	S	S	S	S
120V/400W ⁵¹ rear-seat AC power outlet		P	P	S	S	S	S
Qi-compatible wireless smartphone charging ⁵⁷ with charge indicator light			P	S	S	S	S
Power tilt/slide panoramic roof with power sunshade (CrewMax only)			O	S	S	S	S
Power windows with one-touch auto up/down and jam protection	S	S	S	S	S	S	S
Rear-door sunshades				S	S		S
Day/night rearview mirror	S	S					
Thin-bezel auto-dimming rearview mirror with HomeLink ^{®43} universal transceiver			S			S	
Digital display auto-dimming rearview mirror with compass and HomeLink ^{®43} universal transceiver			P	S	S		S
Overhead console with rear window control, sunglasses storage and Safety Connect ^{®22}	S	S	S	S	S	S	S
Front and rear assist grips	S	S	S	S	S	S	S
Front and rear LED maplights	S	S	S	S	S	S	S

See numbered footnotes in Disclosures section.

TUNDRA FEATURES⁴⁹

S = Standard O = Optional P = Available Package

Interior (continued)

	SR	SR5	Limited	Platinum	1794 Edition	TRD Pro	Capstone
Illuminated center console storage bin and glove box				S	S	S	S
Instrument panel and door ambient lighting, illuminated driver and passenger footwells, and front- and rear-door LED pocket lights				S	S		S
TRD Rally Package with heritage Black SofTex®-trimmed ¹ seats with three-color stripe inserts and stitching				S			
*"PLATINUM" instrument panel badge				S			
American walnut wood-grain interior trim with laser-etched "1794 EDITION" instrument panel badge					S		
TRD Pro "TOYOTA" heritage instrument panel badge						S	
Dark American walnut wood-grain interior trim with backlit "CAPSTONE" instrument panel badge and metal speaker grilles							S
Soft-touch instrument panel, center console and door surfaces			S	S	S	S	S
Leather-wrapped shift knob			S	S	S		S
TRD leather-wrapped shift knob		P	P	P	P		
TRD Pro red-stripped leather-wrapped shift knob						S	
Red TRD engine start button		P	P	P	P	S	
Aluminum sport pedals		P	P	P	P	S	
1794 Edition all-weather floor mats ⁵⁸					S		
TRD Pro all-weather floor mats ⁵⁸						S	
Capstone floor mats ⁵⁸							S

Safety and Convenience

Toyota Safety Sense™ 2.5 (TSS 2.5); ³⁴ Pre-Collision System with Pedestrian Detection (PCS w/PD); ³⁵ Full-Speed Range Dynamic Radar Cruise Control (DRCC); ³⁶ Lane Departure Alert with Steering Assist (LDA w/SA); ³⁷ Lane Tracing Assist (LTA); ³⁸ Automatic High Beams (AHB); ³⁹ Road Sign Assist (RSA) ⁴⁰	S	S	S	S	S	S	S
Blind Spot Monitor (BSM) ¹ with Rear Cross-Traffic Alert (RCTA) ³ and Trailer Merge Warning		P	S	S	S	S	S
Front and Rear Parking Assist with Automatic Braking (PA w/AB) ³³		P	S	S	S	S	S
Tire Pressure Monitor System (TPMS) ⁴²	S	S	S	S	S	S	S
Eight total airbags; ²¹ including driver and passenger side, knee and curtain airbags	S	S	S	S	S	S	S
Driver and front passenger active headrests	S	S	S	S	S	S	S
3-point seatbelts for all seating positions; driver-side Emergency Locking Retractor (ELR) and Automatic/Emergency Locking Retractor (ALR/ELR) on all passenger seatbelts	S	S	S	S	S	S	S
LATCH (Lower Anchors and Tethers for Children) includes lower anchors on all outboard second-row rear seats	S	S	S	S	S	S	S
Child-protector rear door locks and power window lockout control	S	S	S	S	S	S	S
STAR SAFETY SYSTEM Star Safety System™ — includes Vehicle Stability Control (VSC); ⁴³ Traction Control (TRAC), Anti-lock Brake System (ABS) with Electronic Brake-force Distribution (EBD), Brake Assist (BA) ⁴⁴ and Smart Stop Technology® (SST) ⁴⁵	S	S	S	S	S	S	S
Drive-Start Control (DSC)	S	S	S	S	S	S	S
Hill Start Assist Control (HAC) ⁴⁶	S	S	S	S	S	S	S

Audio Multimedia

8-in. Toyota Audio Multimedia touchscreen with 6-speaker audio system, wireless Android Auto™ ¹⁹ & Apple CarPlay® ¹⁶ compatibility, SiriusXM® 3-month trial. ²¹ See toyota.com/audio-multimedia for details.	S	S					
8-in. Toyota Audio Multimedia touchscreen with 9-speaker audio system, wireless Android Auto™ ¹⁹ & Apple CarPlay® ¹⁶ compatibility, SiriusXM® 3-month trial. ²¹ See toyota.com/audio-multimedia for details.	S	S					
14-in. Toyota Audio Multimedia touchscreen with 6-speaker audio system, wireless Android Auto™ ¹⁹ & Apple CarPlay® ¹⁶ compatibility, SiriusXM® 3-month trial. ²¹ See toyota.com/audio-multimedia for details.		P	S				
14-in. Toyota Audio Multimedia touchscreen with 9-speaker audio system, wireless Android Auto™ ¹⁹ & Apple CarPlay® ¹⁶ compatibility, SiriusXM® 3-month trial. ²¹ See toyota.com/audio-multimedia for details.		P	S				
14-in. Toyota Audio Multimedia touchscreen with 12 JBL® ¹⁵ speakers including subwoofer and amplifier, wireless Android Auto™ ¹⁹ & Apple CarPlay® ¹⁶ compatibility, SiriusXM® 3-month trial. ²¹ See toyota.com/audio-multimedia for details.			P	S	S	S	S

Connected Services²¹

Safety Connect® ²² — includes Emergency Assistance button, Enhanced Roadside Assistance; ²³ Automatic Collision Notification, and Stolen Vehicle Locator. ²⁴ Subscription required. Up to 10-year trial included. ²² 4G network dependent.	S	S	S	S	S	S	S
Wi-Fi Connect ²⁵ — with AT&T Wi-Fi hotspot and Integrated Streaming (Apple Music® ²⁷ and Amazon Music ²⁸) compatibility. 1-month Integrated Streaming trial for music services. Up to 30-day or 3 GB trial on Wi-Fi hotspot. ²⁶ 4G network dependent.	O	O	O	O	O	O	O
Service Connect ²⁵ with up to 10-year trial ²⁵ — receive personalized maintenance updates and vehicle health reports. Subscription required. ²⁵ 4G network dependent.	S	S	S	S	S	S	S
Remote Connect ³³ — remotely interact with your vehicle through the Toyota app ⁶⁷ via your smartwatch. Allowing you to lock/unlock doors, start and stop the vehicle, locate your last parked location, check vehicle status and monitor guest drivers. Subscription required. 1-year trial. ³³ 4G network dependent.	S	S	S	S	S	S	S

See numbered footnotes in Disclosures section.

TUNDRA SPECIFICATIONS

S = Standard A = Available O = Optional P = Available Package

Connected Services²¹ (continued)

	SR	SR5	Limited	Platinum	1794 Edition	TRD Pro	Capstone
Drive Connect ²⁹ — includes Cloud Navigation ³¹ with Google Points of Interest (POI) data, Intelligent Assistant ³¹ with Hey, Toyota, and Destination Assist ³⁰ 1-year trial included with 14-in. Toyota Audio Multimedia system. Available subscription with 8-in. Toyota Audio Multimedia system ²⁸ 4G network dependent.	O	O	O	O	O	O	O

Mechanical/Performance

CAB AND BED CONFIGURATIONS

Double Cab with 6.5-ft. Standard Bed	A	A					
Double Cab with 8.1-ft. Long Bed	A	A					
CrewMax with 5.5-ft. Short Bed	A	A	A	A	A	A	A
CrewMax with 6.5-ft. Standard Bed		A	A	A	A		

PERFORMANCE

I-FORCE 3.4L Twin-Turbo V6; 358 hp @ 5200 rpm; 406 lb.-ft. @ 2000 rpm	S						
I-FORCE 3.4L Twin-Turbo V6; 389 hp @ 5200 rpm; 479 lb.-ft. @ 2400 rpm		S	S	S	S		
I-FORCE MAX 3.4L Twin-Turbo V6 Hybrid; 437 hp @ 5200 rpm; 583 lb.-ft. @ 2400 rpm			O	O	O	S	S

MILEAGE ESTIMATES (mpg city/highway/combined)²

I-FORCE 3.4L-T V6 4x2	18/23/20	18/23/20	18/23/20	18/23/20	18/23/20		
I-FORCE 3.4L-T V6 4x4	17/23/19	17/23/19	17/22/19	17/22/19	17/22/19		
I-FORCE MAX 3.4L-T V6 4x2			20/24/22	20/24/22	20/24/22		
I-FORCE MAX 3.4L-T V6 4x4			19/22/21	19/22/21	19/22/21	18/20/19	19/22/21

ENGINE

24-valve DOHC aluminum cylinder heads with Dual Variable Valve Timing with intelligence (VVT-i); 3445 c.c. aluminum engine block, 85.5 x 100 (mm.) bore x stroke, 10.4:1 compression ratio	S	S	S	S	S	S	S
Twin turbochargers with electric wastegate valve actuators and water-cooled intercooler	S	S	S	S	S	S	S
D-4ST direct-injection and port-injection fuel system	S	S	S	S	S	S	S
Conventional 12V starter	S	S	S	S	S	S	S
Stop and Start Engine System (S&S) ³⁸	S	S	S	S	S		
Stainless steel exhaust system	S	S	S	S	S	S	S
Eco, Normal and Sport driving modes		S	S	S	S	S	S
Eco, Comfort, Normal, Sport S, Sport S+ and Custom driving modes				P	P		P

EMISSION RATING

Low Emission Vehicle III (LEV-III)	S	S	S	S	S	S	S
------------------------------------	---	---	---	---	---	---	---

TRANSMISSION

10-speed Electronically Controlled automatic Transmission with intelligence (ECT-i), sequential shift mode, and uphill/downhill shift logic	S	S	S	S	S	S	S
---------------------------------------------------------------------------------------------------------------------------------------------	---	---	---	---	---	---	---

HYBRID SYSTEM

Parallel hybrid system with permanent magnet synchronous motor/generator; electric motor power: 48 hp (36 kW); torque: 184 lb.-ft. (250 N·m)			O	O	O	S	S
288V sealed Nickel-Metal Hydride (Ni-MH) battery with 1.87 kWh capacity			O	O	O	S	S

DRIVETRAIN

Rear-Wheel Drive (RWD) with Automatic Limited-Slip Differential (Auto LSD) ³⁹	S	S	S	S	S		
4WDemand part-time 4-Wheel Drive with electronically controlled 2-speed transfer case (high/low range) and Automatic Limited-Slip Differential (Auto LSD) ³⁹	O	O	O	O	O	S	S
Electronically controlled locking rear differential		P	P		P	S	

BODY AND FRAME

Fully boxed high-strength steel ladder frame with hydraulic cab mounts	S	S	S	S	S	S	S
Ultra high-strength steel cabin construction with aluminum hood and front door panels	S	S	S	S	S	S	S
Active aero front spoiler			S	S	S		S
Active grille shutters		S	S	S	S	S	S

SUSPENSION

Independent double-wishbone front suspension; coil spring multi-link rear suspension	S	S	S	S	S	S	S
TRD sport-tuned and lowered suspension with Bilstein ⁴⁰ shocks		P					
TRD off-road suspension with Bilstein ⁴⁰ shocks		P	P	P	P		
TRD Pro off-road suspension with 1.1-in. front lift, 2.5-in. FOX ⁴¹ Internal Bypass coil-overs and rear remote-reservoir shocks, and TRD Pro front stabilizer bar						S	
Adaptive Variable Suspension (AVS) system				P	P		O
Load-leveling Rear Height Control Air Suspension		O	O	P	P		O

STEERING

Electric Power Steering (EPS); power-assisted rack-and-pinion	S	S	S	S	S	S	S
---------------------------------------------------------------	---	---	---	---	---	---	---

BRAKES

Power-assisted ventilated 13.9-in. front disc brakes with opposed dual-piston brake calipers; ventilated 13.6-in. rear disc brakes with single-piston calipers	S	S	S	S	S	S	S
Electric Parking Brake (EPB) ⁷⁹	S	S	S	S	S	S	S
Electronically Controlled Braking (ECB) system	S	S	S	S	S		

See numbered footnotes in Disclosures section.

TUNDRA SPECIFICATIONS

S = Standard A = Available O = Optional P = Available Package

	SR	SR5	Limited	Platinum	1794 Edition	TRD Pro	Capstone
BRAKES							
Electronically Controlled Braking (ECB) system with integrated regenerative braking (hybrid only)			O	O	O	S	S
FUEL TANK							
22.5 gallons	S	S					
32.2 gallons		A	S	S	S	S	S
TOWING¹							
Class-IV towing hitch receiver and wiring harness with 7-pin/4-pin connector ³	P	S	S	S	S	S	S
Trailer-Sway Control (TSC) ⁷	S	S	S	S	S	S	S
Integrated Trailer Brake Controller (ITBC) ¹¹ with Multi-Information Display (MID) screen and trailer brake type, gain and manual trailer brake output controls		S	S	S	S	S	S
TOW/HAUL driving modes		S	S	S	S	S	S
Trailer Backup Guide system with Straight Path Assist (SPA) ⁶		P	P	S	S		S
OFF-HIGHWAY							
Engine and body undercovers	S	S	S	S	S	S	S
Multi-Terrain Select (MTS), Crawl Control (CRAWL) ⁴ and Downhill Assist Control (DAC) ⁴⁴		P	P	P	P	S	
Multi-Terrain Monitor (MTM) with selectable front, side and rear views		P	P	P	P	S	
Xply™ Armor high-strength engine, fuel tank and transfer case undercovers		P	P	P	P	S	
TRD aluminum front skid plate						S	
All-terrain tires		P	P	P	P	S	
WHEELS							
18-in. styled-steel wheels and P245/75R18 all-season tires	S						
18-in. silver-painted alloy wheels		S					
18-in. TRD Off-Road black-painted and machined-finish alloy wheels		P					
18-in. TRD Rally Package black-painted and machined-finished alloy wheels with TRD heritage center caps		P					
20-in. gray-painted and machined-finish alloy wheels			S				
20-in. TRD Off-Road matte-black alloy wheels with TRD center caps			P	P	P		
20-in. dark-gray-painted alloy wheels				S			
20-in. machined-finish alloy wheels					S		
18-in. TRD Pro matte-black, forged-aluminum BBS ¹¹ wheels with TRD center caps						S	
22-in. chrome- and machined-finish alloy wheels							S
TIRES							
245/75R18 all-season tires	S						
265/70R18 all-season tires		S					
265/60R20 all-season tires		P	S	S	S		
265/50R22 all-season tires							S
265/70R18 Michelin ¹² LTX Trail all-terrain tires (TRD Off-Road Package, TRD Rally Package)		P					
265/60R20 Falken ¹² WILDPEAK all-terrain tires (TRD Off-Road Package)			P	P	P		
285/65R18 Falken ¹² WILDPEAK all-terrain tires (TRD Pro)						S	
Spare — full-size mounted under body	S	S	S	S	S	S	S

TUNDRA SPECIFICATIONS

Dimensions

	Double Cab 6.5-Ft. Standard Bed	Double Cab 8.1-Ft. Long Bed	CrewMax 5.5-Ft. Short Bed	CrewMax 6.5-Ft. Standard Bed
EXTERIOR DIMENSIONS (in.)				
Overall height	78.0	78.0	78.0	78.0
Overall width	80.2	80.2	80.2	80.2
TRD Pro			81.6	
Overall length	233.6	252.5	233.6	245.6
Wheelbase	145.7	164.6	145.7	157.7
Track width (front/rear)	68.4/68.4	68.4/68.4	68.4/68.4	68.4/68.4
TRD Pro			69.4/69.4	
Inside bed length	77.6	96.5	65.6	77.6
Inside bed width	58.7	58.7	58.7	58.7
Inside bed width between wheelwells	48.7	48.7	48.7	48.7
Inside bed depth	20.9	20.9	20.9	20.9
OFF-HIGHWAY (in.)				
Approach/departure angle	21.0/24.0	21.0/24.0	21.0/24.0	21.0/24.0
TRD Pro			26.2/24.2	
Minimum ground clearance				
Gas	9.3	9.3	9.3	9.3
Hybrid			8.5	8.5
INTERIOR DIMENSIONS (in.)				
	Double Cab Standard		CrewMax Standard	CrewMax With Panoramic Roof
Head room (front/rear)	41.0/38.5		41.0/38.5	39.3/36.9
Hip room (front/rear)	62.6/60.5		62.6/60.5	62.6/60.5
Leg room (front/rear)	41.2/33.3		41.2/41.6	41.2/41.6
Shoulder room (front/rear)	65.0/63.4		65.0/62.4	65.0/62.4
Seating capacity	5		5	5

Weights and Capacities

	Double Cab 6.5-Ft. Standard Bed	Double Cab 8.1-Ft. Long Bed	CrewMax 5.5-Ft. Short Bed	CrewMax 6.5-Ft. Standard Bed
CURB WEIGHT (lbs.)				
I-FORCE 3.4L-T V6 4x2				
SR	5095	5290	5160	
SR5	5095	5290	5160	5355
Limited	5215		5245	5465
Platinum			5325	5535
1794 Edition			5325	5535
I-FORCE 3.4L-T V6 4x4				
SR	5380	5565	5390	
SR5	5380	5565	5390	5620
Limited	5490		5490	5720
Platinum			5620	5800
1794 Edition			5620	5800
I-FORCE MAX 3.4L-T V6 Hybrid 4x2				
Limited			5710	5785
Platinum			5800	5865
1794 Edition			5800	5865
I-FORCE MAX 3.4L-T V6 Hybrid 4x4				
Limited			6010	6095
Platinum			6095	6185
1794 Edition			6095	6185
TRD Pro			6015	
Capstone			6185	

DOUBLE CAB



8.1-Ft. Long Bed



6.5-Ft. Std. Bed

CREWMAX



6.5-Ft. Std. Bed



5.5-Ft. Short Bed

TUNDRA SPECIFICATIONS

GVWR—GROSS VEHICLE WEIGHT RATING (lbs.)	Double Cab 6.5-Ft. Standard Bed	Double Cab 8.1-Ft. Long Bed	CrewMax 5.5-Ft. Short Bed	CrewMax 6.5-Ft. Standard Bed
i-FORCE 3.4L-T V6 4x2				
SR	7035	7165	6990	
SR5	7035	7165	6990	7165
Limited	7075		7000	7165
Platinum			7045	7165
1794 Edition			7045	7165
i-FORCE 3.4L-T V6 4x4				
SR	7265	7375	7210	
SR5	7265	7375	7210	7340
Limited	7310		7230	7365
Platinum			7285	7375
1794 Edition			7285	7375
i-FORCE MAX 3.4L-T V6 Hybrid 4x2				
Limited			7375	7465
Platinum			7440	7520
1794 Edition			7440	7520
i-FORCE MAX 3.4L-T V6 Hybrid 4x4				
Limited			7615	7750
Platinum			7660	7780
1794 Edition			7660	7780
TRD Pro			7615	
Capstone			7670	

Max Towing (lbs.)³

i-FORCE 3.4L-T V6 4x2				
SR	8300	8300	8300	
SR5	12,000	11,370	11,400	11,270
Limited	11,400		11,350	11,230
Platinum			11,310	11,180
1794 Edition			11,380	11,290
i-FORCE 3.4L-T V6 4x4				
SR	8300	8300	8300	
SR5	11,200	11,090	11,160	11,010
Limited	11,110		11,120	10,970
Platinum			11,050	10,890
1794 Edition			11,050	10,890
i-FORCE MAX 3.4L-T V6 Hybrid 4x2				
Limited			11,450	11,350
Platinum			11,380	11,290
1794 Edition			11,380	11,290
i-FORCE MAX 3.4L-T V6 Hybrid 4x4				
Limited			11,170	11,040
Platinum			11,020	10,960
1794 Edition			11,020	10,960
TRD Pro			11,175	
Capstone			10,340	

Max Payload (lbs.)⁹

i-FORCE 3.4L-T V6 4x2				
SR	1940	1810	1830	
SR5	1940	1875	1830	1810
Limited	1860		1755	1700
Platinum			1720	1630
1794 Edition			1720	1630
i-FORCE 3.4L-T V6 4x4				
SR	1885	1810	1820	
SR5	1885	1810	1820	1720
Limited	1820		1740	1645
Platinum			1665	1575
1794 Edition			1665	1575
i-FORCE MAX 3.4L-T V6 Hybrid 4x2				
Limited			1665	1680
Platinum			1640	1655
1794 Edition			1640	1655
i-FORCE MAX 3.4L-T V6 Hybrid 4x4				
Limited			1605	1665
Platinum			1565	1595
1794 Edition			1565	1595
TRD Pro			1600	
Capstone			1485	

DISCLOSURES

1. SofTex® is a registered trademark of Toyota Motor Sales, U.S.A., Inc. 2. EPA-estimated XX city/XX highway/XX combined mpg rating for 2025 Tundra SR 4x2; EPA-estimated XX city/XX highway/XX combined mpg rating for 2025 Tundra SR5, Limited, Platinum and 1794 Edition 4x2; EPA-estimated XX city/XX highway/XX combined mpg rating for 2025 Tundra SR 4x4; EPA-estimated XX city/XX highway/XX combined mpg rating for 2025 Tundra SR5, Limited, Platinum and 1794 Edition 4x4. EPA-estimated XX city/XX highway/XX combined mpg rating for 2025 Tundra Limited 4x2 Hybrid, Platinum 4x2 Hybrid and 1794 Edition 4x2 Hybrid; EPA-estimated XX city/XX highway/XX combined mpg rating for 2025 Tundra Limited 4x4 Hybrid, Platinum 4x4 Hybrid, 1794 Edition 4x4 Hybrid and Capstone 4x4 Hybrid; EPA-estimated XX city/XX highway/XX combined mpg rating for 2025 Tundra TRD Pro 4x4 Hybrid. Use for comparison purposes only. Your mileage will vary for many reasons, including your vehicle's condition and how/where you drive. See www.fueleconomy.com. 3. Never tow beyond a vehicle's published towing capacities. Before towing, confirm your vehicle and trailer are compatible, hooked up and loaded properly and that you have any necessary additional equipment. The maximum you can tow depends on base curb weight plus the total weight of any cargo, occupants, and added vehicle equipment. Follow all instructions in your Owner's Manual. 4. Crawl Control is designed for driving on difficult terrain at low speeds and assists the driver by controlling acceleration and braking, allowing the driver to focus on steering. See Owner's Manual for additional limitations. 5. The Panoramic View Monitor does not provide a comprehensive view of the area surrounding your vehicle. Look around to confirm clearance. See Owner's Manual for limitations. 6. The backup camera does not provide a comprehensive view of the rear area of the vehicle/trailer. When using straight path assist, driver should confirm clearance and is still responsible for safe operation. See Owner's Manual for limitations. 7. Do not rely exclusively on Blind Spot Monitor. Look over shoulder and use turn signal. See Owner's Manual for limitations. 8. Do not rely exclusively on the Rear Cross-Traffic Alert. Visually confirm clearance during use. See Owner's Manual for limitations. 9. Payload includes the weight of occupants, cargo and options and is limited by weight distribution. 10. Cargo and load capacity limited by weight and distribution. Always properly secure cargo and cargo area. 11. BBS® is a registered trademark of BBS of America, Inc. 12. Falken is a registered trademark of Sumitomo Rubber Industries, Ltd. 13. FOX is a registered trademark of FOX Factory, Inc. 14. Bilstein® is a registered trademark of ThyssenKrupp Bilstein GmbH FED REP GERMANY. 15. JBL® is a registered trademark of Harman International Industries, Inc. 16. To wirelessly use Apple CarPlay® on your car display, you need a compatible smartphone with an active data plan. You can check which smartphones are compatible at <https://www.apple.com/ios/carplay/>. Operability depends on network availability, a cellular connection and GPS signal. Services subject to change at any time without notice. Data charges may apply. To learn more, go to <https://www.toyota.com/audio-multimedia/>. To learn more about Toyota's Connected Services data collection, use, sharing and retention practices, please visit <https://www.toyota.com/support/privacy-rights/>. Apple CarPlay® is a registered trademark of Apple Inc. 17. iPhone® is a registered trademark of Apple Inc. All rights reserved. 18. Google, Android, Android Auto, YouTube Music and other marks are trademarks of Google LLC. 19. To use Android Auto on your car display, you need a compatible Android smartphone with an active data plan. You can check which smartphones are compatible at <https://www.android.com/auto/compatibility/>. Operability depends on network availability, a cellular connection and GPS signal. Services subject to change at any time without notice. Data charges may apply. To learn more, go to <https://www.toyota.com/audio-multimedia/>. To learn more about Toyota's Connected Services data collection, use, sharing and retention practices, please visit <https://www.toyota.com/support/privacy-notice/>. Android Auto is a trademark of Google LLC. 20. Service will automatically stop at the end of your trial subscription period unless you decide to continue service. Trial is non-transferable. If you do not wish to enjoy your trial, you can cancel by calling the number below. All SiriusXM services require a subscription, each sold separately by SiriusXM after the trial period. Service subject to the SiriusXM Customer Agreement and Privacy Policy, visit siriusxm.com for complete terms and how to cancel which includes online methods or calling 1-866-635-2349. Some services and features are subject to device capabilities and location availability. Satellite service not available in AK & HI. Content varies by SiriusXM subscription plan. All fees, content and features are subject to change. SiriusXM and related logos are trademarks of Sirius XM Radio Inc. and its respective subsidiaries. 21. Toyota Connected Services depend on certain factors outside of Toyota's control in order to operate, including cellular network availability and GPS signal. Without either of these things, operability may be limited or precluded, including access to response center and emergency support. Services vary by vehicle and are subject to change at any time without notice. Requires app download/registration and subscription after trial (if applicable). Terms of Use apply. Data charges may apply. See Owner's Manual and <https://www.toyota.com/connected-services/>. For Toyota's Connected Services' data collection, use, sharing and retention practices, please visit <https://www.toyota.com/support/privacy-notice/>. All trials begin on original purchase or lease date of new vehicle, with the exception of Wi-Fi for which trial begins at time of activation. Paid subscription required after trial (if applicable). 22. Safety Connect® depends on factors outside of Toyota's control in order to operate, including cellular network availability and GPS signal. Without either of these things, operability may be limited or precluded, including access to response center and emergency support. Stolen vehicle police report required to use Stolen Vehicle Locator. If subscription includes Automatic Collision Notification, it will activate only in limited circumstances. Services vary by vehicle and are subject to change at any time without notice. Terms of Use apply. Data charges may apply. See Owner's Manual and <https://www.toyota.com/connected-services/>. For Toyota's Connected Services' data collection, use, sharing and retention practices, please visit <https://www.toyota.com/support/privacy-notice/>. A Safety Connect® trial is included for up to 10 years on select vehicles with paid Connected Services packages. See your Toyota dealer for details. 4G network dependent. 23. Enhanced 24/7 Roadside Assistance allows in-vehicle SOS button to assist response agent to identify vehicle location. Unlimited mileage coverage effective with an active Safety Connect® trial, which is dependent on 4G network and GPS signal availability. Enhanced Roadside Assistance does not include parts and fluids, except limited emergency gas delivery. Towing distance up to 25 miles. Restrictions apply. Service subject to change at any time. Available in the continental U.S. and Canada. See Toyota dealer for details and exclusions. 24. Building and/or parking structures may limit system effectiveness. Stolen vehicle police report required to use Stolen Vehicle Locator. For additional assistance contact the Toyota Brand Engagement Center at 1-800-331-4331. 25. Service Connect depends on certain factors outside of Toyota's control in order to operate, including cellular network availability and GPS signal. Without either of these things, operability may be limited or precluded. Information provided is based on the last time data was collected from vehicle and is not real-time data. Services vary by vehicle and are subject to change at any time without notice. Terms of Use apply. Data charges may apply. See usage precautions and service limitations in Owner's Manual and <https://www.toyota.com/connected-services/>. To learn about Toyota's Connected Services' data collection, use, sharing and retention practices, please visit <https://www.toyota.com/support/privacy-notice/>. The Service Connect trial is included for up to 10 years. 4G network dependent. 26. Service not available everywhere or in every vehicle. Depends on cellular network availability and GPS signal. Without either of these things, operability may be limited or precluded. Up to 5 devices can be supported using in-vehicle connectivity. Services subject to change at any time without notice. The Wi-Fi Connect trial begins at the time of enrollment and expires the earlier of 3GB data use or the 1-month trial period ends. Paid subscription required after trial. Select models include Integrated Streaming capability, which requires a separate subscription to third-party provider services. Data charges may apply. Valid in the contiguous U.S. and Alaska. Go to <https://myvehicle.att.com/#/toyota/learn?language=en&country=US> for terms and conditions. The Wi-Fi Connect trial begins at the time of enrollment and expires when 30 days or the earlier of 3GB of data is used or the 1-month period ends. Subscription required after trial. Integrated Streaming requires separate subscriptions to third-party provider services. Terms of Use apply. 27. Apple Music and the Apple logo are trademarks of Apple Inc., registered in the U.S. and other countries. Requires Wi-Fi Connect subscription after trial (if applicable) and your own Apple Music account. 28. Amazon, Amazon Music, and related marks are trademarks of Amazon.com, Inc., or its affiliates. 29. Drive Connect availability and accuracy depend on certain factors outside of Toyota's control in order to operate, including 4G network availability, a cellular connection and GPS signal. Without any one or more of these things, operability may be limited or precluded. Services subject to change at any time without notice. Requires app download/registration and subscription after trial (if applicable). Terms of Use apply. Data charges may apply. See Owner's Manual and <https://www.toyota.com/connected-services/> for limitations. To learn about Toyota's Connected Services data collection, use, sharing and retention practices, visit <https://www.toyota.com/support/privacy-notice/>. Trial period begins on original purchase or lease date of new vehicle. Paid subscription required after trial (if applicable). Terms of Use apply. 30. On select models, Destination Assist will require a trial or subscription to Drive Connect. Availability and accuracy depend on certain factors outside of Toyota's control in order to operate, including a cellular connection and GPS signal. Without either of these things, operability may be limited or precluded. Services subject to change at any time without notice. Requires app download/registration and subscription to Drive Connect after trial (if applicable). Terms of Use apply. Data charges may apply. See Owner's Manual and <https://www.toyota.com/connected-services/> for limitations. To learn about Toyota's Connected Services data collection, use, sharing and retention practices, visit <https://www.toyota.com/support/privacy-notice/>. The Destination Assist trial period begins on original purchase or lease date of new vehicle. Paid subscription required after trial (if applicable). Terms of Use apply. 31. Intelligent Assistant requires a trial or subscription to Drive Connect. Drive Connect availability and accuracy depend on certain factors outside of Toyota's control in order to operate, including 4G network availability, a cellular connection and GPS signal. Without any one or more of these things, operability may be limited or precluded. Services subject to change at any time without notice. Requires app download/registration and subscription after trial (if applicable). Terms of Use apply. Data charges may apply. See Owner's Manual and <https://www.toyota.com/connected-services/> for limitations. To learn about Toyota's Connected Services data collection, use, sharing and retention practices, visit <https://www.toyota.com/support/privacy-notice/>. 32. Cloud Navigation requires a trial or subscription to Drive Connect. Drive Connect availability and accuracy depend on certain factors outside of Toyota's control in order to operate, including 4G network availability, a cellular connection and GPS signal. Without any one or more of these things, operability may be limited or precluded. Services subject to change at any time without notice. Requires app download/registration and subscription after trial (if applicable). Terms of Use apply. Data charges may apply. See Owner's Manual and <https://www.toyota.com/connected-services/> for limitations. To learn about Toyota's Connected Services data collection, use, sharing and retention practices, visit <https://www.toyota.com/support/privacy-notice/>. 33. Use only if aware of circumstances surrounding vehicle and it is legal and safe to do so (e.g., do not remotely start a gas engine vehicle in an enclosed space or if vehicle is occupied by a child). Remote Connect depends on certain factors outside of Toyota's control in order to operate, including 4G network availability, a cellular connection and GPS signal. Without any one or more of these things, operability may be limited or precluded. Services subject to change at any time without notice. Digital Key also requires Bluetooth® connectivity. Remote start/stop not available on manual transmission-equipped models. Remote start/stop and/or lock/unlock available on select models. Remote Connect is included with select paid Connected Services packages. See your Toyota dealer for details. Terms of Use apply. Data charges may apply. See Owner's Manual and <https://www.toyota.com/connected-services/> for additional details. To learn about Toyota's Connected Services' data collection, use, sharing and retention practices, please visit <https://www.toyota.com/support/privacy-notice/>. Trial period begins on original purchase or lease date of new vehicle. Paid subscription required after trial (if applicable). Terms of Use apply. 34. Toyota Safety Sense™ effectiveness is dependent on many factors including road, weather and vehicle conditions. Drivers are responsible for their own safe driving. Always pay attention to your surroundings and drive safely. See Owner's Manual for limitations. 35. The Pre-Collision System (PCS) with Pedestrian Detection (PD) is designed to determine if impact is imminent and help reduce impact speed and damage in certain frontal collisions involving a vehicle, a pedestrian or a bicyclist. PCS w/PD is not a substitute for safe and attentive driving. System effectiveness depends on many factors, such as speed, size and position of pedestrian or bicyclist and weather, light and road conditions. See Owner's Manual for limitations. 36. Full-Speed Range Dynamic Radar Cruise Control is not a substitute for safe and attentive driving. See Owner's Manual for instructions and limitations. 37. Lane Departure Alert with Steering Assist is designed to read visible lane markers under certain conditions. It provides a visual/audible alert and slight steering force

DISCLOSURES

when lane departure is detected. It is not a collision-avoidance system or a substitute for safe and attentive driving. Effectiveness depends on many factors including road, weather and vehicle conditions. See *Owner's Manual* for limitations. **38.** The Lane Tracing Assist (LTA) lane centering function is designed to read visible lane markers and detect other vehicles under certain conditions. It is only operational when DRCC is engaged. See *Owner's Manual* for limitations. **39.** Automatic High Beams operate at speeds above 21 mph. See *Owner's Manual* for instruction and limitations. **40.** Road Sign Assist only recognizes certain road signs. See *Owner's Manual* for limitations. **41.** Integrated Trailer Brake Controller is an electronic system that operates in tandem with a trailer equipped with an electric braking system. It is designed to help the driver maintain trailer control by increasing or reducing trailer braking based on trailer weight. It is not a substitute for safe towing practices. Factors including speed, weather, road conditions and driver input can all affect trailer braking control. See *Owner's Manual* for additional limitations and details. **42.** Liftgate requires key fob present. **43.** HomeLink® and the HomeLink® house icon are registered trademarks of Gentex Corporation. **44.** Downhill Assist Control is designed to help driver maintain vehicle control and speed on steep, downhill descents and is not a substitute for safe driving judgment and practices. Factors including speed, grade, surface conditions and driver input can affect the DAC's ability to prevent loss of control. See *Owner's Manual* for additional limitations and details. **45.** BedStep® is a registered trademark of Lund Motion Products, Inc. All rights reserved. **46.** Extra-cost color. **47.** Available on all 4x4 CrewMax and Double Cab grades except: TRD Pro, Capstone and TRD Sport, and/or those equipped with air suspension or Adaptive Variable Suspension (AVS). **48.** The Toyota Tundra lift kit is designed to be compatible with the safety features of Toyota Safety Sense™, including forward collision mitigation. Use of a non-genuine Toyota lift kit may result in some incompatibility and/or degraded performance of the features that rely on the Toyota Safety Sense™ sensors. **49.** Toyota strives to build vehicles to match customer interest and thus they typically are built with popular options and option packages. Not all options/packages are available separately and some may not be available in all regions of the country. See toyota.com for information about options/packages commonly available in your area. If you would prefer a vehicle without any or with different options, contact your dealer to check for current availability or the possibility of placing a special order. Color(s) depicted may vary based on multiple factors, including ambient lighting and the format in which it is being viewed (e.g., computer, mobile device or print). **50.** Standard on Limited, Platinum, 1794 Edition and TRD Pro grades; available on SR and SR5 grades. **51.** Do not exceed 120V. See *Owner's Manual* for additional limitations and details. **52.** Depending on exterior color. **53.** Be sure to obey traffic regulations and maintain awareness of road and traffic conditions at all times. System functionality and accuracy of information depends on many factors. Use common sense when relying on information provided. Services and programming subject to change. Updates may be at an additional cost. See *Owner's Manual* for limitations. **54.** The backup camera does not provide a comprehensive view. Always look over shoulder and use outside mirrors. See *Owner's Manual* for limitations. **55.** May not be compatible with all mobile phones, smart devices, tablets, e-readers, MP3/WMA players and like models. **56.** Rated for 12 volts/10 amps. See *Owner's Manual* for additional limitations and details. **57.** Wireless charging may not be compatible with all mobile phones, smart devices, tablets, e-readers, MP3/WMA players and like products. **58.** This floor mat/floor liner was designed specifically for use in your model and model year vehicle and SHOULD NOT be used in any other vehicle. To avoid potential interference with pedal operation, each mat/liner must be secured with its fasteners. Do not install a floor mat/floor liner on top of an existing floor mat/floor liner. **59.** Front and Rear Parking Assist with Automatic Braking (PA w/AB) may warn drivers of, and potentially brake for front and rear collisions with certain objects when traveling at low speeds. Drivers should visually confirm clearance during use. See *Owner's Manual* for instructions and limitations. **60.** The Tire Pressure Monitor System alerts the driver when tire pressure is critically low. For optimal tire wear and performance, tire pressure should be checked regularly with a gauge; do not rely solely on the monitor system. See *Owner's Manual* for limitations and details. **61.** Airbag systems supplement the seatbelts and are designed to inflate only under certain conditions and in certain types of severe collisions. Always wear seatbelt, sit upright in middle and as far back in seat as possible to help decrease risk of injury. Do not put objects in front of an airbag. See *Owner's Manual* for limitations. **62.** Michelin is a registered trademark of Michelin North America, Inc. **63.** Vehicle Stability Control is not a substitute for safe and attentive driving practices. Factors including speed, road conditions, weather and steering input can affect whether VSC will be effective. See *Owner's Manual* for limitations. **64.** Brake Assist is designed to help the driver take advantage of ABS and is not a substitute for safe driving practices. Braking effectiveness also depends on proper vehicle maintenance, tire and road conditions. See *Owner's Manual* for additional limitations and details. **65.** Smart Stop Technology® will reduce power to help the brakes bring vehicle to a stop during certain contemporaneous brake and accelerator pedal applications. See *Owner's Manual* for limitations. **66.** Hill Start Assist Control is designed to minimize backward rolling on steep ascents. Not a substitute for safe driving judgment and practices. Speed, grade, surface conditions, driver input, etc., can all affect HAC function. See *Owner's Manual*. **67.** An active Remote Connect trial or subscription is required to use the features mentioned in the Toyota app. **68.** Before towing, confirm Stop and Start Engine System is disengaged. **69.** Auto LSD is an electronic, brake-actuated limited-slip differential that automatically activates when VSC is disengaged at low speeds. See *Owner's Manual* for limitations. **70.** When the system is on, Electric Parking Brake is designed to engage the Parking Brake under limited conditions. It may not hold the vehicle under all conditions. See *Owner's Manual* for additional limitations and details. **71.** Trailer-Sway Control (TSC) is an electronic system designed to help the driver maintain vehicle control under adverse conditions. It is not a substitute for safe driving practices. Factors including speed, road conditions, weather and driver steering input can all affect whether TSC will be effective in preventing a loss of control. See *Owner's Manual* for additional limitations and details.

Toyota strives to build vehicles to match customer interest and thus they typically are built with popular options and option packages. Not all options/packages are available separately and some may not be available in all regions of the country. See toyota.com for information about options/packages commonly available in your area. If you would prefer a vehicle without any or with different options, contact your dealer to check for current availability or the possibility of placing a special order.

Color(s) depicted may vary based on multiple factors, including ambient lighting and the format in which it is being viewed (e.g., computer, mobile device or print).

Some vehicles are shown with available equipment. Seatbelts should be worn at all times. For details on vehicle specifications, standard features and available equipment in your area, contact your Toyota dealer. A vehicle with particular equipment may not be available at the dealership. Ask your Toyota dealer to help locate a specifically equipped vehicle.

Toyota Tundra is designed to meet most off-road driving requirements. Abusive use may result in bodily harm or damage. Toyota encourages responsible operation to protect you, your vehicle and the environment. Seatbelts should be worn at all times. Please do not allow passengers to ride in the cargo area. Towing hitch receiver/ball mount kits are not intended to provide crash protection. For details on vehicle specifications, standard features and available equipment in your area, contact your Toyota dealer. A vehicle with particular equipment may not be available at the dealership. Ask your Toyota dealer to help locate a specifically equipped vehicle.

All information presented herein is based on data available at the time of posting, is subject to change without notice and pertains specifically to mainland U.S.A. vehicles only. Vehicles shown may be prototypes, shown using visual effects and/or shown with options. Actual models may vary.



For Toyota Mobility program details, go to www.toyota.com/mobility or call the Toyota Brand Engagement Center at 1-800-331-4331